

: Emergency Lighting : Núdzové svietidlá

To be on the safe side



We think you have full right to expect more of emergency luminaries. It means **more elegance, more harmony, more style, more quality and the highest level of a safety.** More for yourselves. More for your life.

Choose such lamp that provides you with **the best feeling of comfort, harmony and safety for you, your relatives, for all of us.**

You never know what awaits you...

...however, it is very pleasant at least to know there is something **you can rely on.**

Myslíme si, že máte plné právo očakávať od núdzových svietidiel viac. Viac elegancie, viac harmónie, viac štýlu, viac kvality a výkonu, ale najmä navyššiu úroveň zabezpečenia bezpečnosti. Viac pre Vás samých. Viac pre Váš život.

Vyberte si práve také **núdzové svietidlo SEC**, ktoré Vám poskytnú ten najlepší pocit pohody, harmónie a bezpečia pre Vás, Vašich najbližších, pre nás všetkých...

Nemôžete vedieť čo Vás čaká...

... je ale **príjemné vedieť, že sa máte na čo spoliehať.**

ECOTREND



DER GRÜNE PUNKT

**NI-MH
Battery**

What kinds of emergency lighting fixtures are manufactured by SEC?

SEC emergency lighting fixtures assortment consists of five main groups:

- self-contained emergency lighting with power up to 58W,
- self-contained emergency lighting with **AUTO-TEST**,
- self-contained emergency lighting with **CENTRAL-TEST** function (ATXL versions) are connected to **CENTRAL TEST ELMAX LOOK** Device (for further details see the pages 162-165)
- self-contained emergency lighting with **CENTRAL-TEST** function (ATZB) are connected **wireless** to **CENTRAL TEST ELMAX ZIGBEE** Device (for further details see the pages 162-165)
- emergency lighting fixtures for central power supply AC/DC 24V, DC 48V, DC 110V or AC/DC 230V.



Aké núdzové svietidlá vyrába firma SEC?

Široký sortiment núdzových svietidiel firmy SEC tvoria tri hlavné skupiny:

- samostatné **núdzové svietidlá pre trvalé (M) alebo netrvané (NM) núdzové osvetlenie** až do výkonu 58W
- samostatné **núdzové svietidlá pre trvalé (M) alebo netrvané (NM) núdzové osvetlenie** s funkciou **AUTOTEST** (ďalej v katalógu označené ako -AT)
- adresovateľné **núdzové svietidlá pre trvalé (M) alebo netrvané (NM) núdzové osvetlenie** s funkciou **CENTRALTEST ELMAX LOOK** (ďalej v katalógu ako -ATXL) so zabudovaným vlastným zdrojom energie (NiCd alebo NiMh batéria)
- adresovateľné **núdzové svietidlá pre trvalé (M) alebo netrvané (NM) núdzové osvetlenie** s funkciou **CENTRALTEST s bezdrôtovou komunikáciou ELMAX ZIGBEE** (ďalej v katalógu označené ako -ATZB) so zabudovaným vlastným zdrojom energie (bezúdržbová NiCd alebo NiMh batéria) , **pozri aj str. 162-165**
- **núdzové svietidlá napájané z centrálného zdroja** (napr.centrálny akumulátorovne alebo centrálny záložného agregátu) s napájacím napätím AC/DC 230V alebo 24V AC/DC alebo DC 48V, 110V.

230V Power Supply Normálne osvetlenie	Emergency Mode Núdzový režim
	
Maintained Emergency Lighting (M) Trvalé núdzové osvetlenie (M)	
230V Power Supply Normálne osvetlenie	Emergency Mode Núdzový režim
	
Non-maintained Emergency Lighting (NM) Netrvané núdzové osvetlenie (NM)	



What is the difference between maintained and non-maintained emergency lighting fixtures ?

In **non-maintained emergency lighting fixtures (NM)**, fluorescent lamp works only when power supply is broken off. **Maintained emergency lighting fixtures (M)** include the function of non-maintained and permanent lighting. If you connect it through the external switch, you can control its functionality (ON/OFF state) during permanent mode. The emergency mode is not influenced by the position of switch before main 230V AC failure. In case of emergency it operates during declared duration.

Aký je rozdiel medzi svietidlom pre trvalé a netrvané núdzové osvetlenie?

Svietidlo pre **trvalé núdzové osvetlenie (M)** pracuje v dvoch režimoch. Prevádzkový režim je pri neprerušenom napájanom napätí, kedy je možné ho ovládať vypínačom a používať ho na bežné osvetlenie (pre pripojenie svietidla na trvalé núdzové osvetlenie je potrebné priviesť dve fázy: prerušovanú cez vypínač na ovládanie svietidla a neprerušovanú pre zabezpečenie stáleho pripojenia svietidla k sieti).

Druhý režim je pri prerušenej dodávke elektrickej energie a svietidlo automaticky prechádza do núdzového režimu.

Svietidlo pre **netrvané núdzové osvetlenie (NM)** je v prevádzke iba pri prerušenej dodávke elektrickej energie (núdzový režim).

Pri neprerušenej dodávke elektrickej energie elektronické obvody svietidla zabezpečujú optimálne dobíjanie akumulátora signalizované kontrolkou LED zelenej farby.

How to connect SEC emergency lighting to mains?

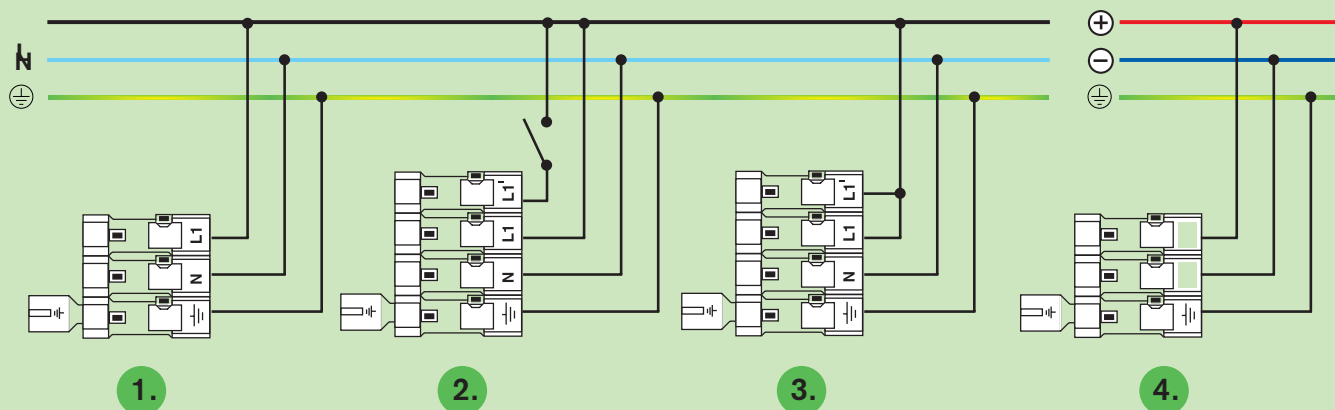
Both, **maintained (M)** and **non-maintained (NM)** emergency lighting fixtures are connected directly to main AC 230V with no other requirements for additional wires.

Maintained emergency lighting fixture (M) can be connected to external control switch (ON/OFF, pict.No.2) by means of terminal block L1'. In case of emergency it works throughout declared duration regardless of the fact whether the lighting fixture was ON or OFF before.

If terminal blocks L1 and L1' are connected together (pict.No.3), it works continuously and in case of emergency it works throughout declared duration. If terminal block L1' is not connected lighting fixture operates as non-maintained version (NM, pict.No.1).

The **emergency lighting fixtures for central power supply AC/DC 24V, DC 24V, DC 48V or DC110V** are connected to special wires +/- (pict.No.4).

The **emergency lighting for central power supply AC/DC 230V** are connected to the main with no further requirements for additional wires.



Ako pripojiť núdzové svietidlá SEC k elektrickej sieti?

Svietidlá pre **trvalé (M)** alebo **(NM) netrvalé núdzové osvetlenie** sa pripájajú k bežnej 230V/50Hz sieti bez potreby privedenia ďalších vodičov.

Svietidlo pre trvalé núdzové osvetlenie môže byť pripojené k externému vypínaču (obr.2) na jeho ovládanie (vypnúť / zapnúť), ak je na svorku L1 pripojená trvalá fáza a na svorku L1' prerušovaná cez vypínač, pričom po výpadku elektrickej energie svieti deklarovanú dobu autonómnosti bez ohľadu na to, či svietidlo bolo v prevádzkovom režime zapnuté alebo vypnuté.

Ak sú svorky L1 a L1' spojené (obr.3), svietidlo v prevádzkovom režime svieti nepretržite a po výpadku elektrickej energie svieti deklarovanú dobu autonómnosti. Ak sa svorka L1' nezapojí svietidlo pracuje ako prevedenie NM - svietidlo pre netrvalé núdzové osvetlenie (obr.1). Pri svietidle v triede izolácie II, sa \ominus nezapája.

Svietidlá pre centrálné napájané núdzové systémy (C) sa pripájajú na zvláštne rozvody AC/DC 24V, DC 12V, DC24V, DC 48V, DC110V (obr.4).

V tomto prípade sú prípojné svorky označené +/- (obr.4). Svetidlá pre centrálné núdzové systémy zálohované centrálnym agregátom AC/DC 230V sa pripájajú na bežné rozvody 230V/50Hz bez potreby privedenia ďalších vodičov.

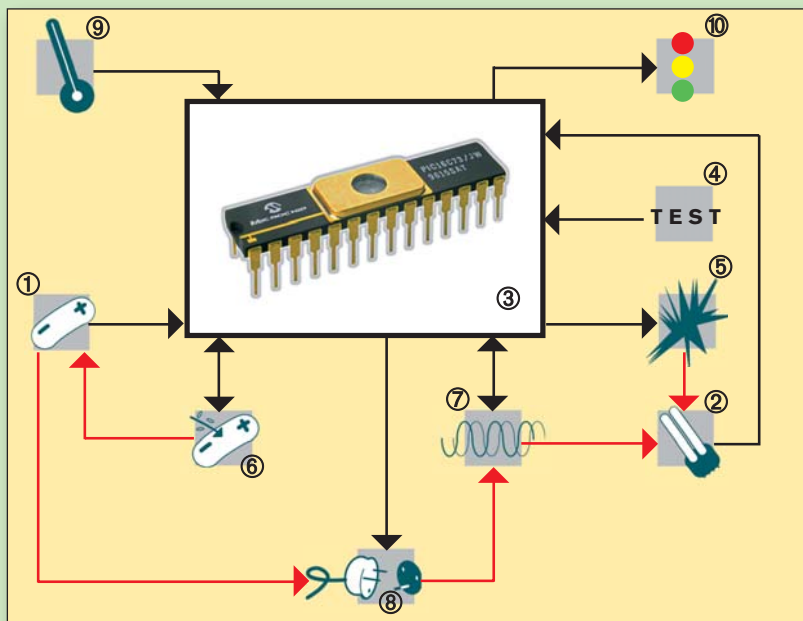
What are the advantages of a self-contained AUTO-TEST emergency light ?

Similarly, like each other system or equipment, also emergency lights as the part of safety related system require regular checking up their status. In case of emergency lights without the test this activity has to be carried out by a worker responsible for safety related system, what requires spending certain work and costs. This necessity may be omitted at using emergency lights of **SEC with the AUTO-TEST**. Emergency electronic unit controlled by **RISC microcomputer** controls, monitors, analyses and optimises all the main activities and components of the emergency light. These are: optimal charging the accumulator, operation of the electronic ballast, starting process of the fluorescent tube and stabilisation of the luminous flux of fluorescent tube. **Regularly once per 168 hours** it diagnoses the functionality of the accumulator, fluorescent tube and electronic circuits by means of simulating a power failure for short time. Testing the status of components (especially accumulator's capacity) and light's functions is performed once per **4380 hours** and for the time period that equals to the declared autonomy of the light in case of a power failure.

During the test the microcomputer compares measured values with the references saved in its memory.



In case they do not equal, the communication system (combination of three colour LEDs) ensures signalling a pre-failure or failure status of the light. Thus a user is regularly informed on the status of each emergency light without any bigger effort and costs. To install emergency lights with AUTO-TEST no further installation of cable distributions is required. The superstructure of AUTO-TEST function is formed by **CENTRAL-TEST systems ELMAX**, that is intended to give central information about failures in monitored group of fixtures (for further details see the pages No.162-165).



- | | |
|-----------------------|--------------------------|
| ①- Battery | ⑥- Charging circuits |
| ②- Fluorescent tube | ⑦- Electronic ballast |
| ③- Microcomputer | ⑧- Battery disconnect |
| ④- TEST button | ⑨- Temperature sensor |
| ⑤- Electronic ignitor | ⑩- Status monitor 3x LED |
-
- | | |
|---------------------------|--------------------------|
| ①- akumulátor | ⑥- nabíjacie obvody |
| ②- žiarivka | ⑦- striedač |
| ③- mikropočítač | ⑧- odpojovač akumulátora |
| ④- TEST tlačítko | ⑨- snímač teploty |
| ⑤- elektronický zapalovač | ⑩- monitor stavu |

Aké sú prednosti samostatného núdzového svietidla s funkciou AUTO-TEST ?

Ako každý iný systém alebo zariadenie, aj núdzové svietidlá ako súčasť bezpečnostného systému, vyžadujú pravidelnú kontrolu ich stavu. Táto činnosť musí byť pri núdzových svietidlách bez testu vykonávaná pracovníkom zodpovedným za bezpečnostný systém, čo vyžaduje vynaloženie určitej námahy a nákladov. Táto potreba odpadá pri použití núdzových svietidiel SEC s **AUTO-TEST**om. Elektronická jednotka núdzového svietidla **riadená mikropočítačom s architektúrou RISC s presnosťou počítača riadi, monitoruje, analyzuje a optimalizuje** všetky hlavné činnosti a komponenty núdzového svietidla a to: **optimálne nabíjanie akumulátora, činnosť elektronického predradníka, zapalovací proces žiarivky a stabilizáciu svetelného toku žiarivky.**

Pravidelne **raz za 168 hodín** diagnostikuje funkčnosť akumulátora, žiarivky a elektronických obvodov krátkou simuláciou výpadku elektrickej energie (**krátky test**). Test stavu komponentov (najmä kapacity akumulátora) a funkcií svietidla je uskutočňovaný raz za cca. **4380 hodín** a to v časovom úseku, ktorý sa rovná deklarovanej autonómnosti svietidla pri výpadku elektrickej energie. Počas testu sú mikropočítačom porovnávané namerané hodnoty voči referenčným, ktoré sú uložené v jeho pamäti (**komplexný test**).

V prípade, že sa nerovnajú, monitor stavu (kombinácia troch farebných LED) zabezpečí signalizáciu predporuchového alebo poruchového stavu svietidla. Užívateľ je takto bez väčšej námahy a nákladov pravidelne informovaný o stave každého núdzového svietidla. Pre inštaláciu núdzových svietidiel s **AUTO-TEST**om nie je potrebná žiadna ďalšia inštalácia káblových rozvodov.

Nadstavbu funkcie **AUTO-TEST** tvorí **CENTRAL-TEST** pre centrálnu informáciu o poruche v sledovanej skupine svietidiel (systémy **ELMAX** pozri str. 162-165).

How does the microcomputer inform the user about the state of emergency lighting?

Ako informuje mikropočítač o stave núdzového svietidla ?

OK status: Normálny stav- OK:	
AUTO-TEST in progress: Svietidlo v AUTO-TESTE:	
Fluorescent tube failure: Nefunkčná žiarivka:	
Battery failure: Nefunkčný akumulátor:	
Emergency mode: (in case of power supply failure) Núdzový režim: (pri prerušení dodávky elektrickej energie)	

Status monitor (3x LED - green, yellow, red): it ensures information about emergency lighting components failure. Thanks to this is the user regularly informed about the emergency lighting status. It saves you additional costs for emergency lighting system checking.

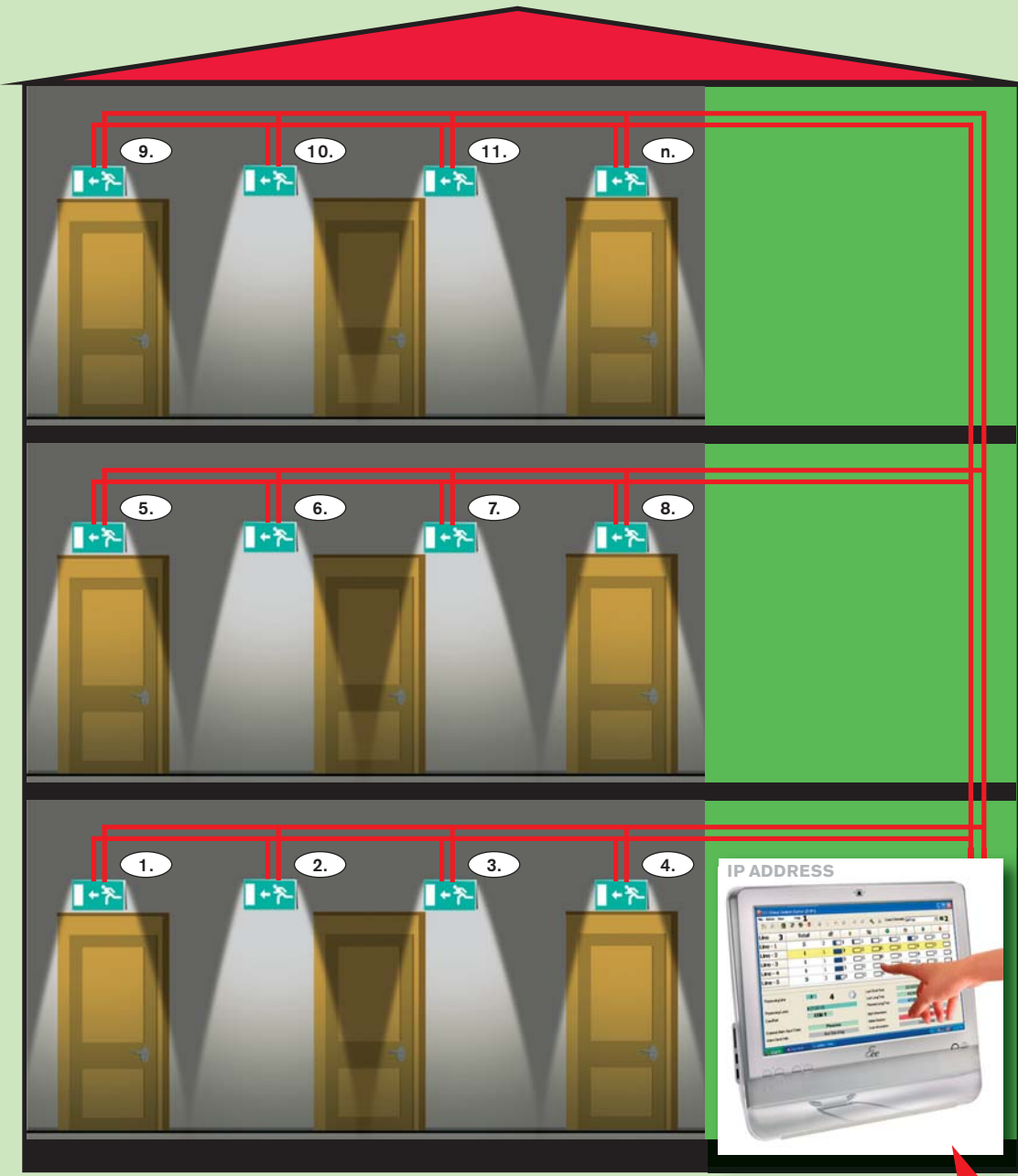
Monitor stavu (kombinácia troch farebných LED):



zabezpečí signalizáciu predporuchového alebo poruchového stavu svietidla.

Užívateľ je takto bez väčšej námahy a nákladov pravidelne informovaný o stave každého núdzového svietidla.

**Is there a possibility of addressable central testing of group of fixtures ?
Je možné jednoduché centrálné testovanie skupiny svietidiel s adresáciou ?**



CENTRALTEST

- „-ATXL“ lighting fixtures svietidlá verzie „-ATXL“
- max. 5x 100 lightings max. 5x 100 svietidiel
- max. 2000m long max. dĺžka 2000m
- twisted bi-wire line signálny vodič-twisted
- YES ADDRESS KNOWN ADRESY svietidiel
- PC Control PC Control
- Internet WEB Control Internet WEB Control
- TEST REPORT TEST REPORT
- TOUCH SCREEN DISPLAY DOTYK. DISPLAY

ELMAX LOOK BENEFITS:

- **NO CENTRAL BATTERY = HIGHER SAFETY**
(each lighting fixture in the system has its own battery and there is no risk that defect of one battery influences the whole system like in case of central battery system)
- **NO FIRE RESISTANT WIRING NEEDED**
(the project needs only signal wires for communication, in case of emergency each lighting fixture in the system is powered by its own battery)
- **BOTH LOWER INVESTMENTS COSTS AND HIGHER SAFETY LEVEL FOR YOUR PROJECT** ✓

VÝHODY V POROVNANÍ S CENTRÁLNOU BATÉRIOU:

- **VYŠŠIA BEZPEČNOSŤ**
(každé svietidlo má svoju vlastnú batériu, pri zlyhaní jedného nie je ohrozená funkčnosť celého systému ako pri centrálnej batérovej verzii)
- **NIE SÚ POTREBNÉ NEHORLAVÉ VODIČE**
(pre napájanie svietidiel nie sú potrebné drahé nehorlavé vodiče, pretože svietidlo je napájané svojou vlastnou batériou v prípade výpadku elektrickej energie)
- **NIŽŠIE INVESTIČNÉ NÁKLADY A VYŠŠIA MIERA BEZPEČNOSTI** ✓



INTERNET CONNECTION

Central electronic testing device ELMAX LOOK is designed for testing of whole emergency lighting system containing:

- **max. 5 groups** of SEC AUTO-TEST „-ATXL“ version emergency lighting fixtures (check the catalogue SEC) ,
- **max. 100 emergency lighting fixtures „-ATXL“ / group,**
- **max. 500 emergency lighting fixtures „-ATXL“ / ELMAX,**
- max. length of twisted 2x0,75mm² line is 2000m (L-, L+),
- RS485 bus

Each SEC „-ATXL“ emergency lighting fixture has its own **identification address**. This address is written in microcomputer memory and it is not necessary to preset it during the first installation. ELMAX LOOK will identify it during installation automatically.

Centrálne testovacia elektronická jednotka ELMAX LOOK je určená pre centrálnu diagnostiku / testovanie stavu núdzového systému pozostávajúceho:

- max. **5 vetiev** svietidiel s funkciou CEBTRAL-TEST označených v katalógu „-ATXL“,
- max. **100 svietidiel verzie „-ATXL“ / vetvu** (max. 500 svietidiel v systéme),
- dĺžka vetvy max.2000m (2x0,75mm² twistovaný vodič L+, L-),
- zbernica RS485,
- komunikačné rozhranie svietidla je galvanicky oddelené, takže sa nekladú požiadavky na topológiu napájania


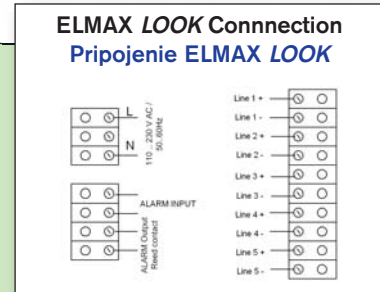
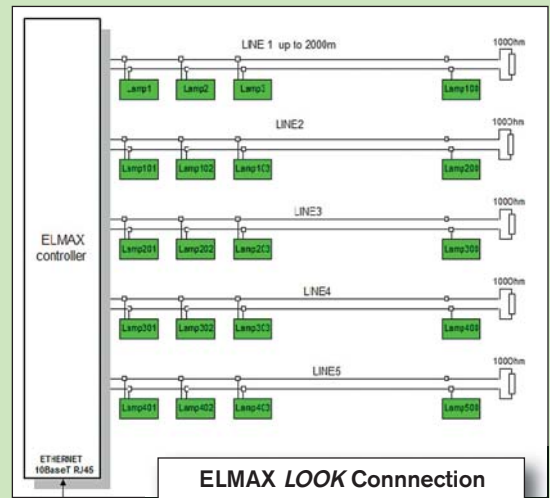
Každé jednotlivé núdzové svietidlo je vybavené komunikačným sériovým rozhraním a má priradenú svoju **identifikačnú adresu priamo od výrobcu** a ELMAX LOOK ju identifikuje pri 1. spustení. Jednotlivé adresy je potrebné naznačiť do plánu budovy **pre jeho neskoršiu lokalizáciu** v návaznosti na umiestnenie **v budove**.

ELMAX LOOK unit is:

- equipped with **touch screen LCD display 320x240 pixels,**
- equipped with **output potential-free contact 400V/1A,** which connects itself in case of failure of any emergency lighting fixture. Thanks to this you can connect emergency lighting system to any other safety device.
- equipped by **input potential-free contact** for remote control of emergency lighting system (in case of fire-brigade request)
- equipped by **ETHERNET 10BaseT** (connector type RJ45). There is also **WEB Server** implemented. If you connect **ELMAX to INTERNET (it has its own IP address)** you can both remote control or program it through standard WEB browser. In case of any failure it sends out **SNMP trap messages** to preset **IP addresses**. Thanks to this ELMAX LOOK can join the central monitoring system of the building.

ELMAX LOOK centrálna jednotka:

- je vybavená **LCD dotykovým displejom 320x240 pixelov,**
- disponuje **bezpotenciálovým výstupom 400V/1A,** ktorý sa zapne v prípade poruchy niektorého svietidla, takto je možné pripojiť systém núdzového osvetlenia napr. na zabezpečovaciu centrálu
- disponuje **bezpotenciálovým vstupom** pre diaľkové zapnutie predvolených svietidiel napr.pri požiarnej zásahu
- je vybavená rozhraním **ETHERNET 10BaseT** (konektor RJ45). Zabudovaný je **WEB Server**. Pripojením ELMAX LOOK (má svoju IP adresu) do podnikovej PC siete je možné na diaľku monitorovať a programovať celý systém bežným internetovým prehliadačom. V prípade poruchy niektorého svietidla odosiela ELMAX tzv. **SNMP trap správy** na predvolené **IP adresy**. Tak je možné zabezpečiť pripojenie ELMAX LOOK do centrálnej podnikovej správy budovy.



Addr	Name	Life	Burns	ACCU	Current	LS	PS	MT	AM	TS	Setup	LastT
7A0010	Lamp 10	-	-	-	-	-	-	-	-	-	-	100
7A0012	Lamp 12	-	-	-	-	-	-	-	-	-	-	100
7A0013	Lamp 13	1	1	1	1	1	1	1	1	1	1	100
7A0014	Lamp 14	1	1	1	1	1	1	1	1	1	1	100
7C0933	Lamp 16 on Selected Lamps	-	-	-	-	-	-	-	-	-	-	100

Line	Total	OK	Warning	Failure	Not Responding	Not in Test	Not in Use
Line - 1	5	2	1	1	1	0	0
Line - 2	1	1	0	0	0	0	0
Line - 3	1	1	0	0	0	0	0
Line - 4	1	1	0	0	0	0	0
Line - 5	3	2	0	0	1	0	0

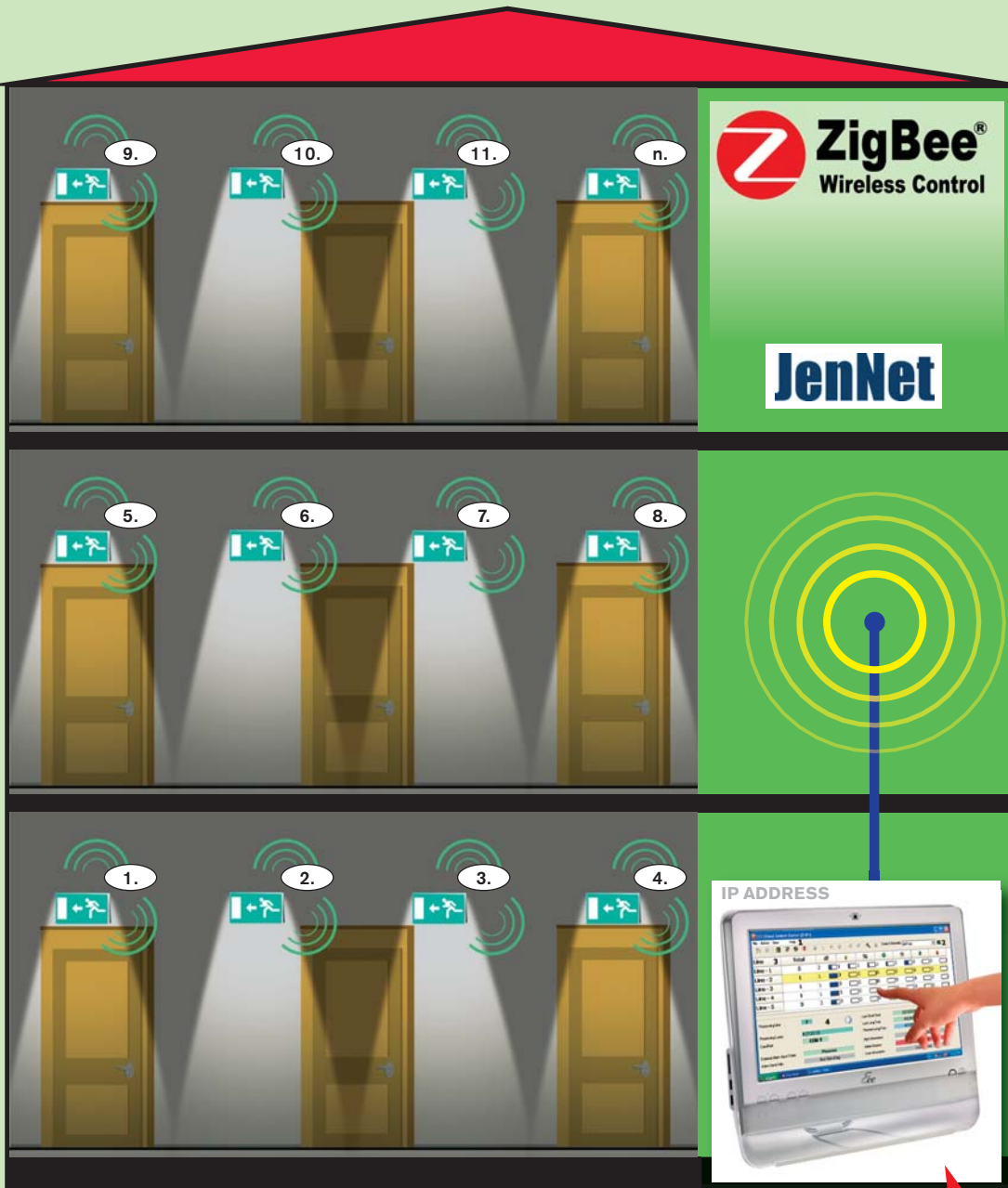


TEST REPORT



WEB BROWSER CONTROL

**Is there a possibility of addressable WIRELESS central testing ?
Je možné bezdrôtové centrálné testovanie skupiny svietidiel s adresáciou ?**



CENTRALTEST

„-ATZB“ lighting fixtures	svietidlá verzie „-ATZB“
max. 200 lightings	max. 200 svietidiel
2,4 GHz 14 channels	2,4GHz 14 kanálov
Transmit Power 1/50mW	Transmit Power 1/50mW
YES ADDRESS KNOWN	ADRESY svietidiel
PC Control	PC Control
Internet WEB Control	Internet WEB Control
TEST REPORT	TEST REPORT
TOUCH SCREEN DISPLAY	DOTYK. DISPLAY

ELMAX ZigBee BENEFITS:

- **NO CENTRAL BATTERY = HIGHER SAFETY**
(each lighting fixture in the system has its own battery and there is no risk that defect of one battery influences the whole system like in case of central battery system)
- **NO EXPENSIVE WIRING COSTS + NO WIRING INSTALATION COSTS**
(it is wireless communication, each lighting fixture has its own battery, it is simply connected to the mains 230V/50Hz)
- **LOWER INVESTMENTS COSTS** ✓

VÝHODY V POROVNANÍ S CENTRÁLNOU BATÉRIOU:

- **VYŠŠIA BEZPEČNOSŤ**
(každé svietidlo má svoju vlastnú batériu, pri zlyhaní jedného nie je ohrozená funkčnosť celého systému ako pri centrálnej batériovej verzii)
- **NIE SÚ POTREBNÉ ŽIADNE Špeciálne vodiče**
(pre napájanie svietidiel nie sú potrebné drahé nehorľavé vodiče, pretože svietidlo je napájané svojou vlastnou batériou v prípade výpadku elektrickej energie, komunikácia CENTRALTEST je bezdrôtová)
- **NIŽŠIE INVESTIČNÉ NÁKLADY A VYŠŠIA MIERA BEZPEČNOSTI** ✓

INTERNET CONNECTION



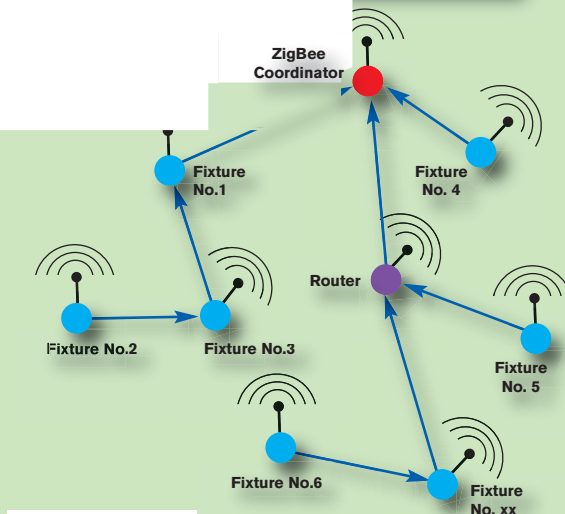
protocols.
channels;
 Identification number
 d by a unique

Network Topology

The network can combine different types of powers. Usually to overcome huge obstacles such as reinforced concrete walls, higher power is used. Each wall - barrier, reduces the impact of communication, for example a 15 cm thick brick wall reduces the impact by approx. 10 meters.

Outgoing information from the lighting fixture can be transmitted to the coordinator through the other lighting fixtures module – the so called routing, while the network creates the path automatically according to the receiving conditions.

The coordinator is connected to the control panel – **PC LCD touch screen panel with WIN XP platform.** The control panel can be connected to a **corporate network (Intranet) or the Internet.**



Monitorovanie núdzových svetiel prostredníctvom rádiovj siete ELMAX ZIGBEE:

Komunikácia prebieha v pásme **2.4 GHz, na platforme JenNet**, ktorá je odvodená od ZigBee protokolov.

V jednej sieti môže byť maximálne **200 svietidiel a jeden koordinátor**, k dispozícii je **14 kanálov**, výber kanála určuje koordinátor automaticky, každá sieť má **svoje jedinečné identifikačné číslo**, ktoré sa definuje pri konfigurácii siete, siete sa môžu prekryvať. Každé svietidlo je identifikované jedinečnou MAC adresou, ktorú definuje výrobca.

Svietidlo môže mať osadený rádiový modul v dvoch výkonových variantách:

- s nízkym výkonom **1mW**, pričom dosahovaná vzdialenosť v budovách je **30m**
- s vysokým výkonom **cca 50mW**, kde vzdialenosť je **200m**



V sieti je možné kombinovať rôzne druhy výkonov, zvyčajne na prekonanie mohutných prekážok ako sú železobetónové steny sa používajú vyššie výkony každá stena/prekážka znižuje komunikačný dosah, napr: 15cm tehlová stena zníži dosah o približne 10m.

Odosielaná informácia zo svietidla sa môže odovzdávať do koordinátora cez modul iného svietidla tzv. Routing, pričom cestu si vytvára sieť automaticky podľa príjmových podmienok.

Koordinátor je pripojený na ovládací panel tvorený PC s dotykovým **LCD panelom a programovým vybavením na platforme systému WIN XP.** Ovládací panel môže byť pripojený do podnikovej siete (**Intranet**) alebo na **Internet**.

Addr	Name	Life	Burns	ACCU	Current	LS	PS	MT	AM	TS	Setup	LastT
7A0010	Lamp ID	-	-	-	-	-	-	-	-	-	-	100
7A0012	Lamp 3	4800	91	4.68	110	0	0	0	0	0	0	0
7A0013	Show Lamp-Position on Schematic	205	0	0	0	0	0	0	0	0	0	0
7A0014	Show Test on Selected Lamps	121	0	0	0	0	0	0	0	0	0	0
7D9933	Long Test on Selected Lamps	-	-	-	-	-	-	-	-	-	-	100



TEST REPORT


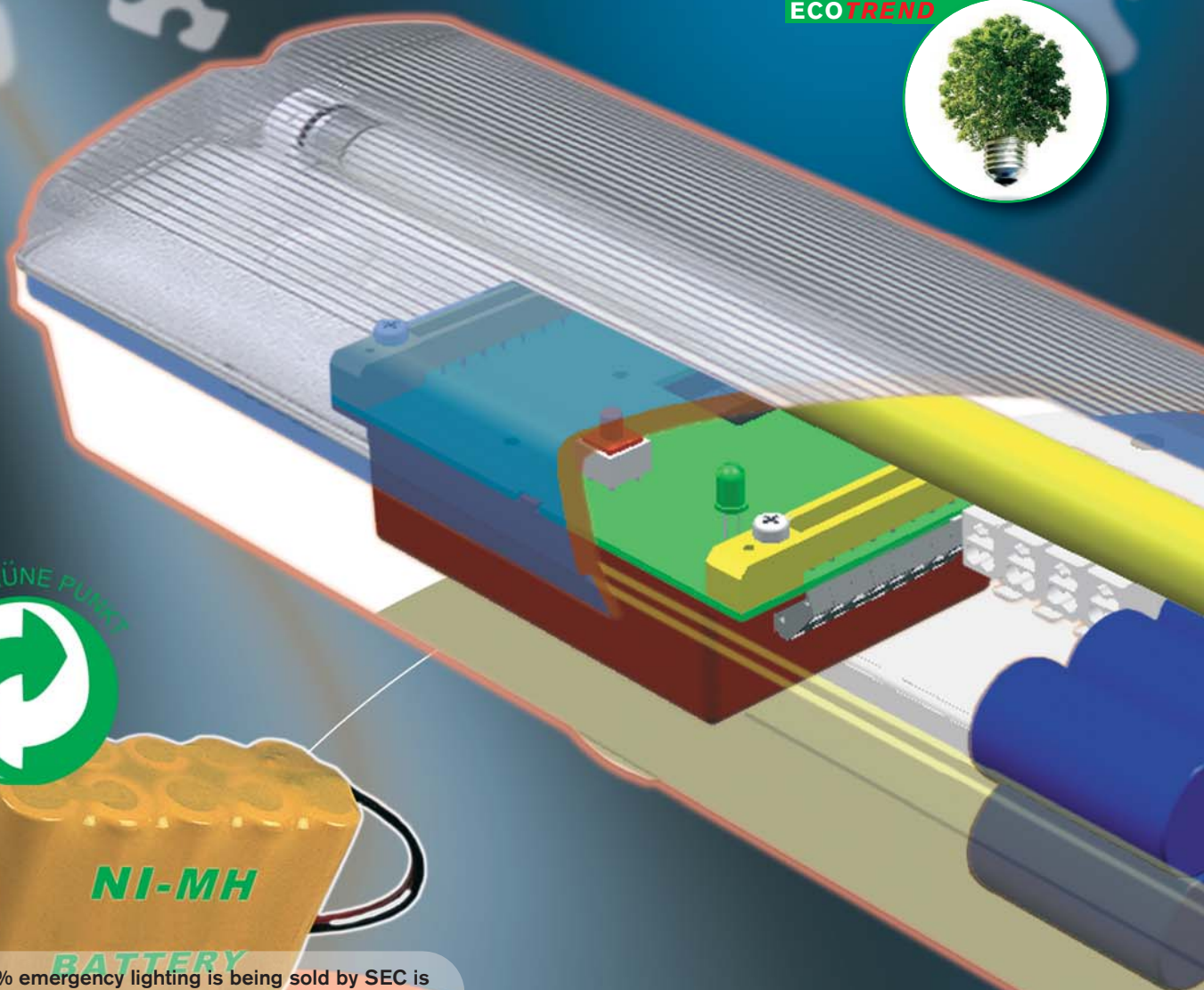


WEB BROWSER CONTROL

Let make together the light more green...

Zmeňme spolu farbu svetla viac na zeleno...

ECO TREND



Already 83% emergency lighting is being sold by SEC is equipped by NiMH battery. Our main target is to use only NiMH or Lion batteries in 100% products in next 2 years. V súčasnosti už 83% predaných núdzových svietidiel SEC je vybavených NiMh akumulátom s dlhou životnosťou. Náš cieľ je do dvoch rokov používať výhradne NiMh alebo Lion batérie.



CREE
LED Light

LUMILEDS
LIGHT FROM SILICON VALLEY



SEC uses all progressive light sources including both fluorescent tubes or efficient longlife LED technology which allow us to save the electrical energy and maintenance costs because of the long life time which means another extra energy savings and pollution reduction. LED age is here...

SEC používa len progresívne svetelné zdroje - žiarivky alebo výkonné a efektívne LED diódy, ktoré zaručujú úsporu elektrickej energie a extrémne dlhú životnosť, čo prináša úspory servisných nákladov a v konečnom dôsledku ďalšie úspory energie a znižovanie znečistenia.

SEC

SEC[®]

Lighting

Lux
Design



SMALL DETAILS WITH BIG EFFECT...
MALE DETAILY S VELKYM VPLYVOM...



HALOGENFREE
wiring

All electronic units manufactured or used by SEC are made in compliance with ROHS standards. No lead substances are used. More and more SEC lighting fixtures is equipped with halogenfree wiring only.

Všetky elektronické jednotky vyrábané alebo používané firmou SEC sú plne v súlade s ROHS štandardom.

Všetky olovené substancie sa vylúčené.

V súčasnosti viac a viac SEC svietidiel je vybavených výhradne bezhalogénovými vodičmi




All mechanical components including plastic ones and also packaging are 100% recyclable. Všetky mechanické diely vrátane plastových komponentov a obalov sú 100% recyklovateľné



RoHS
COMPLIANT
2002/95/EC





Both the mirror-effect reflector shape and body shape ensure perfect lighting characteristics. Thanks to the wide lighting distribution curves you need less SEC emergency lighting fixtures than the standard ones to achieve 1lx even emergency lighting illumination level.

Geometria vysokolešteného hliníkového reflektora a telesa svietidla zaručujú dokonalé svetelno-technické parametre svietidla. Vďaka širokej krivke svetivosti je potrebný menší počet svietidiel pre dosiahnutie rovnomerného osvetlenia v porovnaní s bežnými svietidlami.



Linear Fresnel Lens
Lineárna Fresnelova šošovka



ECOTREND



Perfect modern orientated shape
Perfektný tvar telesa svietidla ho predurčuje k použitiu v moderných interiéroch súčasnosti.



AUTOTEST (only MULTIEVO):
Monitor status by 3x LEDs.
All AUTOTEST versions are connectable to central testing device ELMAX LOOK (CENTRALTEST).


AUTOTEST (len MULTIEVO):
3x LED pre signalizáciu stavu svietidla.
Svietidla s AUTOTEST-om sa môžu pripojiť aj na systém ELMAX LOOK pre centrálnu testovanie (CENTRALTEST).



Foto by Peter Leenders
Düsseldorf


EVOLUX / MULTIEVO

in details...



Perfect light reflections thanks to mirror-effect aluminum reflector with the longitudinal lamination (reflection >94%).

Dokonalý odraz svetla vďaka vysokoleštenému AL reflektoru so špeciálnymi pozdĺžnymi lamelami (koeficient odrazu >94%).




Available in both 8W fluorescent tube or also in powerful LED version (5x3W).

Svetelný zdroj 8W žiarivka alebo progresívna verzia 5x3W výkonná LED.



Foto by Peter Leenders
Düsseldorf



There are in total 5 cable entries:
4 side ones around the body
and 1 from the back side.

Na telesa svetidla sa nachádzajú 4x prechodky po obvode svetidla a 1x zo zadnej strany telesa svetidla.



LED



Lux Design

MULTIEVO-LED-AT


- wall/ceiling mounting version equipped with **LED 5x3W (240lm)**
- nástenná/stropná verzia vybavená výkonnými **LED 5x3W (240lm)**



Lux Design

EVOLUX / MULTIEVO-AT

- wall/ceiling mounting version equipped with 8W fluorescent tube
- nástenná/stropná verzia vybavená 8W žiarivkou



DESCRIPTION

POPIS

- Non-maintained (NM), maintained (M) or centralised (C) emergency lighting with slim design and perfect light distribution available also in all:
 - AUTOTEST version (MULTIEVO-AT),
 - CENTRALTEST version for **ELMAX LOOK** (MULTIEVO-ATXL),
 - WireLess CENTRALTEST for **ELMAX ZigBee** (MULTIEVO-ATZB), (see also **ELMAX LOOK + ELMAX ZigBee** on pages 162-165)
- **NEW versions** equipped with long life-time 3x3W or 5x3W LEDs are available ensuring the **light output up to 240lm with perfect light distribution (5xLED version is equal to 8W tube power)**
- Conforming to the requirement of EN 60598-2-22
- Design:
 - Anodized AL base
 - PC impact resistant diffuser
- svetidlo pre **netrválé (NM), trvalé (M)** alebo **centrálne (C)** núdzové osvetlenie zaručujúce **vysokú hladinu svetelného toku a perfektnú distribúciu svetla**, aj s funkciami:
 - **AUTOTEST** (MULTIEVO-AT),
 - **CENTRALTEST** pre systém **ELMAX LOOK** (MULTIEVO-ATXL),
 - bezdrôtový **CENTRALTEST** pre **ELMAX ZigBee** (MULTIEVO-ATZB), (pozri systémy **ELMAX LOOK + ELMAX ZigBee** str.165-165)
- **NOVÁ verzie vybavené 3x3W alebo 5x3W výkonnými LED** diodami so svetelným tokom až 240lm, dlhou životnosťou a perfektnou distribúciou svetla (5x3W verzia je výkonovo min ako 8W žiarivka)
- spĺňa požiadavky európskej normy EN 60598-2-22
- konštrukcia:
 - teleso z eloxovaného hliníku
 - svetelno-činný kryt z **nerozbitného PC**

STANDARD ACCESSORIES

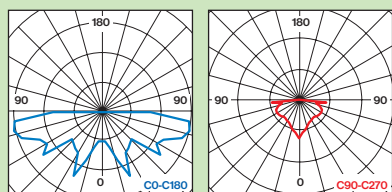
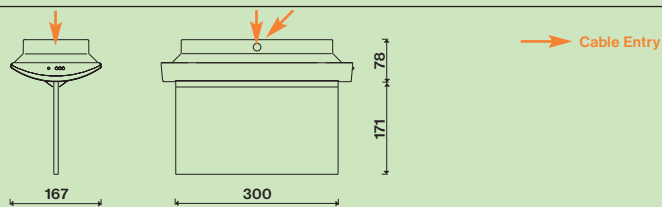
ŠTANDARDNÁ VÝBAVA

- **Special mirror effect reflector**
- **Emergency factor up to 50%**=lower number of of the lighting fixtures
- LEDs indicating both presence of power supply and signaling failures
- TEST button
- špeciálny **odrazový reflektor so zrkadlovým efektom**
- **vysoký koeficient výkonu v núdzovom režime až 50% =** potrebný výrazný nižší počet svetidiel v porovnaní s bežnými
- signalizácia LED a TEST tlačítko

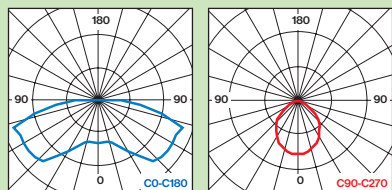
OPTIONS

PRÍPLATKY

- Adhesive labels or non-adhesive labels together with aluminium frame
- Wall or ceiling brackets
- Protective steel cage
- samolepiace alebo fóliové piktogramy s AL rámkom
- nástenná, stropná alebo stropná závesná konzola
- ochranný kovový kôš




- LED version
- verzia s LED



- 8W fluorescent tube version
- verzia s 8W žiarivkou



Optional Item / Príplatok	Order Code / objednávaci kód
Foil picto „A“+AL Frame / pikto fólia „A“+rámik	102-B-00-06-00
Foil picto „B“+AL Frame / pikto fólia „B“+rámik	102-B-00-07-00
Foil picto „C“+AL Frame / pikto fólia „C“+rámik	102-B-00-05-00
Foil picto „H“+AL Frame / pikto fólia „H“+rámik	102-B-00-12-00
Foil picto „I“+AL Frame / pikto fólia „I“+rámik	102-B-00-13-00
Foil picto „J“+AL Frame / pikto fólia „J“+rámik	102-B-00-11-00



Optional Pictograms:

- Foil based pictogram + AL cover frame (click system)
- Viewing Distance 24m

Príplatkové piktogramy:

- fóliový piktogram + krycí AL rámik („click“ systém)
- roznateľnosť piktogramu 24m

◀ → 24m




Lux Design

EVOLUX / MULTIEVO-AT

- AL frame with foil pictogram option (must be ordered separately)
- hliníkový rámik s fóliovým piktogramom (nutné objednať samostatne)

Optional Item / Príplatok	Order Code / objednávaci kód
Self-adhesive „A“ / samolepiaci piktogram „A“	SAM0258
Self-adhesive „B“ / samolepiaci piktogram „B“	SAM0256
Self-adhesive „C“ / samolepiaci piktogram „C“	SAM0257
Self-adhesive „H“ / samolepiaci piktogram „H“	SAM0330
Self-adhesive „I“ / samolepiaci piktogram „I“	SAM0331
Self-adhesive „J“ / samolepiaci piktogram „J“	SAM0332



Optional Labels:

- Self-adhesive pictogram
- Viewing Distance 34m

Príplatkové piktogramy:

- samolepiaci piktogram
- roznateľnosť piktogramu 34m

◀ → 34m



Lux Design

EVOLUX / MULTIEVO-AT

- Self-adhesive label (must be ordered separately)
- samolepiaci piktogram (nutné objednať samostatne)

NM

EVOLUX SURFACE MOUNTED/ PRISADENÝ

W	Type / Typ	Version	Light Source / žiarivka	% Emergency Factor	Battery / Akumulátor	Duration / autonómia	Order Code / obj.kód	Weight
8	EVOLUX 8W.1	NM	8W / G5 / 410 lm	32%	NI-CD 3,6V/1,8Ah	1h	102-B-00	1,4 kg
8	EVOLUX 8W.3	NM	8W / G5 / 410 lm	32%	NI-MH 3,6V/4,0Ah	3h	102-B-01	1,5 kg

AUTOTEST

MULTIEVO-AT SURFACE MOUNTED/ PRISADENÝ

W	Type / Typ	Version	Light Source / žiarivka	% Emergency Factor	Battery / Akumulátor	Duration / autonómia	Order Code / obj.kód	Weight
8	MULTIEVO-AT 8W.1	NM/M	8W / G5 / 410 lm	50%	NI-MH 4,8V/2,1Ah	1h	102-B-02	1,5 kg
8	MULTIEVO-AT 8W.3	NM/M	8W / G5 / 410 lm	50%	NI-MH 4,8V/4,0Ah	3h	102-B-03	1,6 kg

ELMAX-LOOK

MULTIEVO-ATXL SURFACE MOUNTED/ PRISADENÝ

W	Type / Typ	Version	Light Source / žiarivka	% Emergency Factor	Battery / Akumulátor	Duration / autonómia	Order Code / obj.kód	Weight
8	MULTIEVO-ATXL 8W.1	NM/M	8W / G5 / 410 lm	50%	NI-MH 4,8V/2,1Ah	1h	102-B-77	1,5 kg
8	MULTIEVO-ATXL 8W.3	NM/M	8W / G5 / 410 lm	50%	NI-MH 4,8V/4,0Ah	3h	102-B-85	1,6 kg

ELMAX-ZigBee

MULTIEVO-ATZB SURFACE MOUNTED/ PRISADENÝ

W	Type / Typ	Version	Light Source / žiarivka	% Emergency Factor	Battery / Akumulátor	Duration / autonómia	Order Code / obj.kód	Weight
8	MULTIEVO-ATZB 8W.1	NM/M	8W / G5 / 410 lm	50%	NI-MH 4,8V/2,1Ah	1h	102-B-90	1,5 kg
8	MULTIEVO-ATZB 8W.3	NM/M	8W / G5 / 410 lm	50%	NI-MH 4,8V/4,0Ah	3h	102-B-91	1,6 kg

CENTRAL POWER SUPPLY**C.EVOLUX SURFACE MOUNTED/ PRISADENÝ**

W	Type / Typ	Version	Light Source / žiarivka	% Emergency Factor	Battery / Akumulátor	Duration / autonómia	Order Code / obj.kód	Weight
8	C.EVOLUX 8W / 24V AC/DC	C	8W / G5 / 410 lm	100%	24V AC/DC	-	102-B-39	1,2 kg
8	C.EVOLUX 8W / 230V AC/DC	C	8W / G5 / 410 lm	100%	230V AC/DC	-	102-B-23	1,2 kg

NM/M**MULTIEVO-LED SURFACE MOUNTED/ PRISADENÝ**

W	Type / Typ	Version	Light Source / žiarivka	% Emergency Factor	Battery / Akumulátor	Duration / autonómia	Order Code / obj.kód	Weight
8	MULTIEVO-LED.1	NM/M	LED 3x3W / 120 lm	100%	NI-MH 4,8V/2,1Ah	1h	196-B-14	1,4 kg

AUTOTEST**MULTIEVO-LED-AT SURFACE MOUNTED/ PRISADENÝ**

W	Type / Typ	Version	Light Source / LED	% Emergency Factor	Battery / Akumulátor	Duration / autonómia	Order Code / obj.kód	Weight
LED	MULTIEVO-3xLED-AT.1	NM/M	LED 3x3W / 140 lm	100%	NI-MH 4,8V/2,1Ah	1h	196-B-29	1,4 kg
LED	MULTIEVO-5xLED-AT.1	NM/M	LED 5x3W / 240 lm	100%	NI-MH 4,8V/4,0Ah	1h	196-B-00	1,5 kg

ELMAX-LOOK**MULTIEVO-LED-ATXL SURFACE MOUNTED/ PRISADENÝ**

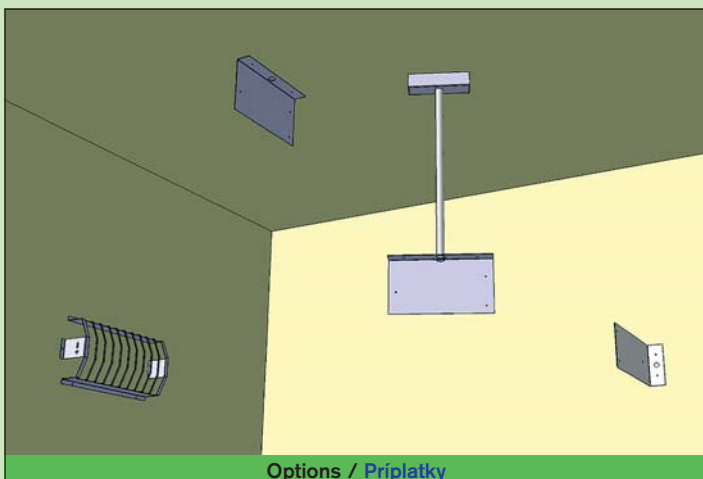
W	Type / Typ	Version	Light Source / LED	% Emergency Factor	Battery / Akumulátor	Duration / autonómia	Order Code / obj.kód	Weight
LED	MULTIEVO-LED-ATXL.1	NM/M	LED 5x3W / 240 lm	100%	NI-MH 4,8V/4,0Ah	1h	196-B-30	1,5 kg

ELMAX-ZigBee**MULTIEVO-LED-ATZB SURFACE / PRISADENÝ**

W	Type / Typ	Version	Light Source / žiarivka	% Emergency Factor	Battery / Akumulátor	Duration / autonómia	Order Code / obj.kód	Weight
LED	MULTIEVO-LED-ATZB 8W.1	NM/M	LED 5x3W / 240 lm	100%	NI-MH 4,8V/4,0Ah	1h	196-B-19	1,5 kg

CENTRAL POWER S.**C.EVOLUX-LED SURFACE MOUNTED/ PRISADENÝ**

W	Type / Typ	Version	Light Source / LED	% Emergency Factor	Power / Napätie	Duration / autonómia	Order Code / obj.kód	Weight
LED	C.EVOLUX-5LED/ 230V	C	LED 5x3W / 240 lm	100%	230V AC/DC	-	196-B-02	1,2 kg
LED	C.EVOLUX-3LED/ 230V	C	LED 3x3W / 140 lm	100%	230V AC/DC	-	196-B-15	1,2 kg



Options / Príplatky


Optional Item / Príplatok	Order Code / objednávací kód
Wall mounting bracket / nástenná konzola	102-B-01-09-01
Ceiling mounting bracket / stropná konzola	102-B-01-08-01
Pendant bracket 0,5m / závesná konzola 0,5m	102-B-28-02-00
Pendant bracket 1,0m / závesná konzola 1,0m	102-B-28-03-00
Pendant bracket 1,5m / závesná konzola 1,5m	102-B-28-04-00
Protective steel cage / ochranný kôš	102-B-00-29-00

Options:

- Wall / Ceiling / pendant Mounting bracket
- Protective Steel Cage

Príplatky:

- nástenná / stropná / závesná konzola
- ochranný kôš







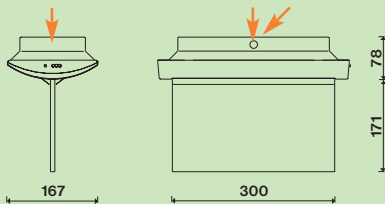
← → 27m



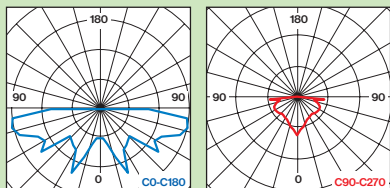
Lux Design

EVOLUX / MULTIEVO

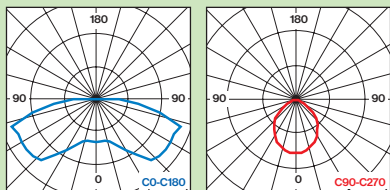
- Surface mounted version equipped with AL frame and suspended plexi
- stropná prísadená verzia vybavená závesným plexi a AL krycím rámkom



→ Cable Entry



- LED version
- verzia s LED



- 8W fluorescent tube version
- verzia s 8W žiarivkou

230V AC	24V AC/DC	8W	LED	1-3h	I	IP40	ECOTREND
AUTO TEST	CENTRAL TEST	ZigBee Wireless Control	F	CE	AUTOTEST		

DESCRIPTION

POPIS

- Non-maintained (NM), maintained (M) or centralised (C) emergency lighting with slim design and perfect light distribution available also in all:
 - AUTOTEST version (MULTIEVO-AT),
 - CENTRALTEST version for **ELMAX LOOK** (MULTIEVO-ATXL),
 - WireLess CENTRALTEST for **ELMAX ZigBee** (MULTIEVO-ATZB), (see also **ELMAX LOOK + ELMAX ZigBee** on pages 162-165)
- **NEW versions** equipped with long life-time 3x3W or 5x3W LEDs are available ensuring the **light output up to 240lm with perfect light distribution (5xLED version is equal to 8W tube power)**
- Conforming to the requirement of EN 60598-2-22
- Design: Anodized AL base + PC impact resistant diffuser
- svetidlo pre **netrvalé (NM), trvalé (M) alebo centrálne (C)** núdzové osvetlenie zaručujúce **vysokú hladinu svetelného toku a perfektnú distribúciu svetla**, aj s funkciami:
 - **AUTOTEST** (MULTIEVO-AT),
 - **CENTRALTEST** pre systém **ELMAX LOOK** (MULTIEVO-ATXL),
 - bezdrôtový **CENTRALTEST** pre **ELMAX ZigBee** (MULTIEVO-ATZB), (pozri systémy **ELMAX LOOK + ELMAX ZigBee** str.162-165)
- **NOVÁ verzie vybavené 3x3W alebo 5x3W výkonnými LED** diodami so svetelným tokom až 240lm, dlhou životnosťou a perfektnou distribúciou svetla (5x3W verzia je výkonovo min ako 8W žiarivka)
- spĺňa požiadavky európskej normy EN 60598-2-22
- konštrukcia:
 - teleso z eloxovaného hliníku
 - svetelno-činný kryt z **nerozbitného PC**

STANDARD ACCESSORIES

ŠTANDARDNÁ VÝBAVA

- **Special mirror effect reflector**
- **Emergency factor up to 50%**=lower number of of the lighting fixtures
- LEDs indicating both presence of power supply and signaling failures
- TEST button
- špeciálny **odrazový reflektor so zrkadlovým efektom**
- **vysoký koeficient výkonu v núdzovom režime až 50% =** potrebný výrazný nižší počet svetidiel v porovnaní s bežnými
- signalizácia LED a TEST tlačítko


OPTIONS

PRÍPLATKY

- Suspended plexi with pictogram (see picture)
- AL cover frame for suspended plexi with pictogram (see picture)
- Wall or ceiling brackets
- Protective steel cage
- závesné plexi s piktogramom
- krycí AL rámkom pre závesné plexi s piktogramom
- nástenná, stropná alebo stropná závesná konzola
- ochranný kovový kôš



Optional Item / Príplatok	Order Code / objednávaci kód
Suspended plexi „A/C“ / závesné plexi „A/C“	102-B-08-02-00
Suspended plexi „B“ / závesné plexi s pikto „B“	102-B-08-03-00
Suspended plexi „H/J“ / závesné plexi „H/J“	102-B-08-11-00
Suspended plexi „I“ / závesné plexi s pikto „I“	102-B-08-10-00
Suspended plexi „D/E“ / závesné plexi „D/E“	102-B-08-04-00
Suspended plexi „F“ / závesné plexi s pikto „F“	102-B-08-05-00
AL cover frame / krycí rámeček pre plexi	102-B-00-27-00



Optional Doublesided Plexi / Príplatkové obojstranné závesné plexi:

- Viewing Distance 27m
- rozoznatelnosť piktogramu 27m

◀ → 27m



Lux Design

EVOLUX / MULTIEVO

- Surface mounted version for suspended plexi
- prisadená verzia vybavená závesným plexi

NM EVOLUX SURFACE MOUNTED FOR PLEXI/ PRISADENÝ PRE PLEXI

W	Type / Typ	Version	Light Source / žiarivka	% Emergency Factor	Battery / Akumulátor	Duration / autonómia	Order Code / obj.kód	Weight
8	EVOLUX 8W.1	NM	8W / G5 / 410 lm	32%	NI-CD 3,6V/1,8Ah	1h	102-B-08	1,4 kg
8	EVOLUX 8W.3	NM	8W / G5 / 410 lm	32%	NI-MH 3,6V/4,0Ah	3h	102-B-09	1,5 kg

AUTOTEST MULTIEVO-AT SURFACE FOR PLEXI/ PRISADENÝ PRE PLEXI

W	Type / Typ	Version	Light Source / žiarivka	% Emergency Factor	Battery / Akumulátor	Duration / autonómia	Order Code / obj.kód	Weight
8	MULTIEVO-AT 8W.1	NM/M	8W / G5 / 410 lm	50%	NI-MH 4,8V/2,1Ah	1h	102-B-10	1,5 kg
8	MULTIEVO-AT 8W.3	NM/M	8W / G5 / 410 lm	50%	NI-MH 4,8V/4,0Ah	3h	102-B-11	1,6 kg

ELMAX-LOOK MULTIEVO-ATXL SURFACE FOR PLEXI/ PRISAD. PRE PLEXI

W	Type / Typ	Version	Light Source / žiarivka	% Emergency Factor	Battery / Akumulátor	Duration / autonómia	Order Code / obj.kód	Weight
8	MULTIEVO-ATXL 8W.1	NM/M	8W / G5 / 410 lm	50%	NI-MH 4,8V/2,1Ah	1h	102-B-82	1,5 kg
8	MULTIEVO-ATXL 8W.3	NM/M	8W / G5 / 410 lm	50%	NI-MH 4,8V/4,0Ah	3h	102-B-86	1,6 kg

ELMAX-ZigBee MULTIEVO-ATZB SURFACE FOR PLEXI/ PRISAD. PRE PLEXI

W	Type / Typ	Version	Light Source / žiarivka	% Emergency Factor	Battery / Akumulátor	Duration / autonómia	Order Code / obj.kód	Weight
8	MULTIEVO-ATZB 8W.1	NM/M	8W / G5 / 410 lm	50%	NI-MH 4,8V/2,1Ah	1h	102-B-92	1,5 kg
8	MULTIEVO-ATZB 8W.3	NM/M	8W / G5 / 410 lm	50%	NI-MH 4,8V/4,0Ah	3h	102-B-93	1,6 kg

CENTRAL C.EVOLUX SURFACE FOR PLEXI/ PRISADENÝ PRE PLEXI

W	Type / Typ	Version	Light Source / žiarivka	% Emergency Factor	Power / Napätie	Duration / autonómia	Order Code / obj.kód	Weight
8	C.EVOLUX 8W /24V AC/DC	C	8W / G5 / 410 lm	100%	24V AC/DC	-	102-B-40	1,2 kg
8	C.EVOLUX 8W /230V AC/DC	C	8W / G5 / 410 lm	100%	230V AC/DC	-	102-B-42	1,2 kg

NM/M MULTIEVO-LED SURFACE FOR PLEXI/ PRISADENÝ PRE PLEXI

W	Type / Typ	Version	Light Source / žiarivka	% Emergency Factor	Battery / Akumulátor	Duration / autonómia	Order Code / obj.kód	Weight
LED	MULTIEVO-LED.1	NM/M	3x3W / 120 lm	100%	NI-MH 4,8V/2,1Ah	1h	196-B-16	1,4 kg

AUTOTEST MULTIEVO-LED-AT SURFACE FOR PLEXI/ PRISADENÝ PRE PLEXI

W	Type / Typ	Version	Light Source / LED	% Emergency Factor	Battery / Akumulátor	Duration / autonómia	Order Code / obj.kód	Weight
LED	MULTIEVO-3xLED-AT.1	NM/M	LED 3x3W / 140 lm	100%	NI-MH 4,8V/2,1Ah	1h	196-B-31	1,4 kg
LED	MULTIEVO-5xLED-AT.1	NM/M	LED 5x3W / 240 lm	100%	NI-MH 4,8V/4,0Ah	1h	196-B-03	1,5 kg

ELMAX-LOOK MULTIEVO-LED-ATXL SURF. FOR PLEXI/ PRISAD. PRE PLEXI

W	Type / Typ	Version	Light Source / LED	% Emergency Factor	Battery / Akumulátor	Duration / autonómia	Order Code / obj.kód	Weight
LED	MULTIEVO-LED-ATXL.1	NM/M	LED 5x3W /240 lm	100%	NI-MH 4,8V/4,0Ah	1h	196-B-32	1,5 kg

ELMAX-ZigBee**MULTIEVO-ATZB-LED SURFACE F. PLEXI/ PRIS. PRE PLEXI**

W	Type / Typ	Version	Light Source / LED	% Emergency Factor	Battery / Akumulátor	Duration / autonómia	Order Code / obj.kód	Weight
LED	MULTIEVO-LED-ATZB.1	NM/M	LED 5x3W /240 lm	100%	NI-MH 4,8V/4,0Ah	1h	196-B- 40	1,6 kg

CENTRAL**C.EVOLUX-LED SURFACE FOR PLEXI/ PRISADENÝ PRE PLEXI**

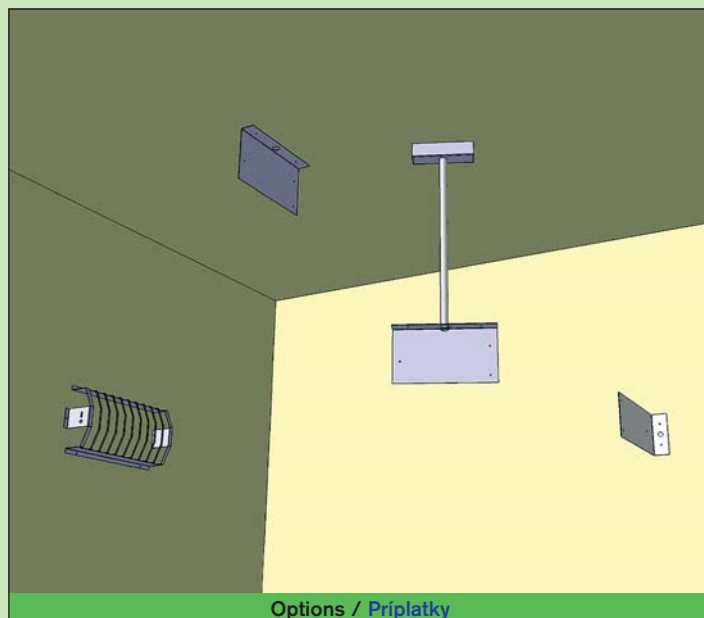
W	Type / Typ	Version	Light Source / LED	% Emergency Factor	Power / Napätie	Order Code / obj.kód	Weight
LED	C.EVOLUX-LED 3x3W /230V AC/DC	C	LED 3x3W / 140 lm	100%	230V AC/DC	196-B-33	1,1 kg
LED	C.EVOLUX-LED 5x3W /230V AC/DC	C	LED 5x3W / 240 lm	100%	230V AC/DC	196-B-09	1,2 kg

Optional Item / Príplatok**Order Code / objednávaci kód**

Wall mounting bracket / nástenná konzola	102-B-01-09-01
Ceiling mounting bracket / stropná konzola	102-B-01-08-01
Pendant bracket 0,5m / závesná konzola 0,5m	102-B-28-02-00
Pendant bracket 1,0m / závesná konzola 1,0m	102-B-28-03-00
Pendant bracket 1,5m / závesná konzola 1,5m	102-B-28-04-00
Protective steel cage / ochranný kôš	102-B-00-29-00

Options / Príplatky:

- Wall / Ceiling / pendant Mouniting bracket
- Protective Steel Cage
- nástenná / stropná / závesná konzola
- ochranný kôš





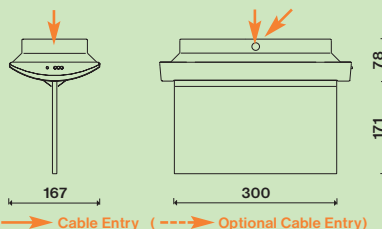
↔ 27mm



Lux Design

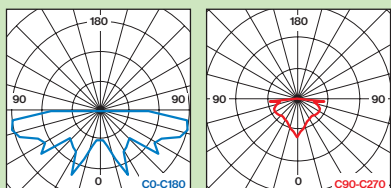
EVOLUX / MULTIEVO

- Recessed mounted version equipped with AL frame and suspended plexi
- zapustená stropná verzia vybavená závesným plexi a AL krycím rámkom

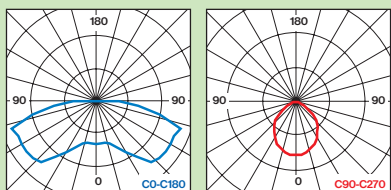


The recessed version mounting hole size: 319 x 123 mm

Rozmer montážneho otvoru pre zapustenú verziu: 319 x 123 mm



- LED version
- verzia s LED



- 8W fluorescent tube version
- verzia s 8W žiarivkou

230V AC	24V AC/DC	8W	LED	1-3h	I	IP40	ECOTREND
AUTO TEST	CENTRAL TEST	ZigBee Wireless Control	F	CE	AUTOTEST		

DESCRIPTION

POPIS

- Non-maintained (NM), maintained (M) or centralised (C) emergency lighting with slim design and perfect light distribution available also in all:
 - AUTOTEST version (MULTIEVO-AT),
 - CENTRALTEST version for **ELMAX LOOK** (MULTIEVO-ATXL),
 - WireLess CENTRALTEST for **ELMAX ZigBee** (MULTIEVO-ATZB), (see also **ELMAX LOOK + ELMAX ZigBee** on pages 162-165)
- **NEW versions** equipped with long life-time 3x3W or 5x3W LEDs are available ensuring the **light output up to 240lm with perfect light distribution (5xLED version is equal to 8W tube power)**
- Conforming to the requirement of EN 60598-2-22
- Design: Anodized AL base + PC impact resistant diffuser
- svetidlo pre **netrvalé (NM), trvalé (M) alebo centrálne (C)** núdzové osvetlenie zaručujúce **vysokú hladinu svetelného toku a perfektnú distribúciu svetla**, aj s funkciami:
 - **AUTOTEST** (MULTIEVO-AT),
 - **CENTRALTEST** pre systém **ELMAX LOOK** (MULTIEVO-ATXL),
 - bezdrôtový **CENTRALTEST** pre **ELMAX ZigBee** (MULTIEVO-ATZB), (pozri systémy **ELMAX LOOK + ELMAX ZigBee** str.162-165)
- **NOVÁ verzie vybavené 3x3W alebo 5x3W výkonnými LED** diodami so svetelným tokom až 240lm, dlhou životnosťou a perfektnou distribúciou svetla (5x3W verzia je výkonovo min ako 8W žiarivka)
- spĺňa požiadavky európskej normy EN 60598-2-22
- konštrukcia:
 - teleso z eloxovaného hliníku
 - svetelno-činný kryt z nerozbitného PC

STANDARD ACCESSORIES

ŠTANDARDNÁ VÝBAVA

- **Special mirror effect reflector**
- **Emergency factor up to 50%**=lower number of of the lighting fixtures
- LEDs indicating both presence of power supply and signaling failures
- TEST button
- špeciálny **odrazový reflektor so zrkadlovým efektom**
- **vysoký koeficient výkonu v núdzovom režime až 50%** = potrebný výrazný nižší počet svetidiel v porovnaní s bežnými
- signalizácia LED a TEST tlačítko


OPTIONS

PRÍPLATKY

- Suspended plexi with pictogram (see picture)
- AL cover frame for suspended plexi with pictogram (see picture)
- Protective steel cage
- závesné plexi s piktogramom
- krycí AL rámkom pre závesné plexi s piktogramom
- ochranný kovový kôš



Optional Item / Príplatok	Order Code / objednávaci kód
Suspended plexi „A/C“ / závesné plexi „A/C“	102-B-08-02-00
Suspended plexi „B“ / závesné plexi s pikto „B“	102-B-08-03-00
Suspended plexi „H/J“ / závesné plexi „H/J“	102-B-08-11-00
Suspended plexi „I“ / závesné plexi s pikto „I“	102-B-08-10-00
Suspended plexi „D/E“ / závesné plexi „D/E“	102-B-08-04-00
Suspended plexi „F“ / závesné plexi s pikto „F“	102-B-08-05-00
AL cover frame / krycí rámik pre plexi	102-B-00-27-00



Optional Doublesided Plexi / Príplatkové obojstranné závesné plexi:

- Viewing Distance 27m
- rozoznatelnosť piktogramu 27m

←→ 27m



Lux Design

EVOLUX / MULTIEVO

- Recessed mounted version for suspended plexi
- zapusená verzia vybavená závesným plexi

NM EVOLUX RECESSED FOR PLEXI/ ZAPUSTENÝ PRE PLEXI

W	Type / Typ	Version	Light Source / žiarivka	% Emergency Factor	Battery / Akumulátor	Duration / autonómia	Order Code / obj.kód	Weight
8	EVOLUX 8W.1	NM	8W / G5 / 410 lm	32%	NI-CD 3,6V/1,8Ah	1h	102-B-12	1,4 kg
8	EVOLUX 8W.3	NM	8W / G5 / 410 lm	32%	NI-MH 3,6V/4,0Ah	3h	102-B-13	1,5 kg

AUTOTEST MULTIEVO-AT RECESSED FOR PLEXI/ ZAPUSTENÝ PRE PLEXI

W	Type / Typ	Version	Light Source / žiarivka	% Emergency Factor	Battery / Akumulátor	Duration / autonómia	Order Code / obj.kód	Weight
8	MULTIEVO-AT 8W.1	NM/M	8W / G5 / 410 lm	50%	NI-MH 4,8V/2,1Ah	1h	102-B-14	1,5 kg
8	MULTIEVO-AT 8W.3	NM/M	8W / G5 / 410 lm	50%	NI-MH 4,8V/4,0Ah	3h	102-B-15	1,6 kg

ELMAX-LOOK MULTIEVO-ATXL RECESSED FOR PLEXI/ ZAPUST. PRE PLEXI

W	Type / Typ	Version	Light Source / žiarivka	% Emergency Factor	Battery / Akumulátor	Duration / autonómia	Order Code / obj.kód	Weight
8	MULTIEVO-ATXL 8W.1	NM/M	8W / G5 / 410 lm	50%	NI-MH 4,8V/2,1Ah	1h	102-B-87	1,5 kg
8	MULTIEVO-ATXL 8W.3	NM/M	8W / G5 / 410 lm	50%	NI-MH 4,8V/4,0Ah	3h	102-B-88	1,6 kg

ELMAX-ZigBee MULTIEVO-ATZB RECESSED FOR PLEXI/ ZAPUST. PRE PLEXI

W	Type / Typ	Version	Light Source / žiarivka	% Emergency Factor	Battery / Akumulátor	Duration / autonómia	Order Code / obj.kód	Weight
8	MULTIEVO-ATZB 8W.1	NM/M	8W / G5 / 410 lm	50%	NI-MH 4,8V/2,1Ah	1h	102-B-94	1,5 kg
8	MULTIEVO-ATZB 8W.3	NM/M	8W / G5 / 410 lm	50%	NI-MH 4,8V/4,0Ah	3h	102-B-95	1,6 kg

CENTRAL C.EVOLUX RECESSED FOR PLEXI/ ZAPUSTENÝ PRE PLEXI

W	Type / Typ	Version	Light Source / žiarivka	% Emergency Factor	Power / Napätie	Duration / autonómia	Order Code / obj.kód	Weight
8	C.EVOLUX 8W /24V AC/DC	C	8W / G5 / 410 lm	100%	24V AC/DC	-	102-B-72	1,2 kg
8	C.EVOLUX 8W /230V AC/DC	C	8W / G5 / 410 lm	100%	230V AC/DC	-	102-B-43	1,2 kg

NM/M MULTIEVO-LED RECESSED FOR PLEXI/ ZAPUSTENÝ PRE PLEXI

W	Type / Typ	Version	Light Source / žiarivka	% Emergency Factor	Battery / Akumulátor	Duration / autonómia	Order Code / obj.kód	Weight
LED	MULTIEVO-LED.1	NM/M	3x3W / 120 lm	100%	NI-MH 4,8V/2,1Ah	1h	196-B-17	1,4 kg

AUTOTEST MULTIEVO-LED-AT RECESSED FOR PLEXI/ ZAPUST. PRE PLEXI

W	Type / Typ	Version	Light Source / LED	% Emergency Factor	Battery / Akumulátor	Duration / autonómia	Order Code / obj.kód	Weight
LED	MULTIEVO-3xLED-AT.1	NM/M	LED 3x3W / 140 lm	100%	NI-MH 4,8V/2,1Ah	1h	196-B-34	1,4 kg
LED	MULTIEVO-5xLED-AT.1	NM/M	LED 5x3W / 240 lm	100%	NI-MH 4,8V/4,0Ah	1h	196-B-04	1,5 kg

ELMAX-LOOK MULTIEVO-LED-ATXL RECES. FOR PLEXI/ ZAPUST. PRE PLEXI

W	Type / Typ	Version	Light Source / LED	% Emergency Factor	Battery / Akumulátor	Duration / autonómia	Order Code / obj.kód	Weight
LED	MULTIEVO-LED-ATXL.1	NM/M	LED 5x3W /240 lm	100%	NI-MH 4,8V/4,0Ah	1h	196-B-35	1,5 kg

ELMAX-ZigBee MULTIEVO-ATZB-LED RECESSED F. PLEXI/ ZAP. PRE PLEXI

W	Type / Typ	Version	Light Source / LED	% Emergency Factor	Battery / Akumulátor	Duration / autonómia	Order Code / obj.kód	Weight
LED	MULTIEVO-LED-ATZB.1	NM/M	LED 5x3W /240 lm	100%	NI-MH 4,8V/4,0Ah	1h	196-B-36	1,6 kg

CENTRAL C.EVOLUX-LED RECESSED FOR PLEXI/ ZAPUSTENÝ PRE PLEXI

W	Type / Typ	Version	Light Source / LED	% Emergency Factor	Power / Napätie	Order Code / obj.kód	Weight
LED	C.EVOLUX-LED 3x3W /230V AC/DC	C	LED 3x3W /140 lm	100%	230V AC/DC	196-B-37	1,1 kg
LED	C.EVOLUX-LED 5x3W /230V AC/DC	C	LED 5x3W /240 lm	100%	230V AC/DC	196-B-10	1,2 kg

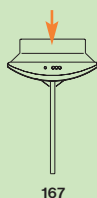




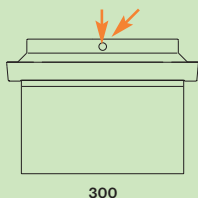


EVOLUX / MULTIEVO

- Recessed mounted version
- zapustená stropná verzia



167



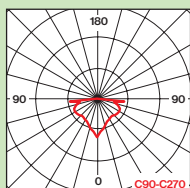
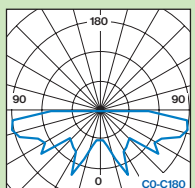
300



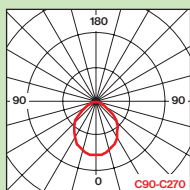
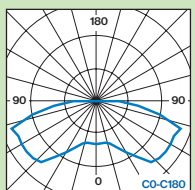
The recessed version mounting hole size: 319 x 123 mm

Rozmer montážneho otvoru pre zapustenú verziu: 319 x 123 mm

→ Cable Entry (- - - - -) Optional Cable Entry



- LED version
- verzia s LED



- 8W fluorescent tube version
- verzia s 8W žiarivkou



DESCRIPTION

POPIS

- Non-maintained (NM), maintained (M) or centralised (C) emergency lighting with slim design and perfect light distribution available also in all:
 - AUTOTEST version (MULTIEVO-AT),
 - CENTRALTEST version for **ELMAX LOOK** (MULTIEVO-ATXL),
 - WireLess CENTRALTEST for **ELMAX ZigBee** (MULTIEVO-ATZB), (see also **ELMAX LOOK + ELMAX ZigBee** on pages 162-165)
- **NEW versions** equipped with long life-time 3x3W or 5x3W **LEDs** are available ensuring the **light output up to 240lm with perfect light distribution (5xLED version is equal to 8W tube power)**
- Conforming to the requirement of EN 60598-2-22
- Design: Anodized AL base + PC impact resistant diffuser
- svetidlo pre **netrválé (NM), trvalé (M)** alebo **centrálne (C)** núdzové osvetlenie zaručujúce **vysokú hladinu svetelného toku a perfektnú distribúciu svetla**, aj s funkciami:
 - **AUTOTEST** (MULTIEVO-AT),
 - **CENTRALTEST** pre systém **ELMAX LOOK** (MULTIEVO-ATXL),
 - bezdrôtový **CENTRALTEST** pre **ELMAX ZigBee** (MULTIEVO-ATZB), (pozri systémy **ELMAX LOOK + ELMAX ZigBee** str.162-165)
- **NOVÁ verzie vybavené 3x3W alebo 5x3W výkonnými LED** diodami so svetelným tokom až 240lm, dlhou životnosťou a perfektnou distribúciou svetla (5x3W verzia je výkonovo min ako 8W žiarivka)
- spĺňa požiadavky európskej normy EN 60598-2-22
- konštrukcia:
 - teleso z eloxovaného hliníku
 - svetelno-činný kryt z nerozbitného PC

STANDARD ACCESSORIES

ŠTANDARDNÁ VÝBAVA

- **Special mirror effect reflector**
- **Emergency factor up to 50%**=lower number of of the lighting fixtures
- LEDs indicating both presence of power supply and signaling failures
- TEST button
- špeciálny **odrazový reflektor so zrkadlovým efektom**
- **vysoký koeficient výkonu v núdzovom režime až 50%** = potrebný výrazný nižší počet svetidiel v porovnaní s bežnými
- signalizácia LED a TEST tlačítko

OPTIONS

PRIPLATKY

- Protective steel cage
- ochranný kovový kôš

NM

EVOLUX RECESSED / ZAPUSTENÝ

W	Type / Typ	Version	Light Source / žiarivka	% Emergency Factor	Battery / Akumulátor	Duration / autonómia	Order Code / obj.kód	Weight
8	EVOLUX 8W.1	NM	8W / G5 / 410 lm	32%	NI-CD 3,6V/1,8Ah	1h	102-B-04	1,4 kg
8	EVOLUX 8W.3	NM	8W / G5 / 410 lm	32%	NI-MH 3,6V/4,0Ah	3h	102-B-05	1,5 kg

AUTOTEST

MULTIEVO-AT RECESSED / ZAPUSTENÝ

W	Type / Typ	Version	Light Source / žiarivka	% Emergency Factor	Battery / Akumulátor	Duration / autonómia	Order Code / obj.kód	Weight
8	MULTIEVO-AT 8W.1	NM/M	8W / G5 / 410 lm	50%	NI-MH 4,8V/2,1Ah	1h	102-B-06	1,5 kg
8	MULTIEVO-AT 8W.3	NM/M	8W / G5 / 410 lm	50%	NI-MH 4,8V/4,0Ah	3h	102-B-07	1,6 kg

ELMAX-LOOK

MULTIEVO-ATXL RECESSED / ZAPUSTENÝ

W	Type / Typ	Version	Light Source / žiarivka	% Emergency Factor	Battery / Akumulátor	Duration / autonómia	Order Code / obj.kód	Weight
8	MULTIEVO-ATXL 8W.1	NM/M	8W / G5 / 410 lm	50%	NI-MH 4,8V/2,1Ah	1h	102-B-83	1,5 kg
8	MULTIEVO-ATXL 8W.3	NM/M	8W / G5 / 410 lm	50%	NI-MH 4,8V/4,0Ah	3h	102-B-89	1,6 kg

ELMAX-ZigBee			MULTIEVO-ATZB RECESSED / ZAPUSTENÝ					
W	Type / Typ	Version	Light Source / žiarivka	% Emergency Factor	Battery / Akumulátor	Duration / autonómia	Order Code / obj.kód	Weight
8	MULTIEVO-ATZB 8W.1	NM/M	8W / G5 / 410 lm	50%	NI-MH 4,8V/2,1Ah	1h	102-B-96	1,5 kg
8	MULTIEVO-ATZB 8W.3	NM/M	8W / G5 / 410 lm	50%	NI-MH 4,8V/4,0Ah	3h	102-B-97	1,6 kg

CENTRAL POWER SUPPLY			C.EVOLUX RECESSED / ZAPUSTENÝ					
W	Type / Typ	Version	Light Source / žiarivka	% Emergency Factor	Power / Napätie	Duration / autonómia	Order Code / obj.kód	Weight
8	C.EVOLUX 8W /24V AC/DC	C	8W / G5 / 410 lm	100%	24V AC/DC	-	102-B-41	1,2 kg
8	C.EVOLUX 8W /230V AC/DC	C	8W / G5 / 410 lm	100%	230V AC/DC	-	102-B-44	1,2 kg

NM/M			MULTIEVO-LED RECESSED / ZAPUSTENÝ					
W	Type / Typ	Version	Light Source / žiarivka	% Emergency Factor	Battery / Akumulátor	Duration / autonómia	Order Code / obj.kód	Weight
LED	MULTIEVO-LED.1	NM/M	3x3W / 120 lm	100%	NI-MH 4,8V/2,1Ah	1h	196-B-18	1,4 kg

AUTOTEST			MULTIEVO-LED-AT RECESSED / ZAPUSTENÝ					
W	Type / Typ	Version	Light Source / LED	% Emergency Factor	Battery / Akumulátor	Duration / autonómia	Order Code / obj.kód	Weight
LED	MULTIEVO-3xLED-AT.1	NM/M	LED 3x3W / 140 lm	100%	NI-MH 4,8V/2,1Ah	1h	196-B-38	1,4 kg
LED	MULTIEVO-5xLED-AT.1	NM/M	LED 5x3W / 240 lm	100%	NI-MH 4,8V/4,0Ah	1h	196-B-05	1,5 kg


ELMAX-LOOK			MULTIEVO-LED-ATXL RECESSED / ZAPUSTENÝ					
W	Type / Typ	Version	Light Source / LED	% Emergency Factor	Battery / Akumulátor	Duration / autonómia	Order Code / obj.kód	Weight
LED	MULTIEVO-LED-ATXL.1	NM/M	LED 5x3W /240 lm	100%	NI-MH 4,8V/4,0Ah	1h	196-B-39	1,5 kg

ELMAX-LOOK Module			MULTIEVO-ATXL-LED Module					
W	Type / Typ	Version	Light Source / LED	% Emergency Factor	Battery / Akumulátor	Duration / autonómia	Order Code / obj.kód	Weight
LED	ELMAX LOOK ATXL Modul (just slide it into MULTIEVO-AT-LED for ELMAX connection / vsuňte do svetidla MULTIEVO-LED-AT)						188-B-04-03	-

ELMAX-ZigBee			MULTIEVO-ATZB-LED RECESSED / ZAPUSTENÝ					
W	Type / Typ	Version	Light Source / LED	% Emergency Factor	Battery / Akumulátor	Duration / autonómia	Order Code / obj.kód	Weight
LED	MULTIEVO-LED-ATZB.1	NM/M	LED 5x3W /240 lm	100%	NI-MH 4,8V/4,0Ah	1h	196-B-20	1,6 kg

CENTRAL			C.EVOLUX-LED RECESSED / ZAPUSTENÝ					
W	Type / Typ	Version	Light Source / LED	% Emergency Factor	Power / Napätie	Duration / autonómia	Order Code / obj.kód	Weight
LED	C.EVOLUX-LED 3x3W /230V AC/DC	C	LED 3x3W /140 lm	100%	230V AC/DC	-	196-B-41	1,1 kg
LED	C.EVOLUX-LED 5x3W /230V AC/DC	C	LED 5x3W /240 lm	100%	230V AC/DC	-	196-B-11	1,2 kg

LINEAR FRESNEL LENS
LINEÁRNA FRESNELOVA ŠOŠOVKA



AUTOTEST MONITOR
AUTOTEST MONITOR STAVU



MIRROR EFFECT REFLECTOR
VYSOKÚČINNÝ LEŠTENÝ REFLEKTOR



↔ 28m

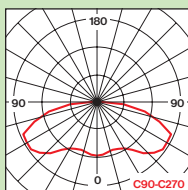
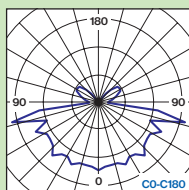
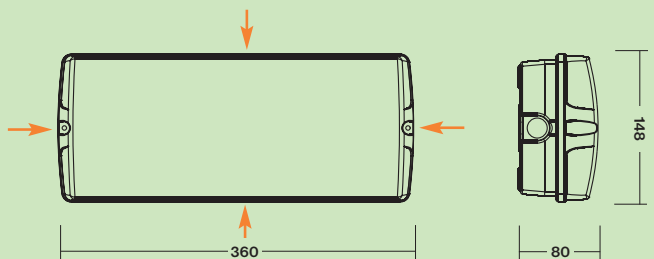
LED



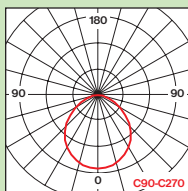
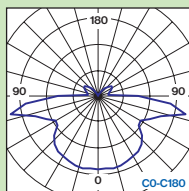
Lux Design

NORMALUX / MULTINORMA

- Both wall or ceiling mounting lighting fixture with perfect modern desing
- moderné dizajnové núdzové svietidlo pre nástennú alebo stropnú montáž



- LED equipped version
- verzia s LED



- 8W fluorescent tube version
- verzia s 8W žiarivkou

230V 24V AC/DC 8W 11W 18W LED 1-3h ECOTREND

AUTO TEST CENTRAL TEST I IP65 F CE PC AUTOTEST

DESCRIPTION **POPIS**

- Non-maintained (NM), maintained (M) or centralised (C) emergency lighting with slim design and perfect light distribution available also in all:
 - AUTOTEST version (MULTINORMA-AT),
 - CENTRALTEST version MULTINORMA-ATXL for **ELMAX LOOK** (see also pages 162-165)
- **LED versions** equipped with long life-time 3x3W or 5x3W LEDs are available ensuring the **light output up to 240lm with perfect light distribution**
- Conforming to the requirement of EN 60598-2-22
- Design: PC impact resistant diffuser
- svietidlo pre **netrválé (NM), trvalé (M) alebo centrálne (C) núdzové osvetlenie** zaručujúce **vysokú hladinu svetelného toku a perfektnú distribúciu svetla**, aj s funkciami:
 - **AUTOTEST** (MULTINORMA-AT),
 - **CENTRALTEST** verzia MULTINORMA-ATXL pre systém **ELMAX-LOOK** (pozri strany 162-165)
- **LED verzie vybavené 3x3W alebo 5x3W výkonnými LED** diodami so svetelným tokom až 240lm, dlhou životnosťou a perfektnou distribúciou svetla
- spĺňa požiadavky európskej normy EN 60598-2-22
- konštrukcia: teleso svietidla z **nerozbitného PC**

STANDARD ACCESSORIES **ŠTANDARDNÁ VÝBAVA**

- **Special mirror effect reflector**
- **Emergency factor up to 50%**=lower number of of the lighting fixtures
- LEDs indicating both presence of power supply and signaling failures
- TEST button
- Set of 3pcs self-adhesive pictograms
- špeciálny **odrazový reflektor so zrkadlovým efektom**
- **vysoký koeficient výkonu v núdzovom režime až 50% =** potrebný výrazný nižší počet svietidiel v porovnaní s bežnými
- signalizácia LED a TEST tlačítko
- sada 3ks samolepiacich piktogramov



OPTIONS **PRÍPLATKY**

- Wall or ceiling brackets
- Protective steel cage
- **nástenná, stropná alebo stropná závesná konzola**
- **ochranný kovový kôš**

NM/M

NORMALUX

W	Type / Typ	Version	Light Source / žiarivka	% Emergency Factor	Battery / Akumulátor	Duration / autonómia	Order Code / obj.kód	Weight
11	NORMALUX 11W.1	NM	11W / 2G7 / 900 lm	28%	NI-CD 3,6V/1,8Ah	1h	252-B-00	1,4 kg
11	NORMALUX 11W.3	NM	11W / 2G7 / 900 lm	28%	NI-MH 3,6V/4,0Ah	3h	252-B-01	1,5 kg
18	NORMALUX 18W.1	NM	18W / 2G11/ 1200 lm	18%	NI-CD 3,6V/1,8Ah	1h	252-B-02	1,5 kg
18	NORMALUX 18W.3	NM	18W / 2G11/ 1200 lm	18%	NI-MH 3,6V/4,0Ah	3h	252-B-03	1,6 kg
11	MULTINORMA-EP 11W.1	NM/M	11W / 2G7 / 900 lm	28%	NI-CD 3,6V/1,8Ah	1h	252-B-04	1,5 kg
11	MULTINORMA-EP 11W.3	NM/M	11W / 2G7 / 900 lm	28%	NI-MH 3,6V/4,0Ah	3h	252-B-05	1,6 kg

AUTOTEST

MULTINORMA-AT

W	Type / Typ	Version	Light Source / žiarivka	% Emergency Factor	Battery / Akumulátor	Duration / autonómia	Order Code / obj.kód	Weight
8	MULTINORMA-AT 8W.1	NM/M	8W / G5 / 410 lm	50%	NI-MH 4,8V/2,1Ah	1h	252-B-05	1,5 kg
8	MULTINORMA-AT 8W.3	NM/M	8W / G5 / 410 lm	50%	NI-MH 4,8V/4,0Ah	3h	252-B-06	1,6 kg

CENTRALTEST ELMAX-LOOK

MULTINORMA-ATXL

W	Type / Typ	Version	Light Source / žiarivka	% Emergency Factor	Battery / Akumulátor	Duration / autonómia	Order Code / obj.kód	Weight
8	MULTINORMA-ATXL 8W.1	NM/M	8W / G5 / 410 lm	50%	NI-MH 4,8V/2,1Ah	1h	252-B-07	1,5 kg
8	MULTINORMA-ATXL 8W.3	NM/M	8W / G5 / 410 lm	50%	NI-MH 4,8V/4,0Ah	3h	252-B-08	1,6 kg

CENTRAL POWER SUPPLY

C.NORMALUX

W	Type / Typ	Version	Light Source / žiarivka	% Emergency Factor	Power / Napätie	Duration / autonómia	Order Code / obj.kód	Weight
11	C.NORMALUX 11W/24V	C	11W / 2G7 / 900 lm	100%	24V AC/DC	-	252-B-10	1,2 kg
11	C.NORMALUX 11W/230V	C	11W / 2G7 / 900 lm	100%	230V AC/DC	-	252-B-11	1,2 kg
18	C.NORMALUX 18W/24V	C	18W / 2G11/1200 lm	100%	24V DC	-	252-B-12	1,3 kg
18	C.NORMALUX 18W/230V	C	18W / 2G11/1200 lm	100%	230V AC/DC	-	252-B-13	1,3 kg

NM/M

MULTINORMA-LED

W	Type / Typ	Version	Light Source / žiarivka	% Emergency Factor	Battery / Akumulátor	Duration / autonómia	Order Code / obj.kód	Weight
LED	MULTINORMA-LED.1	NM/M	3x3W / 120 lm	100%	NI-MH 4,8V/2,1Ah	1h	252-B-14	1,4 kg
LED	MULTINORMA-LED.3	NM/M	3x3W / 120 lm	100%	NI-MH 4,8V/4,0Ah	3h	252-B-15	1,5 kg

AUTOTEST

MULTINORMA-LED-AT

W	Type / Typ	Version	Light Source / LED	% Emergency Factor	Battery / Akumulátor	Duration / autonómia	Order Code / obj.kód	Weight
LED	MULTINORMA-3xLED-AT.1	NM/M	LED 3x3W / 140 lm	100%	NI-MH 4,8V/2,1Ah	1h	252-B-16	1,4 kg
LED	MULTINORMA-5xLED-AT.1	NM/M	LED 5x3W / 240 lm	100%	NI-MH 4,8V/4,0Ah	1h	252-B-17	1,5 kg

CENTRALTEST ELMAX-LOOK

MULTINORMA-LED-ATXL

W	Type / Typ	Version	Light Source / LED	% Emergency Factor	Battery / Akumulátor	Duration / autonómia	Order Code / obj.kód	Weight
LED	MULTINORMA-LED-ATXL.1	NM/M	LED 5x3W / 240 lm	100%	NI-MH 4,8V/4,0Ah	1h	252-B-18	1,5 kg

ELMAX-ZigBee

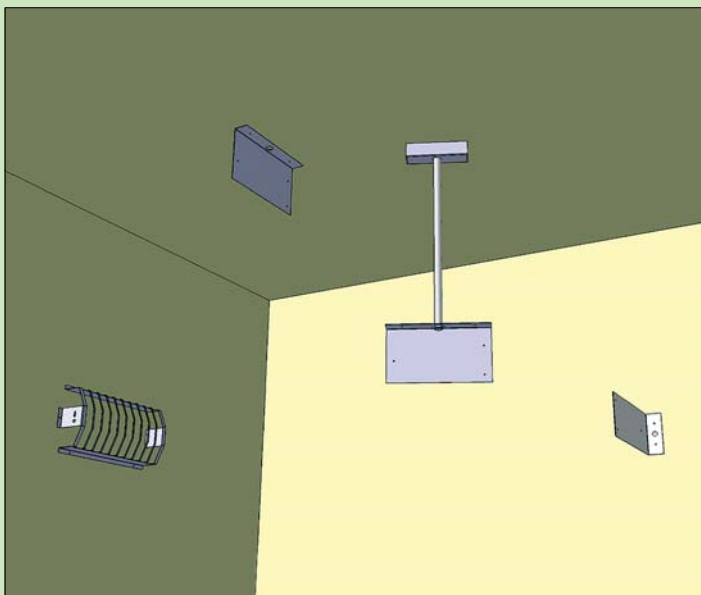
MULTINORMA-ATZB-LED

W	Type / Typ	Version	Light Source / LED	% Emergency Factor	Battery / Akumulátor	Duration / autonómia	Order Code / obj.kód	Weight
LED	MULTINORMA-LED-ATZB.1	NM/M	LED 5x3W / 240 lm	100%	NI-MH 4,8V/4,0Ah	1h	252-B-21	1,6 kg

CENTRAL POWER SUPPLY

C.NORMALUX-LED

W	Type / Typ	Version	Light Source / LED	% Emergency Factor	Power / Napätie	Order Code / obj.kód	Weight
LED	C.NORMALUX-LED 3x3W / 230V AC/DC	C	LED 3x3W / 150 lm	100%	230V AC/DC	252-B-19	1,1 kg
LED	C.NORMALUX-LED 5x3W / 230V AC/DC	C	LED 5x3W / 240 lm	100%	230V AC/DC	252-B-20	1,2 kg



Optional Item / Príplatok	Order Code / objednávací kód
Wall mounting bracket / nástenná konzola	252-B-22-00
Ceiling mounting bracket / stropná konzola	252-B-22-01
Pendant bracket 0,5m / závesná konzola 0,5m	252-B-22-02
Pendant bracket 1,0m / závesná konzola 1,0m	252-B-22-03
Pendant bracket 1,5m / závesná konzola 1,5m	252-B-22-04
Protective steel cage / ochranný kôš	252-B-22-05




Optional Item / Príplatok	Order Code / objednávací kód
Suspended plexi „H/J“ / závesné plexi „H/J“	252-B-23-00
Suspended plexi „I“ / závesné plexi s piktogramom „I“	252-B-23-01

Optional Doublesided Plexi / Príplatkové obojstranné závesné plexi:

- Viewing Distance 27m
- rozoznateľnosť piktogramu 27m

↔ 24m

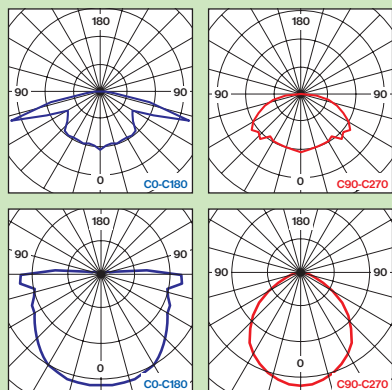

LED



Lux Design

PICTORLUX / MULTIPICTOR

- Both wall or ceiling mounting lighting fixture with perfect modern desing
- moderné dizajnové núdzové svietidlo pre nástennú alebo stropnú montáž



- LED equipped version
- verzia s LED

- Fluorescent tube version
- verzia so žiarivkou

230V 24V AC/DC 8W LED 1-3h II IP65 ECOTREND

AUTO TEST CENTRAL TEST ZigBee Wireless Control F CE PC AUTOTEST

DESCRIPTION POPIS

- Non-maintained (NM), maintained (M) or centralised (C) emergency lighting with slim design and perfect light distribution available also in all:
 - AUTOTEST version (MULTIPICTOR-AT),
 - CENTRALTEST version MULTIPICTOR-ATXL for **ELMAX LOOK** (see also pages 162-165)
- **LED versions** equipped with long life-time 3x3W or 5x3W LEDs are available ensuring the **light output up to 240lm with perfect light distribution**
- Conforming to the requirement of EN 60598-2-22
- Insulation class II
- Design: PC impact resistant diffuser
- svietidlo pre **netrvalé (NM), trvalé (M) alebo centrálné (C)** núdzové osvetlenie zaručujúce **vysokú hladinu svetelného toku a perfektnú distribúciu svetla**, aj s funkciami:
 - **AUTOTEST** (MULTIPICTOR-AT),
 - **CENTRALTEST** verzia MULTIPICTOR-ATXL pre systém **ELMAX LOOK** (pozri aj strany 162-165)
- **LED verzie vybavené 3x3W alebo 5x3W výkonnými LED** diodami so svetelným tokom až 240lm, dlhou životnosťou a perfektnou distribúciou svetla
- spĺňa požiadavky európskej normy EN 60598-2-22
- trieda izolácie: II
- konštrukcia: teleso svietidla z **nerozbitného PC**

STANDARD ACCESSORIES ŠTANDARDNÁ VÝBAVA

- **Special mirror effect reflector**
- **Emergency factor up to 50%**=lower number of of the lighting fixtures
- LEDs indicating both presence of power supply and signaling failures
- TEST button
- Set of 3pcs self-adhesive pictograms
- špeciálny **odrazový reflektor so zrkadlovým efektom**
- **vysoký koeficient výkonu v núdzovom režime až 50% =** potrebný výrazný nižší počet svietidiel v porovnaní s bežnými
- signalizácia LED a TEST tlačítko
- sada 3ks samolepiacich piktogramov



OPTIONS PRÍPLATKY

- Double sided suspended plexi with pictogram
- Wall or ceiling brackets
- Protective steel cage
- závesné obojstranné plexi s piktogramom
- ochranný kovový kôš

NM/M

PICTORLUX

W	Type / Typ	Version	Light Source / žiarivka	% Emergency Factor	Battery / Akumulátor	Duration / autonómia	Order Code / obj.kód	Weight
8	PICTORLUX 8W.1	NM	8W / G5 / 410 lm	32%	NI-CD 3,6V/1,8Ah	1h	259-B-00	1,4 kg
8	PICTORLUX 8W.3	NM	8W / G5 / 410 lm	32%	NI-MH 3,6V/4,0Ah	3h	259-B-01	1,5 kg
8	MULTIPICTOR-EP 8W.1	NM	8W / G5 / 410 lm	32%	NI-CD 3,6V/1,8Ah	1h	259-B-02	1,5 kg
8	MULTIPICTOR-EP 8W.3	NM	8W / G5 / 410 lm	32%	NI-MH 3,6V/4,0Ah	3h	259-B-03	1,6 kg

AUTOTEST

MULTIPICTOR-AT

W	Type / Typ	Version	Light Source / žiarivka	% Emergency Factor	Battery / Akumulátor	Duration / autonómia	Order Code / obj.kód	Weight
8	MULTIPICTOR-AT 8W.1	NM/M	8W / G5 / 410 lm	50%	NI-MH 4,8V/2,1Ah	1h	259-B-04	1,5 kg
8	MULTIPICTOR-AT 8W.3	NM/M	8W / G5 / 410 lm	50%	NI-MH 4,8V/4,0Ah	3h	259-B-05	1,6 kg

CENTRALTEST ELMAX-LOOK

MULTIPICTOR-ATXL

W	Type / Typ	Version	Light Source / žiarivka	% Emergency Factor	Battery / Akumulátor	Duration / autonómia	Order Code / obj.kód	Weight
8	MULTIPICTOR-ATXL 8W.1	NM/M	8W / G5 / 410 lm	50%	NI-MH 4,8V/2,1Ah	1h	259-B-06	1,5 kg
8	MULTIPICTOR-ATXL 8W.3	NM/M	8W / G5 / 410 lm	50%	NI-MH 4,8V/4,0Ah	3h	259-B-07	1,6 kg

CENTRAL POWER SUPPLY

W	Type / Typ	Version	Light Source / žiarivka	% Emergency Factor	Power / Napätie	Duration / autonómia	Order Code / obj.kód	Weight
8	C.PICTORLUX 8W/24V	C	8W / G5 / 410 lm	100%	24V AC/DC	-	259-B-08	1,2 kg
8	C.PICTORLUX 8W/230V	C	8W / G5 / 410 lm	100%	230V AC/DC	-	259-B-09	1,2 kg

C.PICTORLUX

NM/M

W	Type / Typ	Version	Light Source / žiarivka	% Emergency Factor	Battery / Akumulátor	Duration / autonómia	Order Code / obj.kód	Weight
LED	MULTIPICTOR-LED.1	NM/M	3x3W / 120 lm	100%	NI-MH 4,8V/2,1Ah	1h	259-B-10	1,4 kg
LED	MULTIPICTOR-LED.3	NM/M	3x3W / 120 lm	100%	NI-MH 4,8V/4,0Ah	3h	259-B-11	1,5 kg

MULTIPICTOR-LED

AUTOTEST

W	Type / Typ	Version	Light Source / LED	% Emergency Factor	Battery / Akumulátor	Duration / autonómia	Order Code / obj.kód	Weight
LED	MULTIPICTOR-3xLED-AT.1	NM/M	LED 3x3W / 140 lm	100%	NI-MH 4,8V/2,1Ah	1h	259-B-12	1,4 kg
LED	MULTIPICTOR-5xLED-AT.1	NM/M	LED 5x3W / 240 lm	100%	NI-MH 4,8V/4,0Ah	1h	259-B-13	1,5 kg

MULTIPICTOR-LED-AT

CENTRALTEST ELMAX-LOOK

W	Type / Typ	Version	Light Source / LED	% Emergency Factor	Battery / Akumulátor	Duration / autonómia	Order Code / obj.kód	Weight
LED	MULTIPICTOR-LED-ATXL.1	NM/M	LED 5x3W / 240 lm	100%	NI-MH 4,8V/4,0Ah	1h	259-B-14	1,5 kg

MULTIPICTOR-LED-ATXL

ELMAX-ZigBee

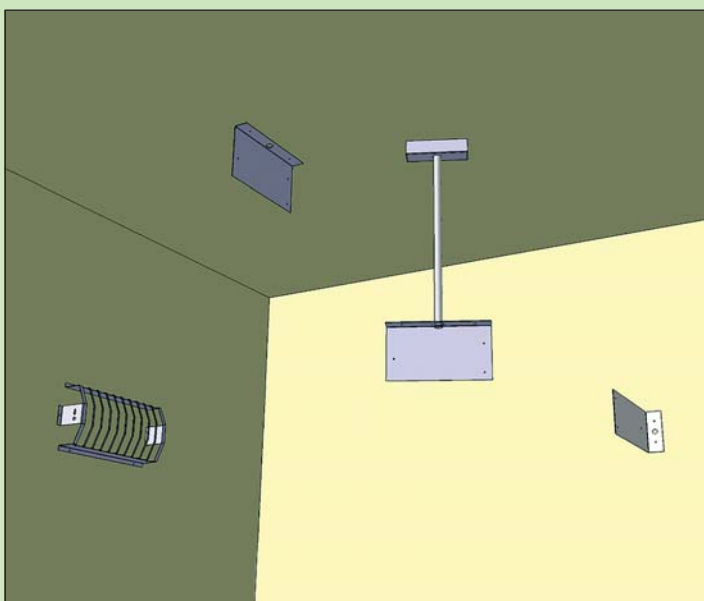
W	Type / Typ	Version	Light Source / LED	% Emergency Factor	Battery / Akumulátor	Duration / autonómia	Order Code / obj.kód	Weight
LED	MULTIPICTOR-LED-ATZB.1	NM/M	LED 5x3W / 240 lm	100%	NI-MH 4,8V/4,0Ah	1h	259-B-17	1,6 kg

MULTIPICTOR-ATZB-LED

CENTRAL POWER SUPPLY

W	Type / Typ	Version	Light Source / LED	% Emergency Factor	Power / Napätie	Order Code / obj.kód	Weight
LED	C.PICTORLUX-LED 3x3W / 230V AC/DC	C	LED 3x3W / 150 lm	100%	230V AC/DC	259-B-15	1,1 kg
LED	C.PICTORLUX-LED 5x3W / 230V AC/DC	C	LED 5x3W / 240 lm	100%	230V AC/DC	259-B-16	1,2 kg

C.PICTORLUX-LED



Optional Item / Príplatok	Order Code / objednávaci kód
Wall mounting bracket / nástenná konzola	259-B-18-00
Ceiling mounting bracket / stropná konzola	259-B-18-01
Pendant bracket 0,5m / závesná konzola 0,5m	259-B-18-02
Pendant bracket 1,0m / závesná konzola 1,0m	259-B-18-03
Pendant bracket 1,5m / závesná konzola 1,5m	259-B-18-04
Protective steel cage / ochranný kôš	259-B-18-05



Optional Item / Príplatok	Order Code / objednávaci kód
Suspended plexi „H/J“ / závesné plexi „H/J“	259-B-19-00
Suspended plexi „I“ / závesné plexi s pikto „I“	259-B-19-01

Optional Doublesided Plexi / Príplatkové obojstranné závesné plexi:

- Viewing Distance 27m
- rozoznatelnosť piktogramu 27m

230V AC	24V AC/DC	8W	LED	1-3h	I	IP65	ECOTREND
AUTO TEST	CENTRAL TEST	F	CE	PC	ZigBee Wireless Control OPTION AVAILABLE	AUTOTEST	



NOVALUX / MULTINOVA

- Wall or ceiling mounting version
- Nástenná alebo stropná montáž

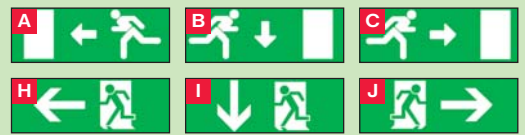
DESCRIPTION **POPIS**

- Non-maintained (NM), maintained (M) or centralised (C) emergency lighting with robust but nice design and perfect light distribution available also in all:
 - AUTOTEST version (MULTINOVA-AT),
 - CENTRALTEST version for **ELMAX LOOK** (MULTINOVA-ATXL),
 - WireLess CENTRALTEST for **ELMAX ZigBee** (MULTINOVA-ATZB), (see also **ELMAX LOOK + ELMAX ZigBee** on pages 162-165)
- **NEW version** equipped with long life-time 3x3W or 5x3W **LEDs** is available ensuring the **light output up to 240lm with perfect light distribution**
- Conforming to the requirement of EN 60598-2-22
- Design: PC impact resistant body
- svetidlo pre **netrvale (NM), trvale (M)** alebo **centrálne (C)** núdzové osvetlenie zaručujúce **vysokú hladinu svetelného toku a perfektnú distribúciu svetla**, aj s funkciami:
 - **AUTOTEST** (MULTINOVA-AT),
 - **CENTRALTEST** pre systém **ELMAX LOOK** (MULTINOVA-ATXL),
 - bezdrôtový **CENTRALTEST** pre **ELMAX ZigBee** (MULTINOVA-ATZB), (pozri systémy **ELMAX LOOK + ELMAX ZigBee** str.162-165)
- **NOVÁ verzia vybavená 3x3W alebo 5x3W výkonnými LED** diodami so svetelným tokom až 240lm, dlhou životnosťou a perfektnou distribúciou svetla
 - spĺňa požiadavky európskej normy EN 60598-2-22
 - konštrukcia: teleso z **nerozbitného PC**



STANDARD ACCESSORIES **ŠTANDARDNÁ VÝBAVA**

- 3pcs of self-adhesive labels (set A,B,C)
- 1pc of cable entry
- **Emergency factor up to 50%**=lower number of of the lighting fixtures
- signaling LED and TEST button
- 3ks samolepiacich piktogramov (sada A,B,C)
- 1 prechodka
- **vysoký koeficient výkonu v núdzovom režime až 50%** = potrebný výrazný nižší počet svetidiel v porovnaní s bežnými
- signalizácia LED a TEST tlačítko



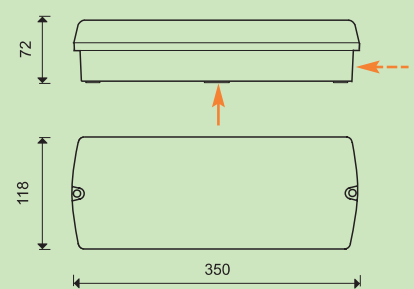
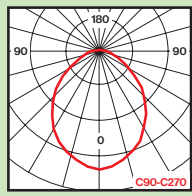
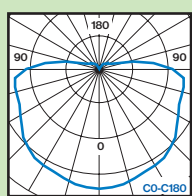
OPTIONS **PRÍPLATKY**

- Self-adhesive labels (set H,I,J)
- Side cable entry (2pcs)
- Suspended plexi with the pictogram
- Wall or ceiling brackets
- Protective steel cage
- samolepiace piktogramy (sada H,I,J)
- bočné vývodky (2ks)
- doplnkové závesné plexi s piktogramom
- nástenná, stropná alebo stropná závesná konzola
- ochranný kovový kôš




MULTINOVA-LED

- LED version equipped with 3 or 5 powerful LEDs
- verzia LED vybavená 3 alebo 5 výkonnými LED s dlhou životnosťou



— Cable Entry (- - - - -) Optional Cable Entry

Optional Item / Príplatok	Order Code / objednávaci kód
Suspended plexi „A/C“ / závesné plexi „A/C“	48-B-00-07-00
Suspended plexi „B“ / závesné plexi s pikto „B“	48-B-00-08-00
Suspended plexi „H/J“ / závesné plexi „H/J“	48-B-00-12-00
Suspended plexi „I“ / závesné plexi s pikto „I“	48-B-00-13-00
Suspended plexi „D/E“ / závesné plexi „D/E“	48-B-00-09-00
Suspended plexi „F“ / závesné plexi s pikto „F“	48-B-00-10-00



Optional Doublesided Plexi / Príplatkové obojstranné závesné plexi:

- Viewing Distance 27m
- rozoznatelnosť piktogramu 27m



NOVALUX / MULTINOVA Suspended Legend / závesné plexi

- Optional suspended plexi
- Príplatkové závesné plexi s piktogramom

NM/M

NOVALUX / MULTINOVA

W	Type / Typ	Version	Light Source / žiarivka	% Emergency Factor	Battery / Akumulátor	Duration / autonómia	Order Code / obj.kód	Weight
8	NOVALUX 8W.1	NM	8W / G5 / 410 lm	32%	NI-CD 3,6V/1,8Ah	1h	48-B-00	1,0 kg
8	NOVALUX 8W.3	NM	8W / G5 / 410 lm	32%	NI-MH 3,6V/4,0Ah	3h	48-B-02	1,4 kg
8	MULTINOVA 8W.1	NM/M	8W / G5 / 410 lm	32%	NI-CD 3,6V/1,8Ah	1h	48-B-03	1,0 kg
8	MULTINOVA 8W.3	NM/M	8W / G5 / 410 lm	32%	NI-MH 3,6V/4,0Ah	3h	48-B-05	1,4 kg

AUTOTEST

MULTINOVA-AT

W	Type / Typ	Version	Light Source / žiarivka	% Emergency Factor	Battery / Akumulátor	Duration / autonómia	Order Code / obj.kód	Weight
8	MULTINOVA-AT 8W.1	NM/M	8W / G5 / 410 lm	50%	NI-MH 4,8V/2,1Ah	1h	48-B-15	1,2 kg
8	MULTINOVA-AT 8W.3	NM/M	8W / G5 / 410 lm	50%	NI-MH 4,8V/4,0Ah	3h	48-B-17	1,3 kg

CENTRALTEST ELMAX-LOOK

MULTINOVA-ATXL

W	Type / Typ	Version	Light Source / žiarivka	% Emergency Factor	Battery / Akumulátor	Duration / autonómia	Order Code / obj.kód	Weight
8	MULTINOVA-ATXL 8W.1	NM/M	8W / G5 / 410 lm	50%	NI-MH 4,8V/2,1Ah	1h	48-B-49	1,2 kg
8	MULTINOVA-ATXL 8W.3	NM/M	8W / G5 / 410 lm	50%	NI-MH 4,8V/4,0Ah	3h	48-B-50	1,3 kg

CENTRAL POWER SUPPLY

C.NOVALUX

W	Type / Typ	Version	Light Source / žiarivka	% Emergency Factor	Power / napätie	Duration / autonómia	Order Code / obj.kód	Weight
8	C.NOVALUX 8W/24V AC/DC	C	8W / G5 / 410 lm	100%	24V AC/DC	-	48-B-14	1,2 kg
8	C.NOVALUX 8W/230V AC/DC	C	8W / G5 / 410 lm	100%	230V AC/DC	-	48-B-11	1,2 kg

NM/M

MULTINOVA-LED

W	Type / Typ	Version	Light Source / žiarivka	% Emergency Factor	Battery / Akumulátor	Duration / autonómia	Order Code / obj.kód	Weight
LED	MULTINOVA-LED.1	NM/M	LED 3x3W /240 lm	100%	NI-MH 4,8V/2,1Ah	1h	48-B-47	1,0 kg

AUTOTEST

MULTINOVA-LED-AT

W	Type / Typ	Version	Light Source / LED	% Emergency Factor	Battery / Akumulátor	Duration / autonómia	Order Code / obj.kód	Weight
LED	MULTINOVA-3xLED-AT.1	NM/M	LED 3x3W / 140 lm	100%	NI-MH 4,8V/2,1Ah	1h	48-B-55	1,4 kg
LED	MULTINOVA-5xLED-AT.1	NM/M	LED 5x3W / 240 lm	100%	NI-MH 4,8V/4,0Ah	1h	48-B-39	1,2 kg

CENTRALTEST ELMAX-LOOK

MULTINOVA-LED-ATXL

W	Type / Typ	Version	Light Source / LED	% Emergency Factor	Battery / Akumulátor	Duration / autonómia	Order Code / obj.kód	Weight
LED	MULTINOVA-LED-ATXL.1	NM/M	LED 5x3W /240 lm	100%	NI-MH 4,8V/4,0Ah	1h	48-B-56	1,5 kg

CENTRAL POWER SUPPLY

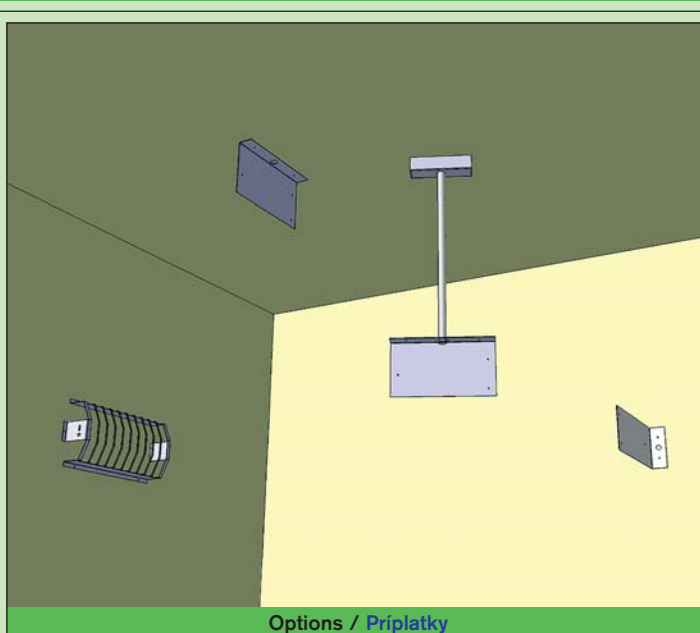
C.NOVALUX-LED

W	Type / Typ	Version	Light Source / žiarivka	% Emergency Factor	Power / napätie	Duration / autonómia	Order Code / obj.kód	Weight
LED	C.NOVALUX-3LED/230V	C	LED 3x3W /120 lm	100%	230V AC/DC	-	48-B-48	1,2 kg
LED	C.NOVALUX-5LED/230V	C	LED 5x3W /240 lm	100%	230V AC/DC	-	48-B-43	1,2 kg

Optional Item / Příplatek	Order Code / objednávací kód
Wall mounting bracket / nástenná konzola	48-B-00-02-00
Ceiling mounting bracket / stropná konzola	48-B-00-03-00
Pendant bracket 0,5m / závesná konzola 0,5m	on request
Pendant bracket 1,0m / závesná konzola 1,0m	on request
Pendant bracket 1,5m / závesná konzola 1,5m	on request
Protective steel cage / ochranný kôš	48-B-00-05-00

Options / Příplatky:

- Wall / Ceiling / pendant Mouniting bracket
- Protective Steel Cage
- nástenná / stropná / závesná konzola
- ochranný kôš





230V AC	24V AC/DC	8W	11W	24W	LED	1-3h	ECOTREND
IP54	AUTO TEST	CENTRAL TEST	F	CE	PC	I	AUTOTEST

** do not use it for outdoor application / nie je vhodné pre exteriérové aplikácie

DESCRIPTION **POPIS**

- Robust non-maintained (NM), maintained (M) or centralised (C) emergency with perfect light distribution available also in all:
 - AUTOTEST version (MULTIPROFI-AT),
 - CENTRALTEST version for **ELMAX LOOK** (MULTIPROFI-ATXL),
 - WireLess CENTRALTEST for **ELMAX ZigBee** (MULTIPROFI-ATZB), (see also **ELMAX LOOK + ELMAX ZigBee** on pages 162-165)
- **NEW version** equipped with long life-time 5x3W LEDs is available ensuring the **light output 240lm with perfect light distribution**
- Conforming to the requirement of EN 60598-2-22
- Design:
 - metal base with PE powder coat finish RAL9006
 - PC impact resistant diffuser
- mechanicky odolné svetidlo pre **netrvalé (NM), trvalé (M)** alebo **centrálne (C)** núdzové osvetlenie zaručujúce **vysokú hladinu svetelného toku a perfektnú distribúciu svetla**, aj s funkciami:
 - **AUTOTEST** (MULTIPROFI-AT),
 - **CENTRALTEST** pre systém **ELMAX LOOK** (MULTIPROFI-ATXL),
 - bezdrôtový **CENTRALTEST** pre **ELMAX ZigBee** (MULTIPROFI-ATZB), (pozri systémy **ELMAX LOOK + ELMAX ZigBee** str.162-165)
- **NOVÁ verzia** vybavená **5x3W výkonnými LED** diodami so svetelným tokom 240lm, dlhou životnosťou a perfektnou distribúciou svetla
- spĺňa požiadavky európskej normy EN 60598-2-22
- konštrukcia:
 - teleso z lakovanej ocele v RAL9006
 - svetelno-činný kryt z **nerozbitného PC**

STANDARD ACCESSORIES **ŠTANDARDNÁ VÝBAVA**

- **Special mirror effect reflector**
- **Emergency factor up to 50%**=lower number of of the lighting fixtures
- LEDs indicating both presence of power supply and signaling failures
- TEST button
- špeciálny **odrazový reflektor so zrkadlovým efektom**
- **vysoký koeficient výkonu v núdzovom režime až 50%** = potrebný výrazný nižší počet svetidiel v porovnaní s bežnými
- signalizácia LED a TEST tlačítko

OPTIONS **PRÍPLATKY**

- Self-adhesive labels
- Wall or ceiling brackets
- Protective steel cage
- **samolepiace piktogramy**
- **nástenná, stropná alebo stropná závesná konzola**
- **ochranný kovový kôš**



RAL 9006 RAL 9003

PROFILUX-A / MULTIPROFI-A

- equipped with the mirror effect AL reflector for perfect lighting distribution
- vybavené reflektorom z lešteného hliníka pre perfektnú distribúciu svetla

← → 28m

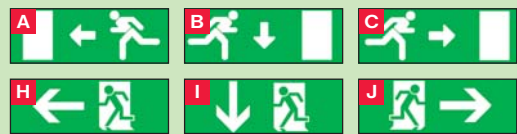


RAL 9006 RAL 9003

PROFILUX-A / MULTIPROFI-A

- Optional self-adhesive pictograms for escape route direction
- príplatkové samolepiace piktogramy pre označenie smeru úniku

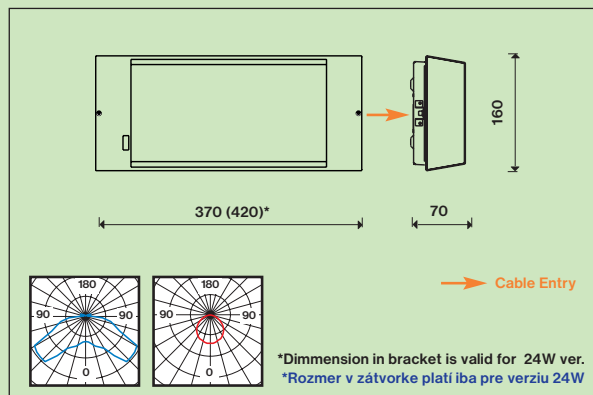
Optional Item / Príplatok	Order Code / objednávaci kód
Self-adhesive „A“ / samolepiaci piktogram „A“	SAM0348
Self-adhesive „B“ / samolepiaci piktogram „B“	SAM0349
Self-adhesive „C“ / samolepiaci piktogram „C“	SAM0350
Self-adhesive „H“ / samolepiaci piktogram „H“	SAM0381
Self-adhesive „I“ / samolepiaci piktogram „I“	SAM0382
Self-adhesive „J“ / samolepiaci piktogram „J“	SAM0383



Optional Labels / Príplatkové piktogramy:

- Self-adhesive pictogram
- **samolepiaci piktogram**
- Viewing Distance 28m / rozoznatelnosť piktogramu 28m





NM/M		PROFILUX-A / MULTIPROFI-A							
W	Type / Typ	Version	Light Source / žiarivka	% Emergency Factor	Battery / Akumulátor	Duration / autonómia	Order Code / obj.kód	Weight	
8	PROFILUX-A 8W.1	NM	8W / G5 / 410 lm	32%	NI-CD 3,6V/1,8Ah	1h	155-B-24	2,4 kg	
8	PROFILUX-A 8W.3	NM	8W / G5 / 410 lm	32%	NI-MH 3,6V/4,0Ah	3h	155-B-26	2,5 kg	
11	PROFILUX-A 11W.1	NM	11W / 2G7 / 900 lm	28%	NI-CD 3,6V/1,8Ah	1h	155-B-28	2,5 kg	
11	PROFILUX-A 11W.3	NM	11W / 2G7 / 900 lm	28%	NI-MH 3,6V/4,0Ah	3h	155-B-30	2,6 kg	
24	PROFILUX-A 24W.1	NM	24W/ 2G11/ 1800 lm	17%	NI-MH 3,6V/4,0Ah	1h	155-B-32	2,9 kg	
8	MULTIPROFI-A 8W.1	NM/M	8W / G5 / 410 lm	32%	NI-CD 3,6V/1,8Ah	1h	155-B-34	2,7 kg	
8	MULTIPROFI-A 8W.3	NM/M	8W / G5 / 410 lm	32%	NI-MH 3,6V/4,0Ah	3h	155-B-36	2,8 kg	
11	MULTIPROFI-A 11W.1	NM/M	11W / 2G7 / 900 lm	28%	NI-CD 3,6V/1,8Ah	1h	155-B-38	2,8 kg	
11	MULTIPROFI-A 11W.3	NM/M	11W / 2G7 / 900 lm	28%	NI-MH 3,6V/4,0Ah	3h	155-B-40	2,9 kg	
24	MULTIPROFI-A 24W.1	NM/M	24W/ 2G11/ 1800 lm	17%	NI-MH 3,6V/4,0Ah	1h	155-B-42	3,2 kg	

AUTOTEST		MULTIPROFI-A-AT							
W	Type / Typ	Version	Light Source / žiarivka	% Emergency Factor	Battery / Akumulátor	Duration / autonómia	Order Code / obj.kód	Weight	
8	MULTIPROFI-A-AT 8W.1	NM/M	8W / G5 / 410 lm	50%	NI-MH 4,8V/2,1Ah	1h	155-B-01	2,6 kg	
8	MULTIPROFI-A-AT 8W.3	NM/M	8W / G5 / 410 lm	50%	NI-MH 4,8V/4,0Ah	3h	155-B-03	2,7 kg	
11	MULTIPROFI-A-AT 11W.1	NM/M	11W / 2G7 / 900 lm	50%	NI-MH 4,8V/3,0Ah	1h	155-B-05	2,7 kg	
11	MULTIPROFI-A-AT 11W.3	NM/M	11W / 2G7 / 900 lm	50%	NI-MH 4,8V/4,0Ah	3h	155-B-14	2,8 kg	

CENTRALTEST ELMAX-LOOK		MULTIPROFI-A-ATXL							
W	Type / Typ	Version	Light Source / žiarivka	% Emergency Factor	Battery / Akumulátor	Duration / autonómia	Order Code / obj.kód	Weight	
8	MULTIPROFI-A-ATXL 8W.1	NM/M	8W / G5 / 410 lm	50%	NI-MH 4,8V/2,1Ah	1h	155-B-60	2,6 kg	
8	MULTIPROFI-A-ATXL 8W.3	NM/M	8W / G5 / 410 lm	50%	NI-MH 4,8V/4,0Ah	3h	155-B-61	2,7 kg	
11	MULTIPROFI-A-ATXL 11W.1	NM/M	11W / 2G7 / 900 lm	50%	NI-MH 4,8V/3,0Ah	1h	155-B-62	2,7 kg	
11	MULTIPROFI-A-ATXL 11W.3	NM/M	11W / 2G7 / 900 lm	50%	NI-MH 4,8V/4,0Ah	3h	155-B-63	2,8 kg	

CENTRAL POWER SUPPLY		C.PROFILUX-A							
W	Type / Typ	Version	Light Source / žiarivka	% Emergency Factor	Power / napájanie	Duration / autonómia	Order Code / obj.kód	Weight	
8	C.PROFILUX-A 8W/ 24V	C	8W / G5 / 410 lm	100%	24V AC/DC	-	155-B-47	2,3 kg	
8	C.PROFILUX-A 8W/ 230V	C	8W / G5 / 410 lm	100%	230V AC/DC	-	155-B-51	2,3 kg	
11	C.PROFILUX-A 11W/ 24V	C	11W / 2G7 / 900 lm	100%	24V AC/DC	-	155-B-46	2,4 kg	
11	C.PROFILUX-A 11W/ 230V	C	11W / 2G7 / 900 lm	100%	230V AC/DC	-	155-B-44	2,4 kg	
24	C.PROFILUX-A 24W/ 230V	C	24W / 2G11 / 1800 lm	100%	230V AC/DC	-	155-B-53	2,6 kg	

AUTOTEST		MULTIPROFI-A-LED-AT							
W	Type / Typ	Version	Light Source / LED	% Emergency Factor	Battery / Akumulátor	Duration / autonómia	Order Code / obj.kód	Weight	
LED	MULTIPROFI-A-3xLED-AT.1	NM/M	LED 3x3W / 140 lm	100%	NI-MH 4,8V/2,1Ah	1h	211-B-08	2,5 kg	
LED	MULTIPROFI-A-5xLED-AT.1	NM/M	LED 5x3W / 240 lm	100%	NI-MH 4,8V/4,0Ah	1h	211-B-00	2,6 kg	

CENTRALTEST ELMAX-LOOK		MULTIPROFI-A-LED-ATXL							
W	Type / Typ	Version	Light Source / LED	% Emergency Factor	Battery / Akumulátor	Duration / autonómia	Order Code / obj.kód	Weight	
LED	MULTIPROFI-A-LED-ATXL.1	NM/M	LED 5x3W / 240 lm	100%	NI-MH 4,8V/4,0Ah	1h	211-B-09	2,6 kg	

CENTRAL POWER SUPPLY		C.PROFILUX-A-LED							
W	Type / Typ	Version	Light Source / LED	% Emergency Factor	Power / napájanie	Duration / autonómia	Order Code / obj.kód	Weight	
LED	C.PROFILUX-A-3xLED	C	LED 3x3W / 140 lm	100%	230V AC/DC	-	211-B-10	2,2 kg	
LED	C.PROFILUX-A-5xLED	C	LED 5x3W / 240 lm	100%	230V AC/DC	-	211-B-03	2,3 kg	

LED



RAL 9006 RAL 9003

PROFILUX-B / MULTIPROFI-B

- equipped with prismatic diffuser for perfect lighting distribution
- vybavené prizmatickým krytom pre perfektnú distribúciu svetla



Lux Design

RAL 9006 RAL 9003

PROFILUX-B / MULTIPROFI-B

- Optional self-adhesive pictograms for escape route direction
- príplatkové samolepiace piktogramy pre označenie smeru úniku



** do not use it for outdoor application / nie je vhodné pre exteriérové aplikácie

DESCRIPTION

POPIS

- Robust non-maintained (NM), maintained (M) or centralised (C) emergency with perfect light distribution available also in all:
- AUTOTEST version (MULTIPROFI-AT),
- CENTRALTEST version for **ELMAX LOOK** (MULTIPROFI-ATXL),
- **NEW version** equipped with long life-time 5x3W LEDs is available ensuring the **light output 240lm with perfect light distribution**
- Conforming to the requirement of EN 60598-2-22
- Design:
 - metal base with PE powder coat finish RAL9006
 - PC impact resistant diffuser
- svietidlo pre **netrvané (NM), trvalé (M) alebo centrálné (C)** núdzové osvetlenie zaručujúce **vysokú hladinu svetelného toku a perfektnú distribúciu svetla**, aj s funkciami:
 - **AUTOTEST** (MULTIPROFI-AT),
 - **CENTRALTEST** pre systém **ELMAX LOOK** (MULTIPROFI-ATXL),
 - **NOVÁ verzia vybavená 5x3W výkonnými LED** diodami so svetelným tokom 240lm, dlhou životnosťou a perfektnou distribúciou svetla
- spĺňa požiadavky európskej normy EN 60598-2-22
- konštrukcia:
 - teleso z lakovanej ocele v RAL9006
 - svetelno-činný kryt z **nerozbitného PC**

STANDARD ACCESSORIES

ŠTANDARDNÁ VÝBAVA

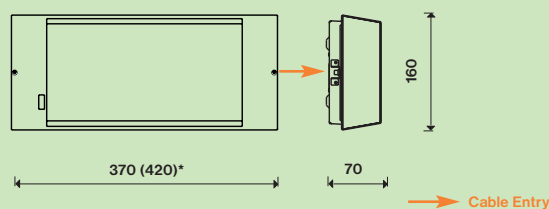
- LEDs indicating both presence of power supply and signaling failures
- TEST button
- signalizácia LED a TEST tlačítko

OPTIONS

PRIPLATKY

- Self-adhesive labels
- Wall or ceiling brackets
- Protective steel cage
- samolepiace piktogramy
- nástenná, stropná alebo stropná závesná konzola
- ochranný kovový kôš

*Dimension in bracket is valid for version 24W
 *Rozmer v zátvorke platí iba pre verziu 24W



NM/M

PROFILUX-B / MULTIPROFI-B

W	Type / Typ	Version	Light Source / žiarivka	% Emergency Factor	Battery / Akumulátor	Duration / autonómia	Order Code / obj.kód	Weight
8	PROFILUX-B 8W.1	NM	8W / G5 / 410 lm	32%	NI-CD 3,6V/1,8Ah	1h	155-B-25	2,4 kg
8	PROFILUX-B 8W.3	NM	8W / G5 / 410 lm	32%	NI-MH 3,6V/4,0Ah	3h	155-B-27	2,5 kg
11	PROFILUX-B 11W.1	NM	11W / 2G7 / 900 lm	28%	NI-CD 3,6V/1,8Ah	1h	155-B-29	2,5 kg
11	PROFILUX-B 11W.3	NM	11W / 2G7 / 900 lm	28%	NI-MH 3,6V/4,0Ah	3h	155-B-31	2,6 kg
24	PROFILUX-B 24W.1	NM	24W / 2G11 / 1800 lm	17%	NI-MH 3,6V/4,0Ah	1h	155-B-33	2,9 kg
8	MULTIPROFI-B 8W.1	NM/M	8W / G5 / 410 lm	32%	NI-CD 3,6V/1,8Ah	1h	155-B-35	2,7 kg
8	MULTIPROFI-B 8W.3	NM/M	8W / G5 / 410 lm	32%	NI-MH 3,6V/4,0Ah	3h	155-B-37	2,8 kg
11	MULTIPROFI-B 11W.1	NM/M	11W / 2G7 / 900 lm	28%	NI-CD 3,6V/1,8Ah	1h	155-B-39	2,8 kg
11	MULTIPROFI-B 11W.3	NM/M	11W / 2G7 / 900 lm	28%	NI-MH 3,6V/4,0Ah	3h	155-B-41	2,9 kg
24	MULTIPROFI-B 24W.1	NM/M	24W / 2G11 / 1800 lm	17%	NI-MH 3,6V/4,0Ah	1h	155-B-43	3,2 kg

AUTOTEST

MULTIPROFI-B-AT

W	Type / Typ	Version	Light Source / žiarivka	% Emergency Factor	Battery / Akumulátor	Duration / autonómia	Order Code / obj.kód	Weight
8	MULTIPROFI-B-AT 8W.1	NM/M	8W / G5 / 410 lm	50%	NI-MH 4,8V/2,1Ah	1h	155-B-00	2,6 kg
8	MULTIPROFI-B-AT 8W.3	NM/M	8W / G5 / 410 lm	50%	NI-MH 4,8V/4,0Ah	3h	155-B-04	2,7 kg
11	MULTIPROFI-B-AT 11W.1	NM/M	11W / 2G7 / 900 lm	50%	NI-MH 4,8V/3,0Ah	1h	155-B-02	2,7 kg
11	MULTIPROFI-B-AT 11W.3	NM/M	11W / 2G7 / 900 lm	50%	NI-MH 4,8V/4,0Ah	3h	155-B-15	2,8 kg

CENTRALTEST ELMAX-LOOK

W	Type / Typ	Version	Light Source / žiarivka	% Emergency Factor	Battery / Akumulátor	Duration / autonómia	Order Code / obj.kód	Weight
8	MULTIPROFI-B-ATXL 8W.1	NM/M	8W / G5 / 410 lm	50%	NI-MH 4,8V/2,1Ah	1h	155-B-64	2,6 kg
8	MULTIPROFI-B-ATXL 8W.3	NM/M	8W / G5 / 410 lm	50%	NI-MH 4,8V/4,0Ah	3h	155-B-65	2,7 kg
11	MULTIPROFI-B-ATXL 11W.1	NM/M	11W / 2G7 / 900 lm	50%	NI-CD 4,8V/2,5Ah	1h	155-B-66	2,7 kg
11	MULTIPROFI-B-ATXL 11W.3	NM/M	11W / 2G7 / 900 lm	50%	NI-MH 4,8V/4,0Ah	3h	155-B-67	2,8 kg

MULTIPROFI-B-ATXL**CENTRAL POWER SUPPLY**

W	Type / Typ	Version	Light Source / žiarivka	% Emergency Factor	Power / napájanie	Duration / autonómia	Order Code / obj.kód	Weight
8	C.PROFILUX-B 8W/ 24V	C	8W / G5 / 410 lm	100%	24V AC/DC	-	155-B-48	2,3 kg
8	C.PROFILUX-B 8W/ 230V	C	8W / G5 / 410 lm	100%	230V AC/DC	-	155-B-49	2,3 kg
11	C.PROFILUX-B 11W/ 24V	C	11W / 2G7 / 900 lm	100%	24V AC/DC	-	155-B-54	2,4 kg
11	C.PROFILUX-B 11W/ 230V	C	11W / 2G7 / 900 lm	100%	230V AC/DC	-	155-B-55	2,4 kg
24	C.PROFILUX-B 24W/ 230V	C	24W / 2G11 / 1800 lm	100%	230V AC/DC	-	155-B-56	2,6 kg

C.PROFILUX-B**AUTOTEST**

W	Type / Typ	Version	Light Source / LED	% Emergency Factor	Battery / Akumulátor	Duration / autonómia	Order Code / obj.kód	Weight
LED	MULTIPROFI-B-3xLED-AT.1	NM/M	LED 3x3W / 140 lm	100%	NI-MH 4,8V/2,1Ah	1h	211-B-11	2,5 kg
LED	MULTIPROFI-B-5xLED-AT.1	NM/M	LED 5x3W / 240 lm	100%	NI-MH 4,8V/4,0Ah	1h	211-B-04	2,6 kg

MULTIPROFI-B-LED-AT**CENTRALTEST ELMAX-LOOK**


W	Type / Typ	Version	Light Source / LED	% Emergency Factor	Battery / Akumulátor	Duration / autonómia	Order Code / obj.kód	Weight
LED	MULTIPROFI-B-LED-ATXL.1	NM/M	LED 5x3W / 240 lm	100%	NI-MH 4,8V/4,0Ah	1h	211-B-12	2,6 kg

MULTIPROFI-B-LED-ATXL**CENTRAL POWER SUPPLY**

W	Type / Typ	Version	Light Source / LED	% Emergency Factor	Power / napájanie	Duration / autonómia	Order Code / obj.kód	Weight
LED	C.PROFILUX-B-3xLED 230V	C	LED 3x3W / 140 lm	100%	230V AC/DC	-	211-B-13	2,2 kg
LED	C.PROFILUX-B-5xLED 230V	C	LED 5x3W / 240 lm	100%	230V AC/DC	-	211-B-06	2,3 kg

C.PROFILUX-B-LED

Optional Item / Príplatok	Order Code / objednávaci kód
Self-adhesive „A“ / samolepiaci piktogram „A“	SAM0340
Self-adhesive „B“ / samolepiaci piktogram „B“	SAM0341
Self-adhesive „C“ / samolepiaci piktogram „C“	SAM0342
Self-adhesive „H“ / samolepiaci piktogram „H“	SAM0378
Self-adhesive „I“ / samolepiaci piktogram „I“	SAM0379
Self-adhesive „J“ / samolepiaci piktogram „J“	SAM0380

**Options:**

- Self-adhesive pictogram - Viewing Distance 28m


Príplatky:

- Samolepiaci piktogram - rozoznatelnosť piktogramu 28m



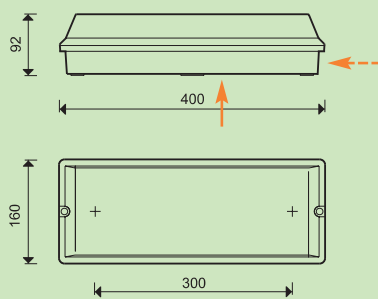
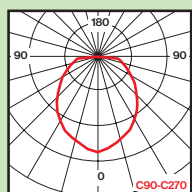
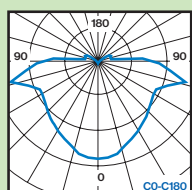
LED


ZigBee
 Wireless Control
 OPTION AVAILABLE

 26m

SETRO / MULTISETRO

- Robust design (PC body)
- svetidlo vhodné pre aplikácie s vyššími nárokmi na mechanickú odolnosť


 Cable Entry ( Optional Cable Entry)


DESCRIPTION

POPIS

- Robust all wall/ceiling mounting all non-maintained (NM), maintained (M) or centralised (C) emergency lighting available also in all:
- AUTOTEST version (MULTISETRO-AT),
- CENTRALTEST version for **ELMAX LOOK** (MULTISETRO-ATXL), (see also **SEC-ELMAX LOOK + ELMAX-ZigBee** on pages 162-165)
- **NEW version** equipped with long life-time 5x3W **LEDs** is available ensuring the **light output 240lm with perfect light distribution**
- Conforming to the requirement of EN 60598-2-22
- Design: Body made of PC
- mechanicky odolné nástenné/stropné svetidlo pre **netrvalé (NM), trvalé (M)** alebo **centrálne (C)** núdzové osvetlenie pre aplikácie so zvýšeným rizikom poškodenia, aj s funkciami:
- **AUTOTEST** (MULTISETRO-AT),
- **CENTRALTEST** pre systém **ELMAX LOOK** (MULTISETRO-ATXL), (pozri systémy **ELMAX LOOK + ELMAX ZigBee** str.162-165)
- **NOVÁ verzia vybavená 5x3W výkonnými LED** diodami so svetelným tokom 240lm, dlhou životnosťou a perfektnou distribúciou svetla
- spĺňa požiadavky európskej normy EN 60598-2-22
- konštrukcia: PC polykarbonát nerozbitný

STANDARD ACCESSORIES

ŠTANDARDNÁ VÝBAVA

- 3pcs of self-adhesive pictograms (standard set A,B,C)
- LEDs indicating presence of power supply
- TEST button
- 3ks **piktogramov** (štandardne A,B,C)
- signalizácia LED a TEST tlačítko



OPTIONS

PRÍPLATKY

- Self-adhesive labels (set H,I,J)
- Wall or ceiling mounting brackets
- Protective steel cage
- Side cable entry
- samolepiace piktogramy sada H,I,J
- nástenná alebo stropná konzola
- ochranný kovový kôš
- bočná prechodka



NM/M

SETRO / MULTISETRO

W	Type / Typ	Version	Light Source / žiarivka	% Emergency Factor	Battery / Akumulátor	Duration / autonómia	Order Code / obj.kód	Weight
8	SETRO 8W.1	NM	8W / G5 / 410 lm	32%	NI-CD 3,6V/1,8Ah	1h	11-B-33	1,6 kg
8	SETRO 8W.3	NM	8W / G5 / 410 lm	32%	NI-MH 3,6V/4,0Ah	3h	11-B-01	1,8 kg
11	SETRO 11W.1	NM	11W / 2G7 / 900 lm	28%	NI-CD 3,6V/1,8Ah	1h	11-B-02	1,7 kg
11	SETRO 11W.3	NM	11W / 2G7 / 900 lm	28%	NI-MH 3,6V/4,0Ah	3h	11-B-35	1,9 kg
24	SETRO 24W.1	NM	24W / 2G11/1800 lm	17%	NI-CD 3,6V/2,5Ah	1h	11-B-15	1,9 kg
24	SETRO 24W.3	NM	24W / 2G11/1800 lm	17%	NI-MH 3,6V/7,0Ah	3h	11-B-54	2,1 kg
8	MULTISETRO 8W.1	NM/M	8W / G5 / 410 lm	32%	NI-CD 3,6V/1,8Ah	1h	11-B-32	1,9 kg
8	MULTISETRO 8W.3	NM/M	8W / G5 / 410 lm	32%	NI-MH 3,6V/4,0Ah	3h	11-B-04	2,1 kg
11	MULTISETRO 11W.1	NM/M	11W / 2G7 / 900 lm	28%	NI-CD 3,6V/1,8Ah	1h	11-B-05	2,0 kg
11	MULTISETRO 11W.3	NM/M	11W / 2G7 / 900 lm	28%	NI-MH 3,6V/4,0Ah	3h	11-B-36	2,2 kg

AUTOTEST

MULTISETRO-AT

W	Type / Typ	Version	Light Source / žiarivka	% Emergency Factor	Battery / Akumulátor	Duration / autonómia	Order Code / obj.kód	Weight
8	MULTISETRO-AT 8W.1	NM/M	8W / G5 / 410 lm	50%	NI-MH 4,8V/2,1Ah	1h	11-B-25	1,6 kg
11	MULTISETRO-AT 11W.1	NM/M	11W / 2G7 / 900 lm	50%	NI-MH 4,8V/3,0Ah	1h	11-B-26	1,7 kg



CENTRALTEST ELMAX-LOOK

W	Type / Typ	Version	Light Source / žiarivka	% Emergency Factor	Battery / Akumulátor	Duration / autonómia	Order Code / obj.kód	Weight
8	MULTISETRO-ATXL 8W.1	NM/M	8W / G5 / 410 lm	50%	NI-MH 4,8V/2,1Ah	1h	11-B-42	1,6 kg
11	MULTISETRO-ATXL 11W.1	NM/M	11W / 2G7 / 900 lm	50%	NI-MH 4,8V/3,0Ah	1h	11-B-41	1,7 kg

MULTISETRO-ATXL

CENTRAL POWER SUPPLY

W	Type / Typ	Version	Light Source / žiarivka	% Emergency Factor	Power / Napätie	Duration / autonómia	Order Code / obj.kód	Weight
8	C.SETRO 8W/24V	C	8W / G5 / 410 lm	100%	24V AC/DC	-	11-B-06	1,4 kg
8	C.SETRO 8W/230V	C	8W / G5 / 410 lm	100%	230V AC/DC	-	11-B-09	1,4 kg
11	C.SETRO 11W/24V	C	11W / 2G7 / 900 lm	100%	24V AC/DC	-	11-B-18	1,5 kg
11	C.SETRO 11W/230V	C	11W / 2G7 / 900 lm	100%	230V AC/DC	-	11-B-23	1,5 kg
24	C.SETRO 24W/24V	C	24W / 2G11/1800 lm	100%	24V DC	-	11-B-20	1,6 kg
24	C.SETRO 24W/230V	C	24W / 2G11/1800 lm	100%	230V AC/DC	-	11-B-21	1,6 kg

C.SETRO

AUTOTEST

W	Type / Typ	Version	Light Source / LED	% Emergency Factor	Battery / Akumulátor	Duration / autonómia	Order Code / obj.kód	Weight
LED	MULTISETRO-3xLED-AT.1	NM/M	LED 3x3W / 140 lm	100%	NI-MH 4,8V/2,1Ah	1h	11-B-55	1,6 kg
LED	MULTISETRO-5xLED-AT.1	NM/M	LED 5x3W / 240lm	100%	NI-MH 4,8V/4,0Ah	1h	11-B-37	1,7 kg

MULTISETRO-LED-AT

CENTRALTEST ELMAX-LOOK

W	Type / Typ	Version	Light Source / LED	% Emergency Factor	Battery / Akumulátor	Duration / autonómia	Order Code / obj.kód	Weight
LED	MULTISETRO-LED-ATXL.1	NM/M	LED 5x3W / 240 lm	100%	NI-MH 4,8V/4,0Ah	1h	11-B-56	2,6 kg

MULTISETRO-LED-ATXL

CENTRAL POWER SUPPLY

W	Type / Typ	Version	Light Source / LED	% Emergency Factor	Power / Napätie	Duration / autonómia	Order Code / obj.kód	Weight
LED	C.SETRO-3xLED/230V AC/DC	C	LED 3x3W / 140lm	100%	230V AC/DC	-	11-B-57	1,3 kg
LED	C.SETRO-5xLED/230V AC/DC	C	LED 5x3W / 240lm	100%	230V AC/DC	-	11-B-39	1,4 kg

C.SETRO-LED



230V AC 24V DC 11W 18W 1-3h I IP20



DESCRIPTION

POPIS

- Non-maintained (NM) or centralised (C) emergency lighting with slim design ensuring both high level of the lumious flux
- Conforming to the requirement of EN 60598-2-22
- Design:
 - metal base with RAL9003 PE powder coat finish
 - PMMA diffuser
- svetidlo pre **netrválne (NM)** alebo **centrálne (C)** núdzové osvetlenie zaručujúce **vysokú hladinu svetelného toku súčasne s presvetlením piktogramu**
- spĺňa požiadavky európskej normy EN 60598-2-22
- konštrukcia:
 - lakovaná oceľ v RAL9003
 - svetelno-činný kryt PMMA

STANDARD ACCESSORIES

ŠTANDARDNÁ VÝBAVA

- Set of 3pcs self-adhesive pictograms
- LEDs indicating presence of power supply
- TEST button
- sada 3ks samolepiacich piktogramov
- signalizácia LED a TEST tlačítko



OPTIONS

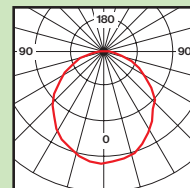
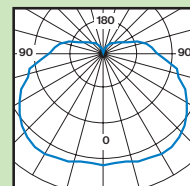
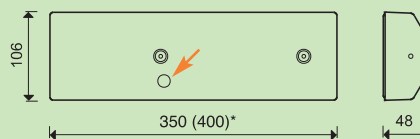
PRÍPLATKY

- Wall or ceiling brackets
- Protective steel cage
- nástenná, stropná alebo stropná závesná konzola
- ochranný kovový kôš

12m



Cable Entry



Dimension in bracket is valid for C.PIKOLUX 24W
 Rozmer v zátvorke platí iba pre C.PIKOLUX 24W



NM

PIKOLUX

W	Type / Typ	Version	Light Source / žiarivka	% Emergency Factor	Battery / Akumulátor	Duration / autonómia	Order Code / obj.kód	Weight
11	PIKOLUX 11W.B	NM	11W / 2G7 / 900 lm	19%	NI-MH 4,8V/0,85Ah	1h	03-B-14	0,9 kg
	PIKOLUX 11W.1	NM	11W / 2G7 / 900 lm	34%	NI-MH 4,8V/2,1Ah	1h	03-B-15	1,0 kg
	PIKOLUX 11W.2	NM	11W / 2G7 / 900 lm	17%	NI-MH 4,8V/2,1Ah	2h	03-B-16	1,1 kg
	PIKOLUX 11W.3	NM	11W / 2G7 / 900 lm	22%	NI-MH 4,8V/3,0Ah	3h	03-B-24	1,2 kg
18	PIKOLUX 18W.1	NM	18W / 2G11/ 1200lm	40%	NI-MH 4,8V/3,0Ah	1h	03-B-17	1,3 kg

CENTRAL POWER SUPPLY

C.PIKOLUX

W	Type / Typ	Version	Light Source / žiarivka	% Emergency Factor	Power / Napätie	Duration / autonómia	Order Code / obj.kód	Weight
18	C.PIKOLUX 18W/ 24V	C	18W / 2G11/ 1200lm	100%	24V DC	-	03-B-05	1,2 kg
18	C.PIKOLUX 18W/ 230V	C	18W / 2G11/ 1200lm	100%	230V AC/DC	-	03-B-08	1,2 kg

230V AC 24V AC/DC 8W 11W 1-3h II IP44



DESCRIPTION

POPIS

- Non-maintained (NM), maintained (M) or centralised (C) emergency lighting with unique design ensuring both high level of the lumious flux and good viewing distance of pictogram (legend)
- Conforming to the requirement of EN 60598-2-22
- Design:
 - PP base
 - PMMA diffuser
- svetidlo pre **netvalé (NM), trvalé (M)** alebo **centrálné (C)** núdzové osvetlenie zaručujúce **vysokú hladinu svetelného toku a perfektnú distribúciu svetla** (excentricky umiestnený svetelný zdroj = smerovanie svetelného toku do požadovaného priestoru)
- spĺňa požiadavky európskej normy EN 60598-2-22
- konštrukcia:
 - teleso z PP
 - svetelno-činný kryt PMMA

STANDARD ACCESSORIES

ŠTANDARDNÁ VÝBAVA


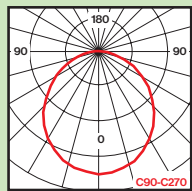
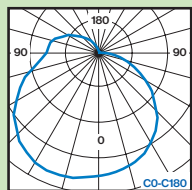
- Set of 3pcs self-adhesive pictograms
- LED indicating presence of power supply
- TEST button
- sada 3ks samolepiacich piktogramov
- signalizácia LED a TEST tlačítko




OPTIONS

PRÍPLATKY

- Wall or ceiling brackets
- Protective steel cage
- nástenná, stropná alebo stropná závesná konzola
- ochranný kovový kôš



→ Cable Entry



NM/M


TMTLUX (NM) / MULTILUX (M)

W	Type / Typ	Version	Light Source / žiarivka	% Emergency Factor	Battery / Akumulátor	Duration / autonómia	Order Code / obj.kód	Weight
8	TMTLUX 8W.1	NM	8W / G5 / 410 lm	32%	NI-MH 4,8V/0,85Ah	1h	01-B-26	1,1 kg
	TMTLUX 8W.2	NM	8W / G5 / 410 lm	32%	NI-CD 3,6V/2,5Ah	2h	01-B-40	1,2 kg
	TMTLUX 8W.3	NM	8W / G5 / 410 lm	32%	NI-MH 3,6V/4,0Ah	3h	01-B-41	1,4 kg
11	TMTLUX 11W.1	NM	11W / 2G7 / 900 lm	28%	NI-CD 3,6V/1,8Ah	1h	01-B-45	1,2 kg
	TMTLUX 11W.3	NM	11W / 2G7 / 900 lm	28%	NI-MH 3,6V/4,0Ah	3h	01-B-47	1,5 kg
8	MULTILUX 8W.1	M	8W / G5 / 410 lm	32%	NI-CD 3,6V/1,8Ah	1h	01-B-36	1,8 kg
	MULTILUX 8W.2	M	8W / G5 / 410 lm	32%	NI-CD 3,6V/2,5Ah	2h	01-B-37	1,9 kg
	MULTILUX 8W.3	M	8W / G5 / 410 lm	32%	NI-MH 3,6V/4,0Ah	3h	01-B-38	2,0 kg
11	MULTILUX 11W.1	M	11W / 2G7 / 900 lm	28%	NI-CD 3,6V/1,8Ah	1h	01-B-42	1,5 kg
	MULTILUX 11W.3	M	11W / 2G7 / 900 lm	28%	NI-MH 3,6V/4,0Ah	3h	01-B-44	1,6 kg

CENTRAL POWER SUPPLY

C.TMTLUX

W	Type / Typ	Version	Light Source / žiarivka	% Emergency Factor	Power / Napätie	Duration / autonómia	Order Code / obj.kód	Weight
8	C.TMTLUX 8W / 230V	C	8W / G5 / 410 lm	100%	230V AC/DC	-	01-B-09	1,1 kg
11	C.TMTLUX 11W / 230V	C	11W / 2G7 / 900 lm	100%	230V AC/DC	-	01-B-13	1,1 kg



Lux Design

DESCRIPTION **POPIS**

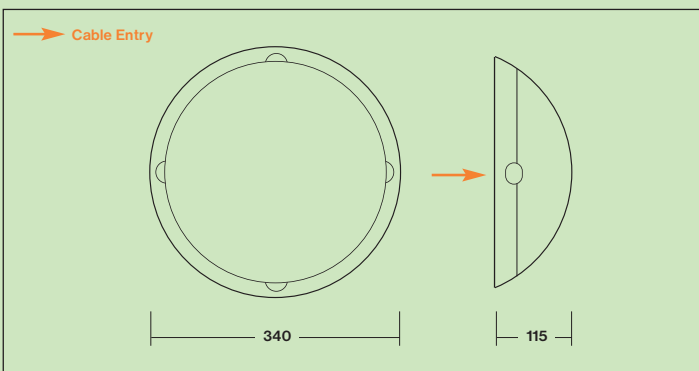
- All Non-maintained (NM), maintained (M) or centralised (C) emergency lighting with robust but nice round shape design available also in all:
 - AUTOTEST version (MULTIHILL-AT),
 - CENTRALTEST version for **ELMAX LOOK** (MULTIHILL-ATXL), (see also **ELMAX LOOK** on pages 162-165)
- **LED version** equipped with long life-time **powerful 3W LEDs**
- Conforming to the requirement of EN 60598-2-22
- Design: PC impact resistant body
- svietidlo pre **netrvalé (NM), trvalé (M)** alebo **centrálne (C)** núdzové osvetlenie s mechanickou odolnosťou a zároveň pekným tvarom, aj s funkciami:
 - **AUTOTEST** (MULTIHILL-AT),
 - **CENTRALTEST** pre systém **ELMAX LOOK** (MULTIHILL-ATXL), (pozri systémy **ELMAX LOOK + ELMAX ZigBee** str.162-165)
- v ponuke aj **LED verzia s výkonnými LED 3W**
- spĺňa požiadavky európskej normy EN 60598-2-22
- konštrukcia: teleso z **nerozbitného PC**

STANDARD ACCESSORIES **ŠTANDARDNÁ VÝBAVA**

- LEDs indicating presence of power supply + TEST button
- signalizácia LED a TEST tlačítko

OPTIONS **PRIPLATKY**

- Set of 3pcs self-adhesive pictograms
- sada 3ks samolepiacich piktogramov



NM **HILLLUX**

W	Type / Typ	Version	Light Source / žiarivka	% Emergency Factor	Battery / Akumulátor	Duration / autonómia	Order Code / obj.kód	Weight
18	HILLLUX 18W.1	NM	18W / G24 / 1200lm	18%	NI-CD 3,6V/1,8Ah	1h	261-B-01	1,8 kg
18	HILLLUX 18W.3	NM	18W / G24 / 1200lm	18%	NI-MH 3,6V/3,0Ah	3h	261-B-02	2,0 kg

CENTRAL POWER SUPPLY **C.HILLLUX**

W	Type / Typ	Version	Light Source / žiarivka	% Emergency Factor	Power / Napätie	Duration / autonómia	Order Code / obj.kód	Weight
18	C.HILLLUX 18W/24V DC	C	18W / G24 / 1200lm	100%	24V DC	-	261-B-05	1,5 kg
18	C.HILLLUX 18W/230V AC/DC	C	18W / G24 / 1200lm	100%	230V AC/DC	-	261-B-06	1,5 kg

AUTOTEST **MULTIHILL-LED-AT**

W	Type / Typ	Version	Light Source / žiarivka	% Emergency Factor	Battery / Akumulátor	Duration / autonómia	Order Code / obj.kód	Weight
LED	MULTIHILL-LED-AT.1	NM/M	5x LED	100%	NI-MH 4,8V/4,0Ah	1h	261-B-07	1,6 kg


CENTRALTEST ELMAX-LOOK **MULTIHILL-LED-ATXL**

W	Type / Typ	Version	Light Source / žiarivka	% Emergency Factor	Battery / Akumulátor	Duration / autonómia	Order Code / obj.kód	Weight
LED	MULTIHILL-LED-ATXL.1	NM/M	5x LED	100%	NI-MH 4,8V/4,0Ah	1h	261-B-08	1,6 kg

CENTRAL POWER SUPPLY **C.HILLLUX-LED**

W	Type / Typ	Version	Light Source / žiarivka	% Emergency Factor	Power / Napätie	Duration / autonómia	Order Code / obj.kód	Weight
LED	C.HILLLUX-LED 230V AC/DC	C	5x LED	100%	230V AC/DC	-	261-B-09	1,3 kg

LED

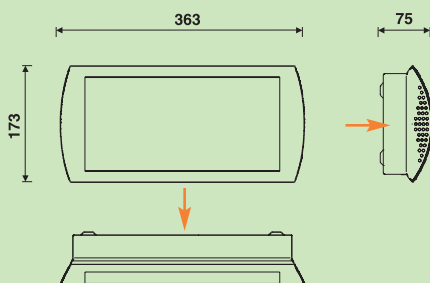
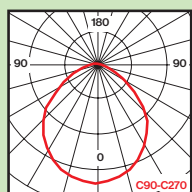
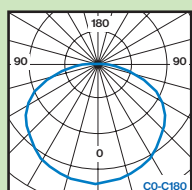


Lux Design

RAL 9006 RAL 9003

PRIMALUX / MULTIPRIMA

- Standard version, no pictogram (it must be ordered separately)
- základná verzia, piktoqram/plexi s pikto musia byť objednané zvlášť



Cable Entry



DESCRIPTION

POPIS

- Non-maintained (NM), maintained (M) or centralised (C) emergency lighting with slim design and perfect light distribution available also in all:
 - AUTOTEST version (MULTIPRIMA-AT),
 - CENTRALTEST version for **ELMAX LOOK** (MULTIPRIMA-ATXL), (see also **SEC-ELMAX LOOK + ELMAX ZigBee** on page 162-165)
- **NEW version** equipped with long life-time 5x3W LEDs is available ensuring the **light output 240lm with perfect light distribution**
- Conforming to the requirement of EN 60598-2-22
- Design:
 - Body made of metal with PE powder coat finish RAL9006
 - PMMA foil diffuser
- svetidlo pre **netrvalé (NM), trvalé (M)** alebo **centrálne (C)** núdzové osvetlenie zaručujúce **vysokú hladinu svetelného toku a perfektnú distribúciu svetla**, aj s funkciami:
 - **AUTOTEST** (MULTIPRIMA-AT),
 - **CENTRALTEST** pre systém **ELMAX LOOK** (MULTIPRIMA-ATXL), (pozri systémy **ELMAX LOOK + ELMAX ZigBee** str.162-165)
- **NOVÁ verzia vybavená 5x3W výkonnými LED** diodami so svetelným tokom 240lm, dlhou životnosťou a perfektnou distribúciou svetla
- spĺňa požiadavky európskej normy EN 60598-2-22
- konštrukcia:
 - teleso z lakovanej ocele v RAL9006
 - svetelno-činný kryt z fólie PMMA

STANDARD ACCESSORIES

ŠTANDARDNÁ VÝBAVA

- LEDs indicating presence of power supply and TEST button
- signalizácia LED a TEST tlačítko

OPTIONS

PRIPLATKY

- Wall or ceiling brackets
- Protective steel cage
- nástenná, stropná alebo stropná závesná konzola
- ochranný kovový kôš

NM/M

W	Type / Typ	Version	Light Source / žiarivka	% Emergency Factor	Battery / Akumulátor	Duration / autonómia	Order Code / obj.kód	Weight
11	PRIMALUX 11W.1	NM	11W / 2G7 / 900 lm	28%	NI-CD 3,6V/1,8Ah	1h	83-B-05	2,4 kg
11	PRIMALUX 11W.3	NM	11W / 2G7 / 900 lm	28%	NI-MH 3,6V/4,0Ah	3h	83-B-06	2,5 kg
18	PRIMALUX 18W.1	NM	18W / 2G11 / 1200 lm	18%	NI-CD 3,6V/1,8Ah	1h	83-B-09	2,5 kg
18	PRIMALUX 18W.3	NM	18W / 2G11 / 1200 lm	18%	NI-MH 3,6V/4,0Ah	3h	83-B-10	2,7 kg
11	MULTIPRIMA 11W.1	NM/M	11W / 2G7 / 900 lm	32%	NI-CD 3,6V/1,8Ah	1h	83-B-07	2,7 kg
11	MULTIPRIMA 11W.3	NM/M	11W / 2G7 / 900 lm	32%	NI-MH 3,6V/4,0Ah	3h	83-B-08	2,8 kg

PRIMALUX / MULTIPRIMA

AUTOTEST

W	Type / Typ	Version	Light Source / žiarivka	% Emergency Factor	Battery / Akumulátor	Duration / autonómia	Order Code / obj.kód	Weight
8	MULTIPRIMA-AT 8W.1	NM/M	8W / G5 / 410 lm	50%	NI-MH 4,8V/2,1Ah	1h	83-B-13	2,5 kg
8	MULTIPRIMA-AT 8W.3	NM/M	8W / G5 / 410 lm	50%	NI-MH 4,8V/4,0Ah	3h	83-B-17	2,6 kg

MULTIPRIMA-AT

CENTRALTEST ELMAX-LOOK

W	Type / Typ	Version	Light Source / žiarivka	% Emergency Factor	Battery / Akumulátor	Duration / autonómia	Order Code / obj.kód	Weight
8	MULTIPRIMA-ATXL 8W.1	NM/M	8W / G5 / 410 lm	50%	NI-MH 4,8V/2,1Ah	1h	83-B-55	2,5 kg
8	MULTIPRIMA-ATXL 8W.3	NM/M	8W / G5 / 410 lm	50%	NI-MH 4,8V/4,0Ah	3h	83-B-56	2,6 kg

MULTIPRIMA-ATXL

CENTRAL POWER SUPPLY

W	Type / Typ	Version	Light Source / žiarivka	% Emergency Factor	Power / Napájanie	Duration / autonómia	Order Code / obj.kód	Weight
8	C.PRIMALUX 8W/24V	C	8W / G5 / 410 lm	100%	24V AC/DC	-	83-B-33	2,2 kg
8	C.PRIMALUX 8W/230V	C	8W / G5 / 410 lm	100%	230V AC/DC	-	83-B-34	2,2 kg
11	C.PRIMALUX 11W/24V	C	11W / 2G7 / 900 lm	100%	24V AC/DC	-	83-B-20	2,2 kg
11	C.PRIMALUX 11W/230V	C	11W / 2G7 / 900 lm	100%	230V AC/DC	-	83-B-14	2,2 kg
18	C.PRIMALUX 18W/24V DC	C	18W / 2G11 / 1200 lm	100%	24V DC	-	83-B-19	2,2 kg
18	C.PRIMALUX 18W/230V	C	18W / 2G11 / 1200 lm	100%	230V AC/DC	-	83-B-26	2,2 kg

C.PRIMALUX

AUTOTEST**MULTIPRIMA-LED-AT**

W	Type / Typ	Version	Light Source / LED	% Emergency Factor	Battery / Akumulátor	Duration / autonómia	Order Code / obj.kód	Weight
LED	MULTIPRIMA-LED-AT.1	NM/M	LED 5x3W / 240 lm	100%	NI-MH 4,8V/4,0Ah	1h	83-B-31	2,5 kg

CENTRALTEST ELMAX-LOOK**MULTIPRIMA-LED-ATXL**

W	Type / Typ	Version	Light Source / LED	% Emergency Factor	Battery / Akumulátor	Duration / autonómia	Order Code / obj.kód	Weight
LED	MULTIPRIMA-LED-ATXL.1	NM/M	LED 5x3W / 240 lm	100%	NI-MH 4,8V/4,0Ah	1h	83-B-59	2,6 kg

ELMAX-LOOK Module**MULTIPRIMA-LED-ATXL Module**


W	Type / Typ	Version	Light Source / LED	% Emergency Factor	Battery / Akumulátor	Duration / autonómia	Order Code / obj.kód	Weight
LED	ELMAX LOOK ATXL Modul (just slide it into MULTIPRIMA-AT-LED for ELMAX / vsuňte do svetidla MULTIPRIMA-LED-AT)						188-B-04-03	-

CENTRAL POWER SUPPLY**C.PRIMALUX-LED**

W	Type / Typ	Version	Light Source / LED	% Emergency Factor	Power / Napájanie	Duration / autonómia	Order Code / obj.kód	Weight
LED	C.PRIMALUX-LED/230V	C	LED 5x3W / 240 lm	100%	230V AC/DC	-	83-B-35	2,2 kg

Optional Item / Príplatok**Order Code / objednávaci kód**

Foil picto „A“+Frame / pikto fólia „A“+rámik	83-B-05-12-00
Foil picto „B“+Frame / pikto fólia „B“+rámik	83-B-05-13-00
Foil picto „C“+Frame / pikto fólia „C“+rámik	83-B-05-11-00
Foil picto „H“+Frame / pikto fólia „H“+rámik	83-B-05-19-00
Foil picto „I“+Frame / pikto fólia „I“+rámik	83-B-05-20-00
Foil picto „J“+Frame / pikto fólia „J“+rámik	83-B-05-21-00

**Pictograms / Piktogramy:**

- Foil pictogram (must be specified in the order separately, otherwise will be delivered the standard opal diffuser, no picto)
- Viewing Distance 25m
- fóliový piktogram (v prípade potreby nutné špecifikovať v objednávke, inak verzia bez piktogramu)
- rozoznatelnosť piktogramu 25m



RAL 9006	RAL 9003
----------	----------

PICTOGRAM / KRYT S PIKTOGRAMOM

- If you need the pictogram on the diffuser please note it in order
- ak požadujete verziu s piktogramom, jeho typ musí byť špecif. v objednávke





Lux Design

PRIMALUX / MULTIPRIMA

- Ceiling mounting version with suspended plexi
- stropná verzia so závesným plexi s piktoqramom

RAL 9006 RAL 9003

230V AC	24V AC/DC	8W	11W	LED	1-3h
AUTO TEST	CENTRAL TEST	F	CE	I	IP20



DESCRIPTION POPIS

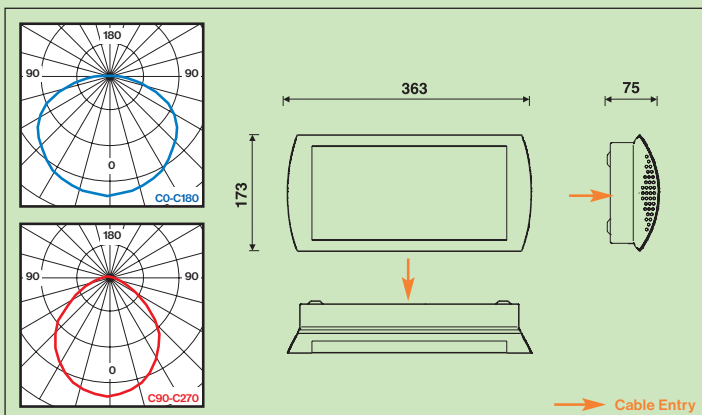
- Non-maintained (NM), maintained (M) or centralised (C) emergency lighting with slim design and suspended plexi:
 - AUTOTEST version (MULTIPRIMA-AT),
 - CENTRALTEST version for **ELMAX LOOK** (MULTIPRIMA-ATXL), (see also **SEC-ELMAX LOOK + ELMAX ZigBee** on pages 162-165)
- **NEW version** equipped with long life-time 5x3W LEDs is available ensuring the **light output 240lm with perfect light distribution**
- Conforming to the requirement of EN 60598-2-22
- Design:
 - Body made of metal with PE powder coat finish RAL9006
 - PMMA diffuser
- stropné svetidlo pre **netrvalé (NM)**, **trvalé (M)** alebo **centrálne (C)** núdzové osvetlenie so závesným plexi pre označenie smeru únikovej cesty, aj s funkciami:
 - **AUTOTEST** (MULTIPRIMA-AT),
 - **CENTRALTEST** pre systém **ELMAX LOOK** (MULTIPRIMA-ATXL), (pozri systémy **ELMAX LOOK + ELMAX ZigBee** str.162-165)
 - **NOVÁ verzia vybavená 5x3W výkonnými LED** diodami so svetelným tokom 240lm, dlhou životnosťou a perfektnou distribúciou svetla
 - spĺňa požiadavky európskej normy EN 60598-2-22
 - konštrukcia:
 - teleso z lakovanej ocele v RAL9006
 - svetelno-činný kryt z PMMA

STANDARD ACCESSORIES ŠTANDARDNÁ VÝBAVA

- LEDs indicating presence of power supply and TEST button
- signalizácia LED a TEST tlačítko

OPTIONS PRIPLATKY

- Wall or ceiling brackets
- Protective steel cage
- nástenná, stropná alebo stropná závesná konzola
- ochranný kovový kôš



NM/M

W	Type / Typ	Version	Light Source / žiarivka	% Emergency Factor	Battery / Akumulátor	Duration / autonómia	Order Code / obj.kód	Weight
11	PRIMALUX 11W.1	NM	11W / 2G7 / 900 lm	28%	NI-CD 3,6V/1,8Ah	1h	83-B-36	2,4 kg
11	PRIMALUX 11W.3	NM	11W / 2G7 / 900 lm	28%	NI-MH 3,6V/4,0Ah	3h	83-B-37	2,5 kg
18	PRIMALUX 18W.1	NM	18W / 2G11 / 1200 lm	18%	NI-CD 3,6V/1,8Ah	1h	83-B-38	2,5 kg
18	PRIMALUX 18W.3	NM	18W / 2G11 / 1200 lm	18%	NI-MH 3,6V/4,0Ah	3h	83-B-39	2,7 kg
11	MULTIPRIMA 11W.1	NM/M	11W / 2G7 / 900 lm	32%	NI-CD 3,6V/1,8Ah	1h	83-B-16	2,7 kg
11	MULTIPRIMA 11W.3	NM/M	11W / 2G7 / 900 lm	32%	NI-MH 3,6V/4,0Ah	3h	83-B-27	2,8 kg

PRIMALUX / MULTIPRIMA

AUTOTEST

W	Type / Typ	Version	Light Source / žiarivka	% Emergency Factor	Battery / Akumulátor	Duration / autonómia	Order Code / obj.kód	Weight
8	MULTIPRIMA-AT 8W.1	NM/M	8W / G5 / 410 lm	50%	NI-MH 4,8V/2,1Ah	1h	83-B-40	2,5 kg
8	MULTIPRIMA-AT 8W.3	NM/M	8W / G5 / 410 lm	50%	NI-MH 4,8V/4,0Ah	3h	83-B-41	2,6 kg

MULTIPRIMA-AT

CENTRAL POWER SUPPLY

W	Type / Typ	Version	Light Source / žiarivka	% Emergency Factor	Power / Napájanie	Duration / autonómia	Order Code / obj.kód	Weight
8	C.PRIMALUX 8W/24V	C	8W / G5 / 410 lm	100%	24V AC/DC	-	83-B-48	2,2 kg
8	C.PRIMALUX 8W/230V	C	8W / G5 / 410 lm	100%	230V AC/DC	-	83-B-49	2,2 kg
11	C.PRIMALUX 11W/24V	C	11W / 2G7 / 900 lm	100%	24V AC/DC	-	83-B-51	2,2 kg
11	C.PRIMALUX 11W/230V	C	11W / 2G7 / 900 lm	100%	230V AC/DC	-	83-B-52	2,2 kg
18	C.PRIMALUX 18W/24V DC	C	18W / 2G11 / 1200 lm	100%	24V DC	-	83-B-53	2,2 kg
18	C.PRIMALUX 18W/230V	C	18W / 2G11 / 1200 lm	100%	230V AC/DC	-	83-B-54	2,2 kg

C.PRIMALUX

CENTRALTEST ELMAX-LOOK

W	Type / Typ	Version	Light Source / žiarivka	% Emergency Factor	Battery / Akumulátor	Duration / autonómia	Order Code / obj.kód	Weight
8	MULTIPRIMA-ATXL 8W.1	NM/M	8W / G5 / 410 lm	50%	NI-MH 4,8V/2,1Ah	1h	83-B-57	2,5 kg
8	MULTIPRIMA-ATXL 8W.3	NM/M	8W / G5 / 410 lm	50%	NI-MH 4,8V/4,0Ah	3h	83-B-58	2,6 kg

MULTIPRIMA-ATXL

AUTOTEST**MULTIPRIMA-LED-AT**

W	Type / Typ	Version	Light Source / LED	% Emergency Factor	Battery / Akumulátor	Duration / autonómia	Order Code / obj.kód	Weight
LED	MULTIPRIMA-LED-AT.1	NM/M	LED 5x3W / 240 lm	100%	NI-MH 4,8V/4,0Ah	1h	83-B-42	2,5 kg

CENTRALTEST ELMAX-LOOK**MULTIPRIMA-LED-ATXL**

W	Type / Typ	Version	Light Source / LED	% Emergency Factor	Battery / Akumulátor	Duration / autonómia	Order Code / obj.kód	Weight
LED	MULTIPRIMA-LED-ATXL.1	NM/M	LED 5x3W / 240 lm	100%	NI-MH 4,8V/4,0Ah	1h	83-B-60	2,6 kg

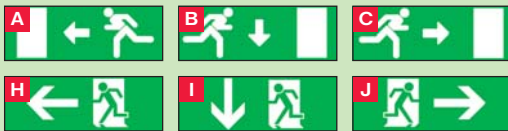
ELMAX-LOOK Module**MULTIPRIMA-LED-ATXL Module**

W	Type / Typ	Version	Light Source / LED	% Emergency Factor	Battery / Akumulátor	Duration / autonómia	Order Code / obj.kód	Weight
LED	ELMAX LOOK ATXL Modul (just slide it into MULTIPRIMA-AT-LED for ELMAX / vsuňte do svetidla MULTIPRIMA-LED-AT)						188-B-04-03	-

CENTRAL POWER SUPPLY**C.PRIMALUX-LED**

W	Type / Typ	Version	Light Source / LED	% Emergency Factor	Power / Napájanie	Duration / autonómia	Order Code / obj.kód	Weight
LED	C.PRIMALUX-LED/230V	C	LED 5x3W / 200 lm	100%	230V AC/DC	-	83-B-50	2,2 kg

Optional Item / Príplatok	Order Code / objednávaci kód
Suspended plexi „A/C“ / závesné plexi „A/C“	83-B-05-06-01
Suspended plexi „B“ / závesné plexi s pikto „B“	83-B-05-07-01
Suspended plexi „H/J“ / závesné plexi „H/J“	83-B-05-17-01
Suspended plexi „I“ / závesné plexi s pikto „I“	83-B-05-18-01

**Optional Doublesided Plexi / Príplatkové obojstranné závesné plexi:**

- Viewing Distance 27m
- rozoznatelnosť piktogramu 27m



Lux Design

OPTIONAL SUSPENDED PLEXI / ZÁVESNÉ PLEXI (PRÍPLATOK)

- Order the base version + suspended plexi order code
- základná verzia + objednávaci kód závesného plexi (v tab.)



LED



Lux Design

RAL 9006 RAL 9003

MULTILED-SPOT-A-P

- Surface mounting version in white RAL9003 or gray RAL9006 colours
- stropná prisadená verzia dostupná v bielej alebo šedej farbe



DESCRIPTION

POPIS

- Small and powerful **2x3W LED equipped** non-maintained (NM), maintained (M) or centralised (C) emergency lighting for perfect light distribution designed for corridor applications available also in all:
 - AUTOTEST version (MULTILED-SPOT-AT),
 - CENTRALTEST version for **ELMAX LOOK** (MULTILED-SPOT-ATXL), (see also **SEC-ELMAX LOOK + ELMAX ZigBee** on pages 162-165)
- Conforming to the requirement of EN 60598-2-22
- Design: AL body with PE powder coat finish RAL9006 (grey) or RAL9003 (white)
- **2x3W LED malé a výkonné svietidlo pre netvalé (NM), trvalé (M) alebo centrálne (C) núdzové osvetlenie zaručujúce vysokú hladinu svetelného toku pre aplikácie na núdzové osvetlenie chodieb**, aj s funkciami:
 - AUTOTEST (MULTILED-SPOT-AT),
 - CENTRALTEST pre systém **ELMAX LOOK** (MULTILED-SPOT-ATXL), (pozri systémy **ELMAX LOOK + ELMAX ZigBee** str.162-165)
- spĺňa požiadavky európskej normy EN 60598-2-22
- konštrukcia: teleso z hliníka v RAL9006 (šedá) alebo RAL9003 (biela)

STANDARD ACCESSORIES

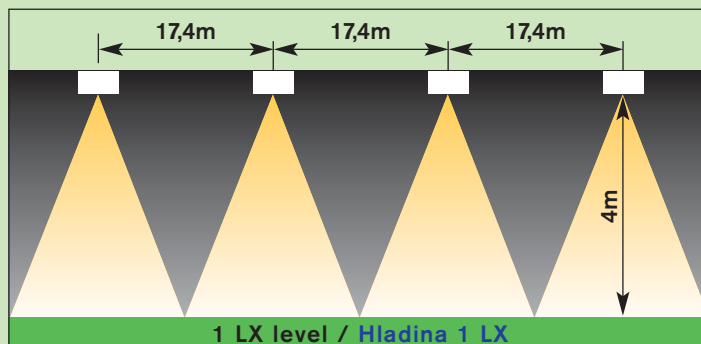
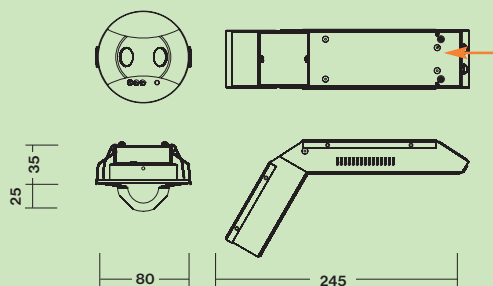
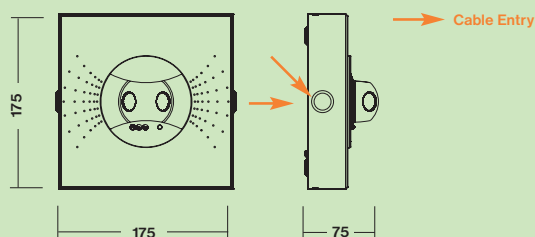
ŠTANDARDNÁ VÝBAVA

- **2x3W powerful LED** (by CREE Led)
- Special shaped AL reflector
- LEDs indicating both presence of power supply and signaling failures
- TEST button
- **výkonné LED 2x3W (od CREE Led)**
- špeciálny hliníkový reflektor
- signalizácia LED a TEST tlačítko

OPTIONS

PRÍPLATKY

- Alternative colour surface treatment in RALxxxx (min order 50pcs)
- povrchová úprava vo farbe podľa špecifikácie odberateľa (min 50ks)



AUTOTEST

MULTILED-SPOT-A-P-AT (SURFACE M./ PRISADENÝ)

W	Type / Typ	Colour / Farba	LED	% Emergency Factor	Battery / Akumulátor	Duration / autonómia	Order Code / obj.kód	Weight
LED	MULTILED-SPOT-A-P-AT 2x3W	white / biela	2x3W / 50lm	100%	NI-MH 4,8V/2,1Ah	1h	182-B-30-01-00	0,8 kg
LED	MULTILED-SPOT-A-P-AT 2x3W	grey / šedá	2x3W / 50lm	100%	NI-MH 4,8V/2,1Ah	1h	182-B-30-02-00	0,8 kg

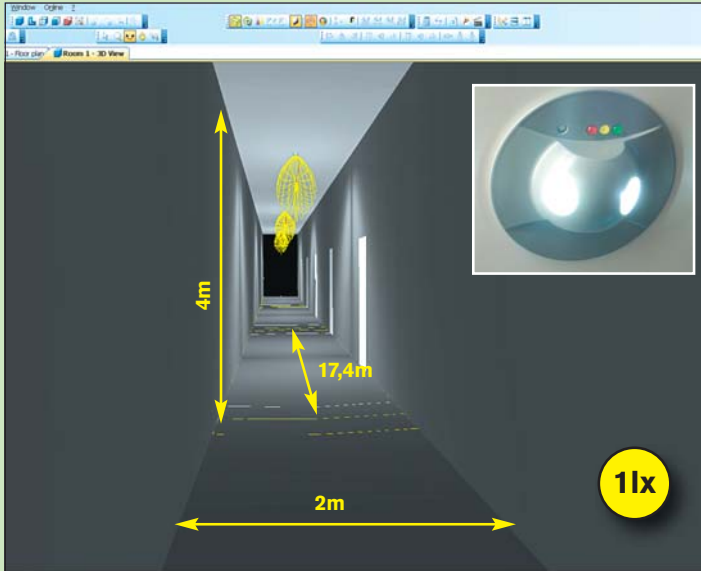
ELMAX-LOOK

MULTILED-SPOT-A-P-ATXL (SURFACE M./ PRISADENÝ)

W	Type / Typ	Version	LED	% Emergency Factor	Battery / Akumulátor	Duration / autonómia	Order Code / obj.kód	Weight
LED	MULTILED-SPOT-A-P-ATXL 2x3W	white / biela	2x3W / 50lm	100%	NI-MH 4,8V/2,1Ah	1h	182-B-34-01-00	0,8 kg
LED	MULTILED-SPOT-A-P-ATXL 2x3W	grey / šedá	2x3W / 50lm	100%	NI-MH 4,8V/2,1Ah	1h	182-B-34-02-00	0,8 kg

CENTRAL POWER SUPPLY C.LEDLUX-SPOT-P-V (SURFACE M./ PRISADENÝ)

W	Type / Typ	Colour / Farba	LED	% Emergency Factor	Power / Napätie	Duration / autonómia	Order Code / obj.kód	Weight
LED	C.LEDLUX-SPOT-A-P 2x3W / 230V	white / biela	2x3W / 50lm	100%	230V AC/DC	-	182-B-31-01-00	0,6 kg
LED	C.LEDLUX-SPOT-A-P 2x3W / 230V	NM/M	2x3W / 50lm	100%	230V AC/DC	-	182-B-31-02-00	0,6 kg



MULTILED-SPOT-A

- Common corridor application of MULTILED-SPOT
- typická aplikácia svietidla MULTILED-SPOT pre chodby



RAL 9006 RAL 9003

MULTILED-SPOT-A-V

- Recessed mounting version in white RAL9003 or grey RAL9006 colours
- zapustená verzia dostupná v bielej alebo šedej farbe

AUTOTEST

MULTILED-SPOT-A-V-AT (RECESSED / ZAPUSTENÝ)

W	Type / Typ	Colour / Farba	LED	% Emergency Factor	Battery / Akumulátor	Duration / autonómia	Order Code / obj.kód	Weight
LED	MULTILED-SPOT-A-V-AT 2x3W	white / biela	2x3W / 50lm	100%	NI-MH 4,8V/2,1Ah	1h	182-B-28-01-00	0,5 kg
LED	MULTILED-SPOT-A-V-AT 2x3W	grey / šedá	2x3W / 50lm	100%	NI-MH 4,8V/2,1Ah	1h	182-B-28-02-00	0,5 kg

ELMAX-LOOK

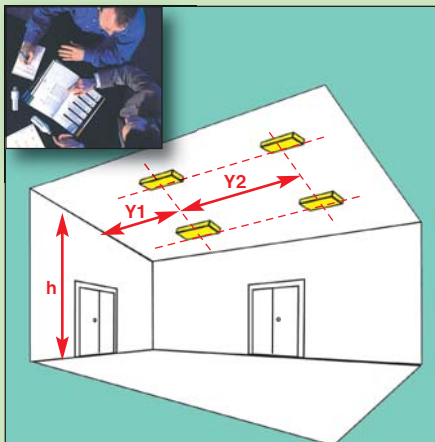
MULTILED-SPOT-A-V-ATXL (RECESSED / ZAPUSTENÝ)

W	Type / Typ	Version	LED	% Emergency Factor	Battery / Akumulátor	Duration / autonómia	Order Code / obj.kód	Weight
LED	MULTILED-SPOT-A-V-ATXL 2x3W	white / biela	2x3W / 50lm	100%	NI-MH 4,8V/2,1Ah	1h	182-B-33-01-00	0,5 kg
LED	MULTILED-SPOT-A-V-ATXL 2x3W	grey / šedá	2x3W / 50lm	100%	NI-MH 4,8V/2,1Ah	1h	182-B-33-02-00	0,5 kg

CENTRAL POWER SUPPLY

C.LEDLUX-SPOT-A-V (RECESSED / ZAPUSTENÝ)

W	Type / Typ	Colour / Farba	LED	% Emergency Factor	Power / Napätie	Duration / autonómia	Order Code / obj.kód	Weight
LED	C.LEDLUX-SPOT-A-V 2x3W / 230V	white / biela	2x3W / 50lm	100%	230V AC/DC	-	182-B-26-01-00	0,5 kg
LED	C.LEDLUX-SPOT-A-V 2x3W / 230V	grey / šedá	2x3W / 50lm	100%	230V AC/DC	-	182-B-24-01-00	0,5 kg



MULTILED-SPOT-A/C.LEDLUX-SPOT-A

h (m)	X1	X2	Y1	Y2
2,75	-	-	6,1	14,0
3,00	-	-	6,4	14,7
3,50	-	-	7,0	16,2
4,00	-	-	7,6	17,4



LED



Lux Design

RAL 9006 RAL 9003

MULTILED-SPOT-B-P

- Surface mounting version in white RAL9003 or gray RAL9006 colours
- stropná prisadená verzia dostupná v bielej alebo šedej farbe



DESCRIPTION

POPIS

- Small and powerful **2x3W LED equipped** non-maintained (NM), maintained (M) or centralised (C) emergency lighting for perfect light distribution designed for general applications available also in all:
 - AUTOTEST version (MULTILED-SPOT-AT),
 - CENTRALTEST version for **ELMAX LOOK** (MULTILED-SPOT-ATXL), (see also **SEC-ELMAX LOOK + ELMAX ZigBee** on pages 162-165)
- Conforming to the requirement of EN 60598-2-22
- Design: AL body with PE powder coat finish RAL9006 (grey) or RAL9003 (white)
- **2x3W LED malé a výkonné svietidlo pre netvalé (NM), trvalé (M) alebo centrálne (C) núdzové osvetlenie zaručujúce vysokú hladinu svetelného toku, aj s funkciami:**
 - **AUTOTEST** (MULTILED-SPOT-AT),
 - **CENTRALTEST** pre systém **ELMAX LOOK** (MULTILED-SPOT-ATXL), (pozri systémy **ELMAX LOOK + ELMAX ZigBee** str.162-165)
- spĺňa požiadavky európskej normy EN 60598-2-22
- konštrukcia: teleso z hliníka v RAL9006 (šedá) alebo RAL9003 (biela)

STANDARD ACCESSORIES

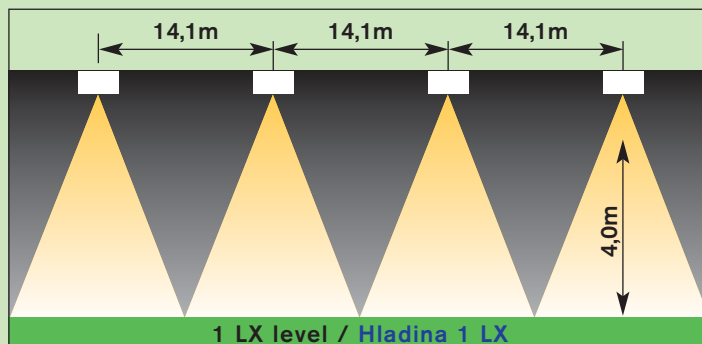
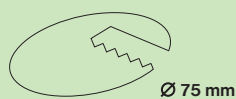
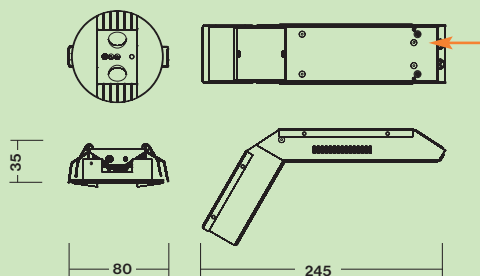
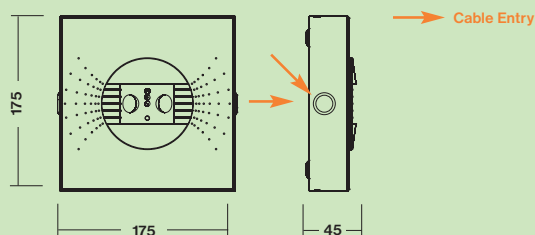
ŠTANDARDNÁ VÝBAVA

- **2x3W powerful LED (by CREE Led)**
- Special shaped AL reflector
- LEDs indicating both presence of power supply and signaling failures
- TEST button
- **výkonné LED 2x3W (od CREE Led)**
- špeciálny hliníkový reflektor
- signalizácia LED a TEST tlačítko

OPTIONS

PRIPLATKY

- Alternative colour surface treatment in RALxxxx (min order 50pcs)
- povrchová úprava vo farbe podľa špecifikácie odberateľa (min 50ks)



AUTOTEST

MULTILED-SPOT-B-P-AT (SURFACE M./ PRISADENÝ)

W	Type / Typ	Colour / Farba	LED	% Emergency Factor	Battery / Akumulátor	Duration / autonómia	Order Code / obj.kód	Weight
LED	MULTILED-SPOT-B-P-AT 2x3W	white / biela	2x3W / 50lm	100%	NI-MH 4,8V/2,1Ah	1h	182-B-21-01-00	0,8 kg
LED	MULTILED-SPOT-B-P-AT 2x3W	grey / šedá	2x3W / 50lm	100%	NI-MH 4,8V/2,1Ah	1h	182-B-21-02-00	0,8 kg

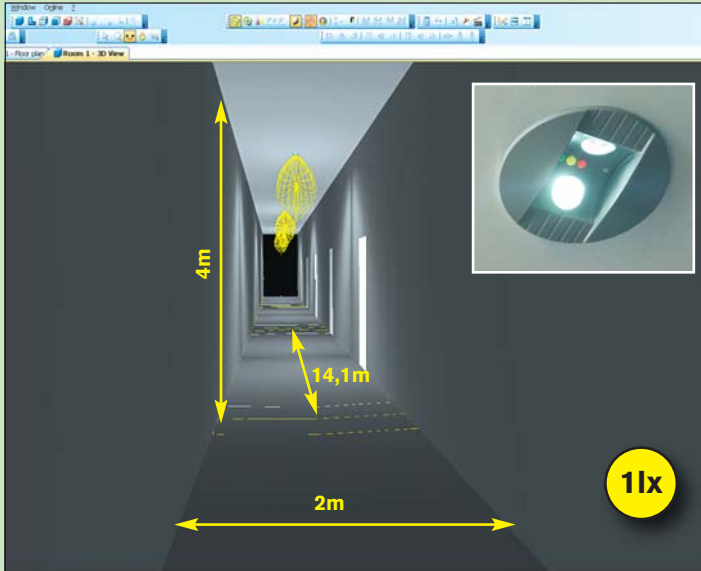
ELMAX-LOOK

MULTILED-SPOT-B-P-ATXL (SURFACE M./ PRISADENÝ)

W	Type / Typ	Version	LED	% Emergency Factor	Battery / Akumulátor	Duration / autonómia	Order Code / obj.kód	Weight
LED	MULTILED-SPOT-B-P-ATXL 2x3W	white / biela	2x3W / 50lm	100%	NI-MH 4,8V/2,1Ah	1h	182-B-36-01-00	0,8 kg
LED	MULTILED-SPOT-B-P-ATXL 2x3W	grey / šedá	2x3W / 50lm	100%	NI-MH 4,8V/2,1Ah	1h	182-B-36-02-00	0,8 kg

CENTRAL POWER SUPPLY C.LEDLUX-SPOT-B-P (SURFACE M./ PRISADENÝ)

W	Type / Typ	Colour / Farba	LED	% Emergency Factor	Power / Napätie	Duration / autonómia	Order Code / obj.kód	Weight
LED	C.LEDLUX-SPOT-B-P 2x3W / 230V	white / biela	2x3W / 50lm	100%	230V AC/DC	-	182-B-32-01-00	0,6 kg
LED	C.LEDLUX-SPOT-B-P 2x3W / 230V	grey / šedá	2x3W / 50lm	100%	230V AC/DC	-	182-B-32-02-00	0,6 kg



MULTILED-SPOT-B

- Common corridor application of MULTILED-SPOT
- typická aplikácia svietidla MULTILED-SPOT pre chodby

LED



Lux Design

RAL 9006 RAL 9003

MULTILED-SPOT-B-V

- Recessed mounting version in white RAL9003 or grey RAL9006 colours
- zapustená verzia dostupná v bielej alebo šedej farbe

AUTOTEST

MULTILED-SPOT-B-V-AT (RECESSED / ZAPUSTENÝ)

W	Type / Typ	Colour / Farba	LED	% Emergency Factor	Battery / Akumulátor	Duration / autonómia	Order Code / obj.kód	Weight
LED	MULTILED-SPOT-B-V-AT 2x3W	white / biela	2x3W / 50lm	100%	NI-MH 4,8V/2,1Ah	1h	182-B-29-01-00	0,5 kg
LED	MULTILED-SPOT-B-V-AT 2x3W	grey / šedá	2x3W / 50lm	100%	NI-MH 4,8V/2,1Ah	1h	182-B-29-01-01	0,5 kg

ELMAX-LOOK

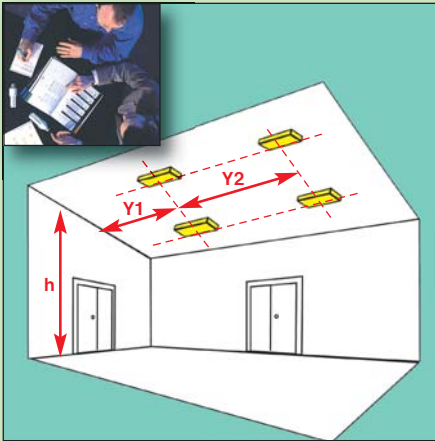
MULTILED-SPOT-B-V-ATXL (RECESSED / ZAPUSTENÝ)

W	Type / Typ	Version	LED	% Emergency Factor	Battery / Akumulátor	Duration / autonómia	Order Code / obj.kód	Weight
LED	MULTILED-SPOT-B-V-ATXL 2x3W	white / biela	2x3W / 50lm	100%	NI-MH 4,8V/2,1Ah	1h	182-B-35-01-00	0,5 kg
LED	MULTILED-SPOT-B-V-ATXL 2x3W	grey / šedá	2x3W / 50lm	100%	NI-MH 4,8V/2,1Ah	1h	182-B-35-02-00	0,5 kg

CENTRAL POWER SUPPLY

C.LEDLUX-SPOT-B-V (RECESSED / ZAPUSTENÝ)

W	Type / Typ	Colour / Farba	LED	% Emergency Factor	Power / Napätie	Duration / autonómia	Order Code / obj.kód	Weight
LED	C.LEDLUX-SPOT-B-V 2x3W / 230V	white / biela	2x3W / 50lm	100%	230V AC/DC	-	182-B-27-01-00	0,5 kg
LED	C.LEDLUX-SPOT-B-V 2x3W / 230V	grey / šedá	2x3W / 50lm	100%	230V AC/DC	-	182-B-25-01-00	0,5 kg



MULTILED-SPOT-A/C.LEDLUX-SPOT-A

h (m)	X1	X2	Y1	Y2
2,75	-	-	4,9	11,2
3,00	-	-	5,2	11,6
3,50	-	-	5,7	13,0
4,00	-	-	6,3	14,1



Lux Design

LED

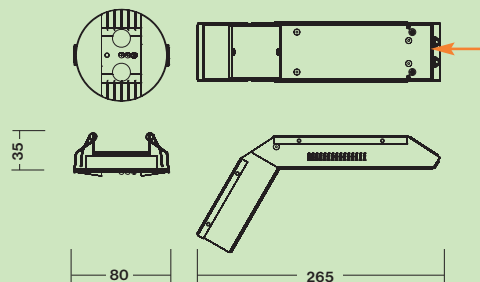
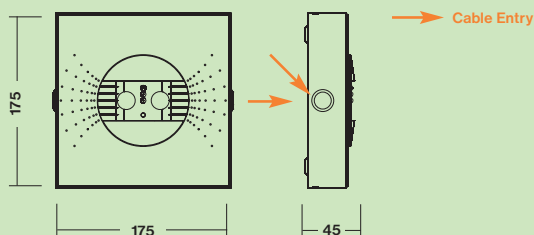


Lux Design


RAL 9006 RAL 9003

MULTILED-SPOT-C-P

- Surface mounting version in white RAL9003 or gray RAL9006 colours
- stropná prisadená verzia dostupná v bielej alebo šedej farbe



Ø 75 mm



DESCRIPTION

POPIS

- Powerful **2x3W LED equipped** non-maintained (NM), maintained (M) or centralised (C) emergency lighting for perfect light distribution **for wide area such as all office, lobby, class, ... (designed for circle shaped lighting distribution)**
- Available also in all:
 - AUTOTEST version (MULTILED-SPOT-AT),
 - CENTRALTEST version for **ELMAX LOOK** (MULTILED-SPOT-ATXL), (see also **SEC-ELMAX LOOK + ELMAX ZigBee** on pages 162-165)
 - Conforming to the requirement of EN 60598-2-22
 - Design: AL body with PE powder coat finish RAL9006 (grey) or RAL9003 (white)
- 2x3W LED výkonné svietidlo pre **netrvalé (NM), trvalé (M)** alebo **centrálne (C)** núdzové osvetlenie zaručujúce **vysokú hladinu svetelného toku s kruhovou charakteristikou** (vhodné na osvetlenie väčšieho priestoru, napr. **kancelária, školská trieda, vstupné lobby, chodba pred výťahom**), aj s funkciami:
 - **AUTOTEST** (MULTILED-SPOT-AT),
 - **CENTRALTEST** pre systém **ELMAX LOOK** (MULTILED-SPOT-ATXL), (pozri systémy **ELMAX LOOK + ELMAX ZigBee** str.162-165)
 - spĺňa požiadavky európskej normy EN 60598-2-22
 - konštrukcia: teleso z hliníka v RAL9006 (šedá) alebo RAL9003 (biela)

STANDARD ACCESSORIES

ŠTANDARDNÁ VÝBAVA

- **2x3W powerful LED** (by CREE Led)
- Special shaped AL reflector
- LEDs indicating both presence of power supply and signaling failures
- TEST button
- **výkonné LED 2x3W** (od CREE Led)
- špeciálny hliníkový reflektor
- signalizácia LED a TEST tlačítko

OPTIONS

PRÍPLATKY

- Alternative colour surface treatment in RALxxxx (min order 50pcs)
- povrchová úprava vo farbe podľa špecifikácie odberateľa (min 50ks)

AUTOTEST

MULTILED-SPOT-C-P-AT (SURFACE M./ PRISADENÝ)

W	Type / Typ	Colour / Farba	LED	% Emergency Factor	Battery / Akumulátor	Duration / autonómia	Order Code / obj.kód	Weight
LED	MULTILED-SPOT-C-P-AT 2x3W	white / biela	2x3W / 50lm	100%	NI-MH 4,8V/2,1Ah	1h	182-B-40-01-00	0,8 kg
LED	MULTILED-SPOT-C-P-AT 2x3W	grey / šedá	2x3W / 50lm	100%	NI-MH 4,8V/2,1Ah	1h	182-B-40-02-00	0,8 kg

ELMAX-LOOK

MULTILED-SPOT-C-P-ATXL (SURFACE M./ PRISADENÝ)

W	Type / Typ	Version	LED	% Emergency Factor	Battery / Akumulátor	Duration / autonómia	Order Code / obj.kód	Weight
LED	MULTILED-SPOT-C-P-ATXL 2x3W	white / biela	2x3W / 50lm	100%	NI-MH 4,8V/2,1Ah	1h	182-B-41-01-00	0,8 kg
LED	MULTILED-SPOT-C-P-ATXL 2x3W	grey / šedá	2x3W / 50lm	100%	NI-MH 4,8V/2,1Ah	1h	182-B-41-02-00	0,8 kg

CENTRAL POWER SUPPLY C.LEDLUX-SPOT-C-P (SURFACE M./ PRISADENÝ)

W	Type / Typ	Colour / Farba	LED	% Emergency Factor	Power / Napätie	Duration / autonómia	Order Code / obj.kód	Weight
LED	C.LEDLUX-SPOT-C-P 2x3W / 230V	white / biela	2x3W / 50lm	100%	230V AC/DC	-	182-B-42-01-00	0,6 kg
LED	C.LEDLUX-SPOT-C-P 2x3W / 230V	grey / šedá	2x3W / 50lm	100%	230V AC/DC	-	182-B-42-02-00	0,6 kg



MULTILED-SPOT-C

- Common office application of MULTILED-SPOT-C
- typická aplikácia svietidla MULTILED-SPOT-C pre kancelárie

LED



Lux Design

RAL 9006 RAL 9003

MULTILED-SPOT-C-V

- Recessed mounting version in white RAL9003 or grey RAL9006 colours
- zapustená verzia dostupná v bielej alebo šedej farbe

AUTOTEST

MULTILED-SPOT-C-V-AT (RECESSED / ZAPUSTENÝ)

W	Type / Typ	Colour / Farba	LED	% Emergency Factor	Battery / Akumulátor	Duration / autonómia	Order Code / obj.kód	Weight
LED	MULTILED-SPOT-C-V-AT 2x3W	white / biela	2x3W / 50lm	100%	NI-MH 4,8V/2,1Ah	1h	182-B-37-01-00	0,5 kg
LED	MULTILED-SPOT-C-V-AT 2x3W	grey / šedá	2x3W / 50lm	100%	NI-MH 4,8V/2,1Ah	1h	182-B-37-02-00	0,5 kg

ELMAX-LOOK

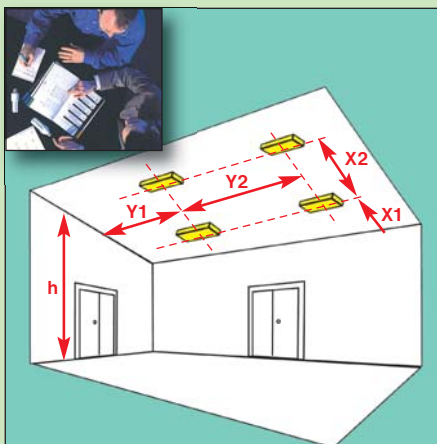
MULTILED-SPOT-C-V-ATXL (RECESSED / ZAPUSTENÝ)

W	Type / Typ	Version	LED	% Emergency Factor	Battery / Akumulátor	Duration / autonómia	Order Code / obj.kód	Weight
LED	MULTILED-SPOT-C-V-ATXL 2x3W	white / biela	2x3W / 50lm	100%	NI-MH 4,8V/2,1Ah	1h	182-B-38-01-00	0,5 kg
LED	MULTILED-SPOT-C-V-ATXL 2x3W	grey / šedá	2x3W / 50lm	100%	NI-MH 4,8V/2,1Ah	1h	182-B-38-02-00	0,5 kg

CENTRAL POWER SUPPLY

C.LEDLUX-SPOT-C-V (RECESSED / ZAPUSTENÝ)

W	Type / Typ	Colour / Farba	LED	% Emergency Factor	Power / Napätie	Duration / autonómia	Order Code / obj.kód	Weight
LED	C.LEDLUX-SPOT-C-V 2x3W / 230V	white / biela	2x3W / 50lm	100%	230V AC/DC	-	182-B-39-01-00	0,5 kg
LED	C.LEDLUX-SPOT-C-V 2x3W / 230V	grey / šedá	2x3W / 50lm	100%	230V AC/DC	-	182-B-39-02-00	0,5 kg





MULTILED-SPOT-A/C.LEDLUX-SPOT-A


h (m)	X1	X2	Y1	Y2
2,75	2,2	5,8	2,2	5,8
3,00	2,3	6,0	2,3	6,0
3,50	2,4	6,2	2,4	6,2
4,00	2,6	6,4	2,6	6,4



Lux Design







LED 27m

RAL 9006 RAL 9003

230V AC 24V AC/DC LED 1-3h I IP20

AUTO TEST CENTRAL TEST F CE

ECOTREND

AUTOTEST

DESCRIPTION **POPIS**

- **LED equipped** non-maintained (NM), maintained (M) or centralised (C) emergency lighting available also in all:
 - AUTOTEST version (MULTILED-AT),
 - CENTRALTEST version for **ELMAX LOOK** (MULTILED-ATXL), (see also **SEC-ELMAX LOOK + ELMAX-ZigBee** on pages 162-165)
- Conforming to the requirement of EN 60598-2-22
- Design: Metal body with PE powder coat finish RAL9006
- svetidlo pre **netrválé (NM), trvalé (M)** alebo **centrálne (C)** núdzové osvetlenie vybavené **LED diódami**, aj s funkciami:
 - **AUTOTEST** (MULTILED-AT),
 - **CENTRALTEST** pre systém **ELMAX LOOK** (MULTILED-ATXL), (pozri systémy **ELMAX LOOK + ELMAX ZigBee** str.162-165)
- spĺňa požiadavky európskej normy EN 60598-2-22
- konštrukcia: teleso z lakovanej ocele v RAL9006 alebo RAL9003

STANDARD ACCESSORIES **ŠTANDARDNÁ VÝBAVA**

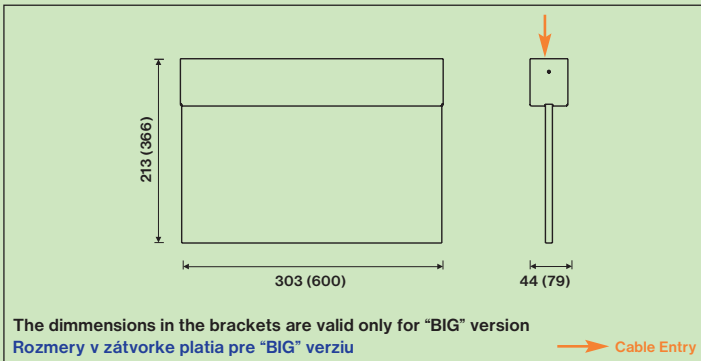
- **white colour LEDs**
- Special layered plexi diffuser for perfect illumination of pictogram
- LEDs indicating both presence of power supply and signaling failures
- TEST button
- **LED bielej farby**
- špeciálne vrstvené plexi pre rovnomerné osvetlenie piktogramu
- signalizácia LED a TEST tlačítko

OPTIONS **PRIPLATKY**

- Body in RAL9003 (white) powder coat finish
- Wall / ceiling mounting brackets
- farba telesa svetidla RAL9003 (biela)
- stropné / nástenné konzoly

LEDLUX-P / MULTILED-P

- The surface mounted ceiling version
- prisadená stropná verzia



NM/M MULTILED-P (SURFACE MOUNTED/ PRISADENÝ)

W	Type / Typ	Version	Light Source / LED	% Emergency Factor	Battery / Akumulátor	Duration / autonómia	Order Code / obj.kód	Weight
LED	MULTILED-P 3h		8x LED	100%	NI-MH 4,8V/0,85Ah	3h	85-B-05-01-00	1,5 kg
LED	MULTILED-P 3h		8x LED	100%	NI-MH 4,8V/0,85Ah	3h	85-B-05-01-00	1,5 kg
LED	MULTILED-P 3h		8x LED	100%	NI-MH 4,8V/0,85Ah	3h	85-B-05-02-00	1,5 kg
LED	MULTILED-P 3h		8x LED	100%	NI-MH 4,8V/0,85Ah	3h	85-B-05-16-00	1,5 kg
LED	MULTILED-P 3h		8x LED	100%	NI-MH 4,8V/0,85Ah	3h	85-B-05-16-00	1,5 kg
LED	MULTILED-P 3h		8x LED	100%	NI-MH 4,8V/0,85Ah	3h	85-B-05-17-00	1,5 kg
LED	MULTILED-P 3h	BODY, NO PLEXI	8x LED	100%	NI-MH 4,8V/0,85Ah	3h	85-B-05-07-00	1,5 kg

AUTOTEST MULTILED-P-AT (SURFACE MOUNTED/ PRISADENÝ)

W	Type / Typ	Version	Light Source / LED	% Emergency Factor	Battery / Akumulátor	Duration / autonómia	Order Code / obj.kód	Weight
LED	MULTILED-P-AT 1h		12x LED	100%	NI-MH 4,8V/0,85Ah	1h	85-B-19-01-00	1,5 kg
LED	MULTILED-P-AT 1h		12x LED	100%	NI-MH 4,8V/0,85Ah	1h	85-B-19-01-00	1,5 kg
LED	MULTILED-P-AT 1h		12x LED	100%	NI-MH 4,8V/0,85Ah	1h	85-B-19-02-00	1,5 kg
LED	MULTILED-P-AT 1h		12x LED	100%	NI-MH 4,8V/0,85Ah	1h	85-B-19-11-00	1,5 kg
LED	MULTILED-P-AT 1h		12x LED	100%	NI-MH 4,8V/0,85Ah	1h	85-B-19-11-00	1,5 kg
LED	MULTILED-P-AT 1h		12x LED	100%	NI-MH 4,8V/0,85Ah	1h	85-B-19-12-00	1,5 kg
LED	MULTILED-P-AT 1h	BODY, NO PLEXI	12x LED	100%	NI-MH 4,8V/0,85Ah	1h	85-B-19-06-00	1,5 kg

W	Type / Typ	Version	Light Source / LED	% Emergency Factor	Battery / Akumulátor	Duration / autonómia	Order Code / obj.kód	Weight
LED	MULTILED-P-AT 3h		12x LED	100%	NI-MH 4,8V/2,1Ah	3h	85-B-18-01-00	1,5 kg
LED	MULTILED-P-AT 3h		12x LED	100%	NI-MH 4,8V/2,1Ah	3h	85-B-18-01-00	1,5 kg
LED	MULTILED-P-AT 3h		12x LED	100%	NI-MH 4,8V/2,1Ah	3h	85-B-18-02-00	1,5 kg
LED	MULTILED-P-AT 3h		12x LED	100%	NI-MH 4,8V/2,1Ah	3h	85-B-18-09-00	1,5 kg
LED	MULTILED-P-AT 3h		12x LED	100%	NI-MH 4,8V/2,1Ah	3h	85-B-18-09-00	1,5 kg
LED	MULTILED-P-AT 3h		12x LED	100%	NI-MH 4,8V/2,1Ah	3h	85-B-18-08-00	1,5 kg
LED	MULTILED-P-AT 1h	BODY, NO PLEXI	12x LED	100%	NI-MH 4,8V/2,1Ah	3h	85-B-18-06-00	1,5 kg
LED	MULTILED-P-AT 3x1W/1h		3x Power LED	100%	NI-MH 4,8V/2,1Ah	1h	85-B-204-01-00	1,5 kg
LED	MULTILED-P-AT 3x1W/1h		3x Power LED	100%	NI-MH 4,8V/2,1Ah	1h	85-B-204-01-00	1,5 kg
LED	MULTILED-P-AT 3x1W/1h		3x Power LED	100%	NI-MH 4,8V/2,1Ah	1h	85-B-204-02-00	1,5 kg
LED	MULTILED-P-AT 3x1W/1h		3x Power LED	100%	NI-MH 4,8V/2,1Ah	1h	85-B-204-03-00	1,5 kg
LED	MULTILED-P-AT 3x1W/1h		3x Power LED	100%	NI-MH 4,8V/2,1Ah	1h	85-B-204-03-00	1,5 kg
LED	MULTILED-P-AT 3x1W/1h		3x Power LED	100%	NI-MH 4,8V/2,1Ah	1h	85-B-204-04-00	1,5 kg
LED	MULTILED-P-AT 3x1W/1h	BODY, NO PLEXI	3x Power LED	100%	NI-MH 4,8V/2,1Ah	1h	85-B-204-10-00	1,5 kg
LED	MULTILED-P-AT 3x1W/3h		3x Power LED	100%	NI-MH 4,8V/4,0Ah	3h	85-B-205-01-00	1,5 kg
LED	MULTILED-P-AT 3x1W/3h		3x Power LED	100%	NI-MH 4,8V/4,0Ah	3h	85-B-205-01-00	1,5 kg
LED	MULTILED-P-AT 3x1W/3h		3x Power LED	100%	NI-MH 4,8V/4,0Ah	3h	85-B-205-02-00	1,5 kg
LED	MULTILED-P-AT 3x1W/3h		3x Power LED	100%	NI-MH 4,8V/4,0Ah	3h	85-B-205-03-00	1,5 kg
LED	MULTILED-P-AT 3x1W/3h		3x Power LED	100%	NI-MH 4,8V/4,0Ah	3h	85-B-205-03-00	1,5 kg
LED	MULTILED-P-AT 3x1W/3h		3x Power LED	100%	NI-MH 4,8V/4,0Ah	3h	85-B-205-04-00	1,5 kg
LED	MULTILED-P-AT 3x1W/3h	BODY, NO PLEXI	3x Power LED	100%	NI-MH 4,8V/4,0Ah	3h	85-B-205-10-00	1,5 kg

AUTOTEST

MULTILED-P-BIG-AT (SURFACE MOUNTED/ PRISADENÝ)

W	Type / Typ	Version	Light Source / LED	% Emergency Factor	Battery / Akumulátor	Duration / autonómia	Order Code / obj.kód	Weight
LED	MULTILED-P-BIG-AT 1h		9x Power LED	100%	NI-MH 9,6V/4,0Ah	1h	85-B-80-01-00	5,0 kg
LED	MULTILED-P-BIG-AT 1h		9x Power LED	100%	NI-MH 9,6V/4,0Ah	1h	85-B-80-01-00	5,0 kg
LED	MULTILED-P-BIG-AT 1h		9x Power LED	100%	NI-MH 9,6V/4,0Ah	1h	85-B-80-02-00	5,0 kg

CENTRALTEST ELMAX-LOOK

MULTILED-P-ATXL (SURFACE / PRISADENÝ)

W	Type / Typ	Version	Light Source / LED	% Emergency Factor	Battery / Akumulátor	Duration / autonómia	Order Code / obj.kód	Weight	
LED	MULTILED-P-ATXL 1h		12x LED	100%	NI-MH 4,8V/0,85Ah	1h	85-B-75-02-00	1,5 kg	
LED	MULTILED-P-ATXL 1h		12x LED	100%	NI-MH 4,8V/0,85Ah	1h	85-B-75-02-00	1,5 kg	
LED	MULTILED-P-ATXL 1h		12x LED	100%	NI-MH 4,8V/0,85Ah	1h	85-B-75-03-00	1,5 kg	
LED	MULTILED-P-ATXL 1h		12x LED	100%	NI-MH 4,8V/0,85Ah	1h	85-B-75-05-00	1,5 kg	
LED	MULTILED-P-ATXL 1h		12x LED	100%	NI-MH 4,8V/0,85Ah	1h	85-B-75-05-00	1,5 kg	
LED	MULTILED-P-ATXL 1h		12x LED	100%	NI-MH 4,8V/0,85Ah	1h	85-B-75-06-00	1,5 kg	
LED	MULTILED-P-ATXL 1h	BODY, NO PLEXI	12x LED	100%	NI-MH 4,8V/0,85Ah	1h	85-B-75-01-00	1,5 kg	
LED	MULTILED-P-ATXL 3h		12x LED	100%	NI-MH 4,8V/2,1Ah	3h	85-B-82-02-00	1,5 kg	
LED	MULTILED-P-ATXL 3h		12x LED	100%	NI-MH 4,8V/2,1Ah	3h	85-B-82-02-00	1,5 kg	
LED	MULTILED-P-ATXL 3h		12x LED	100%	NI-MH 4,8V/2,1Ah	3h	85-B-82-03-00	1,5 kg	
LED	MULTILED-P-ATXL 3h		12x LED	100%	NI-MH 4,8V/2,1Ah	3h	85-B-82-05-00	1,5 kg	
LED	MULTILED-P-ATXL 3h		12x LED	100%	NI-MH 4,8V/2,1Ah	3h	85-B-82-05-00	1,5 kg	
LED	MULTILED-P-ATXL 3h		12x LED	100%	NI-MH 4,8V/2,1Ah	3h	85-B-82-06-00	1,5 kg	
LED	MULTILED-P-ATXL 3h	BODY, NO PLEXI	12x LED	100%	NI-MH 4,8V/2,1Ah	3h	85-B-82-01-00	1,5 kg	
LED	MULTILED-P-Atxl 3x1W/1h		3x Power LED	100%	NI-MH 4,8V/2,1Ah	1h	85-B-202-01-00	1,5 kg	
LED	MULTILED-P-Atxl 3x1W/1h		3x Power LED	100%	NI-MH 4,8V/2,1Ah	1h	85-B-202-01-00	1,5 kg	
LED	MULTILED-P-Atxl 3x1W/1h		3x Power LED	100%	NI-MH 4,8V/2,1Ah	1h	85-B-202-02-00	1,5 kg	
LED	MULTILED-P-Atxl 3x1W/1h		3x Power LED	100%	NI-MH 4,8V/2,1Ah	1h	85-B-204-03-00	1,5 kg	
LED	MULTILED-P-Atxl 3x1W/1h		3x Power LED	100%	NI-MH 4,8V/2,1Ah	1h	85-B-204-03-00	1,5 kg	
LED	MULTILED-P-Atxl 3x1W/1h		3x Power LED	100%	NI-MH 4,8V/2,1Ah	1h	85-B-202-04-00	1,5 kg	
LED	MULTILED-P-Atxl 3x1W/1h	BODY, NO PLEXI	3x Power LED	100%	NI-MH 4,8V/2,1Ah	1h	85-B-202-10-00	1,5 kg	
LED	MULTILED-P-Atxl 3x1W/3h		3x Power LED	100%	NI-MH 4,8V/4,0Ah	3h	85-B-213-01-00	1,5 kg	
LED	MULTILED-P-Atxl 3x1W/3h		3x Power LED	100%	NI-MH 4,8V/4,0Ah	3h	85-B-213-01-00	1,5 kg	
LED	MULTILED-P-Atxl 3x1W/3h		3x Power LED	100%	NI-MH 4,8V/4,0Ah	3h	85-B-213-02-00	1,5 kg	
LED	MULTILED-P-Atxl 3x1W/3h		3x Power LED	100%	NI-MH 4,8V/4,0Ah	3h	85-B-213-03-00	1,5 kg	
LED	MULTILED-P-Atxl 3x1W/3h		3x Power LED	100%	NI-MH 4,8V/4,0Ah	3h	85-B-213-03-00	1,5 kg	
LED	MULTILED-P-Atxl 3x1W/3h		3x Power LED	100%	NI-MH 4,8V/4,0Ah	3h	85-B-213-04-00	1,5 kg	
LED	MULTILED-P-Atxl 3x1W/3h	BODY, NO PLEXI	3x Power LED	100%	NI-MH 4,8V/4,0Ah	3h	85-B-213-10-00	1,5 kg	
LED	MULTILED-P-BIG-ATXL 1h	for MULTILED-P-BIG-ATXL version: order BIG-AT version + ATXL Module						85-B-81-01-00	-

CENTRAL POWER SUPPLY C.LEDLUX-P (SURFACE MOUNTED/ PRISADENÝ)

W	Type / Typ	Version	Light Source / LED	% Emergency Factor	Power / napätie	Duration / autonómia	Order Code / obj.kód	Weight
LED	C.LEDLUX-P 230V		12x LED	100%	230V AC/DC	-	85-B-13-01-00	1,3 kg
LED	C.LEDLUX-P 230V		12x LED	100%	230V AC/DC	-	85-B-13-01-00	1,3 kg
LED	C.LEDLUX-P 230V		12x LED	100%	230V AC/DC	-	85-B-13-02-00	1,3 kg
LED	C.LEDLUX-P 230V		12x LED	100%	230V AC/DC	-	85-B-13-08-00	1,3 kg
LED	C.LEDLUX-P 230V		12x LED	100%	230V AC/DC	-	85-B-13-08-00	1,3 kg
LED	C.LEDLUX-P 230V		12x LED	100%	230V AC/DC	-	85-B-13-09-00	1,3 kg
LED	C.LEDLUX-P 230V	BODY, NO PLEXI	12x LED	100%	230V AC/DC	-	85-B-13-06-00	1,3 kg
LED	C.LEDLUX-P 24V		12x LED	100%	24V AC/DC	-	85-B-07-01-00	1,3 kg
LED	C.LEDLUX-P 24V		12x LED	100%	24V AC/DC	-	85-B-07-01-00	1,3 kg
LED	C.LEDLUX-P 24V		12x LED	100%	24V AC/DC	-	85-B-07-02-00	1,3 kg
LED	C.LEDLUX-P 24V		12x LED	100%	24V AC/DC	-	85-B-07-07-00	1,3 kg
LED	C.LEDLUX-P 24V		12x LED	100%	24V AC/DC	-	85-B-07-07-00	1,3 kg
LED	C.LEDLUX-P 24V		12x LED	100%	24V AC/DC	-	85-B-07-08-00	1,3 kg
LED	C.LEDLUX-P 24V	BODY, NO PLEXI	12x LED	100%	24V AC/DC	-	85-B-07-09-00	1,3 kg
LED	C.LEDLUX-P 3x1W/230V		3x Power LED	100%	230V AC/DC	-	85-B-212-01-00	1,3 kg
LED	C.LEDLUX-P 3x1W/230V		3x Power LED	100%	230V AC/DC	-	85-B-212-01-00	1,3 kg
LED	C.LEDLUX-P 3x1W/230V		3x Power LED	100%	230V AC/DC	-	85-B-212-02-00	1,3 kg
LED	C.LEDLUX-P 3x1W/230V		3x Power LED	100%	230V AC/DC	-	85-B-212-03-00	1,3 kg
LED	C.LEDLUX-P 3x1W/230V		3x Power LED	100%	230V AC/DC	-	85-B-212-03-00	1,3 kg
LED	C.LEDLUX-P 3x1W/230V		3x Power LED	100%	230V AC/DC	-	85-B-212-04-00	1,3 kg

CENTRAL POWER C.LEDLUX-P-BIG (SURFACE MOUNTED/ PRISADENÝ)

W	Type / Typ	Version	Light Source / LED	% Emergency Factor	Power / napätie	Duration / autonómia	Order Code / obj.kód	Weight
LED	C.LEDLUX-P-BIG 230V		9x Power LED	100%	230V AC/DC	-	85-B-78-02-00	5,0 kg
LED	C.LEDLUX-P-BIG 230V		9x Power LED	100%	230V AC/DC	-	85-B-78-02-00	5,0 kg
LED	C.LEDLUX-P-BIG 230V		9x Power LED	100%	230V AC/DC	-	85-B-78-03-00	5,0 kg




Separate plexi / Samostatné plexi len MULTILED / C.LEDLUX 12LED Version only

Separate **DOUBLE-SIDED Plexi** (not available for BIG version):
FOR „P“ SURFACE MOUNTED VERSION in case of order only for
MULTILED BODY, NO PLEXI version.

Samostatné OBOJSTRANNÉ plexi pre verziu „P“ - prisadená montáž
s piktogramom pri objednávke svietidla bez plexi „BODY, NO PLEXI!“
Neplatí pre verziu „BIG“ !

Separate Plexi Order / Samostatné Plexi s pikt.	Order Code / objednávaci kód
Suspended plexi „A/C“ / závesné plexi „A/C“	85-B-304-01-00
Suspended plexi „B“ / závesné plexi s pikt „B“	85-B-304-02-00
Suspended plexi „H/J“ / závesné plexi „H/J“	85-B-304-03-00
Suspended plexi „I“ / závesné plexi s pikt „I“	85-B-304-04-00

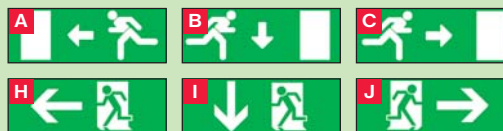


Separate plexi / Samostatné plexi len MULTILED 3x1W / C.LEDLUX 3x1W Version only

Separate **DOUBLE-SIDED Plexi** (not available for BIG version):
FOR „P“ SURFACE MOUNTED VERSION in case of order only for
MULTILED BODY, NO PLEXI version.

Samostatné OBOJSTRANNÉ plexi pre verziu „P“ - prisadená montáž
s piktogramom pri objednávke svietidla bez plexi „BODY, NO PLEXI!“
Neplatí pre verziu „BIG“ !

Separate Plexi Order / Samostatné Plexi s pikt.	Order Code / objednávaci kód
Suspended plexi „A/C“ / závesné plexi „A/C“	85-B-306-01-00
Suspended plexi „B“ / závesné plexi s pikt „B“	85-B-306-02-00
Suspended plexi „H/J“ / závesné plexi „H/J“	85-B-306-03-00
Suspended plexi „I“ / závesné plexi s pikt „I“	85-B-306-04-00




Separate plexi / Samostatné plexi len MULTILED / C.LEDLUX 12LED Version only

Separate **SINGLE-SIDED Plexi** (not available for BIG version):
FOR „P“ SURFACE MOUNTED VERSION in case of order only for
MULTILED BODY, NO PLEXI version.

Samostatné JEDNOSTRANNÉ plexi pre verziu „P“ - prisadená montáž
s piktogramom pri objednávke svietidla bez plexi „BODY, NO PLEXI!“
Neplatí pre verziu „BIG“ !

Separate Plexi Order / Samostatné Plexi s pikt.	Order Code / objednávaci kód
Suspended plexi „A“ / závesné plexi „A“	85-B-304-01-01
Suspended plexi „B“ / závesné plexi s pikt „B“	85-B-304-02-01
Suspended plexi „C“ / závesné plexi „C“	85-B-304-03-01
Suspended plexi „H“ / závesné plexi „H“	85-B-304-04-01
Suspended plexi „I“ / závesné plexi s pikt „I“	85-B-304-05-01
Suspended plexi „J“ / závesné plexi „J“	85-B-304-06-01




Separate plexi / Samostatné plexi len MULTILED 3x1W / C.LEDLUX 3x1W Version only

Separate **SINGLE-SIDED Plexi** (not available for BIG version):
FOR „P“ SURFACE MOUNTED VERSION in case of order only for
MULTILED BODY, NO PLEXI version.

Samostatné JEDNOSTRANNÉ plexi pre verziu „P“ - prisadená montáž
s piktogramom pri objednávke svietidla bez plexi „BODY, NO PLEXI!“
Neplatí pre verziu „BIG“ !

Separate Plexi Order / Samostatné Plexi s pikt.	Order Code / objednávaci kód
Suspended plexi „A“ / závesné plexi „A“	85-B-306-01-01
Suspended plexi „B“ / závesné plexi s pikt „B“	85-B-306-02-01
Suspended plexi „C“ / závesné plexi „C“	85-B-306-03-01
Suspended plexi „H“ / závesné plexi „H“	85-B-306-04-01
Suspended plexi „I“ / závesné plexi s pikt „I“	85-B-306-05-01
Suspended plexi „J“ / závesné plexi „J“	85-B-306-06-01

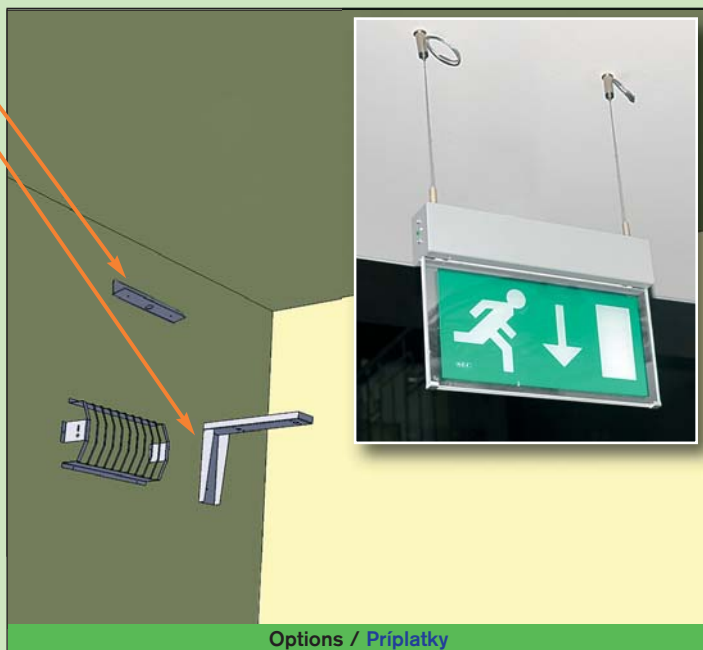


Optional Item / Príplatok	Order Code / obj.kód
Parallel wall bracket / nástenná konzola-rovnobežne	85-B-05-08-00
Upright wall bracket / nástenná konzola-kolmo	85-B-05-09-00
Wire rope suspension set 2,0m / Lankový záves 2m	85-B-05-18-00
Wire rope suspension set 0,8m / Lankový záves 0,8m	85-B-05-13-00




Options / Príplatky:

- Wall / Ceiling / Pendant mounting bracket / Wire Rope suspension set
- nástenná / stropná / závesná konzola / závesné lanka



Options / Príplatky





LED

↔ 27m

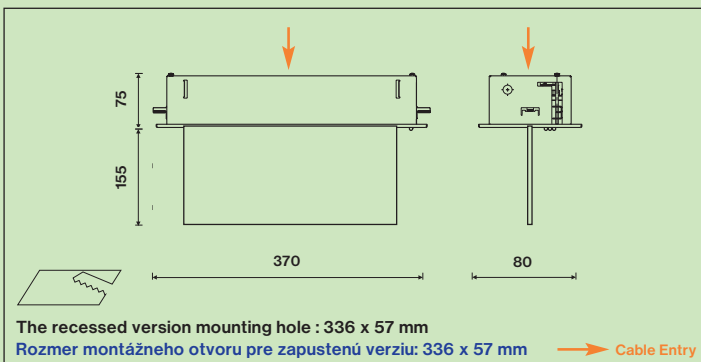


Lux Design

RAL 9006 RAL 9003

LEDLUX-V / MULTILED-V

- Recessed mounted version
- stropná zapustená montáž



DESCRIPTION

POPIS

- **LED equipped** non-maintained (NM), maintained (M) or centralised (C) emergency lighting available also in all:
 - AUTOTEST version (MULTILED-AT),
 - CENTRALTEST version for **ELMAX LOOK** (MULTILED-ATXL), (see also **SEC-ELMAX LOOK + ELMAX-ZigBee** on pages 162-165)
- Conforming to the requirement of EN 60598-2-22
- Design: Metal body with PE powder coat finish RAL9006
- svetidlo pre **netrválé (NM), trvalé (M)** alebo **centrálne (C)** núdzové osvetlenie vybavené **LED diódami**, aj s funkciami:
 - **AUTOTEST** (MULTILED-AT),
 - **CENTRALTEST** pre systém **ELMAX LOOK** (MULTILED-ATXL), (pozri systémy **ELMAX LOOK + ELMAX ZigBee** str.162-165)
- spĺňa požiadavky európskej normy EN 60598-2-22
- konštrukcia: teleso z lakovanej ocele v RAL9006 alebo RAL9003 (opcia)

STANDARD ACCESSORIES

ŠTANDARDNÁ VÝBAVA

- **white colour LEDs**
- Special layered plexi diffuser for perfect illumination of pictogram
- LEDs indicating both presence of power supply and signaling failures
- TEST button
- **LED bielej farby**
- špeciálne vrstvené plexi pre rovnomerné osvetlenie piktogramu
- signalizácia LED a TEST tlačítko

OPTIONS

PRÍPLATKY

- Body in RAL9003 (white) powder coat finish
- farba telesa svetidla RAL9003 (biela)

NM/M

MULTILED-V (RECESSED/ ZAPUSTENÝ)

W	Type / Typ	Version	Light Source / LED	% Emergency Factor	Battery / Akumulátor	Duration / autonómia	Order Code / obj.kód	Weight
LED	MULTILED-V 3h		8x LED	100%	NI-MH 4,8V/0,85Ah	3h	85-B-08-01-00	1,5 kg
LED	MULTILED-V 3h		8x LED	100%	NI-MH 4,8V/0,85Ah	3h	85-B-08-01-00	1,5 kg
LED	MULTILED-V 3h		8x LED	100%	NI-MH 4,8V/0,85Ah	3h	85-B-08-02-00	1,5 kg
LED	MULTILED-V 3h		8x LED	100%	NI-MH 4,8V/0,85Ah	3h	85-B-08-08-00	1,5 kg
LED	MULTILED-V 3h		8x LED	100%	NI-MH 4,8V/0,85Ah	3h	85-B-08-08-00	1,5 kg
LED	MULTILED-V 3h		8x LED	100%	NI-MH 4,8V/0,85Ah	3h	85-B-08-09-00	1,5 kg
LED	MULTILED-V 3h	BODY, NO PLEXI	8x LED	100%	NI-MH 4,8V/0,85Ah	3h	85-B-08-06-00	1,5 kg

AUTOTEST

MULTILED-V-AT (RECESSED/ ZAPUSTENÝ)

W	Type / Typ	Version	Light Source / LED	% Emergency Factor	Battery / Akumulátor	Duration / autonómia	Order Code / obj.kód	Weight
LED	MULTILED-V-AT 1h		12x LED	100%	NI-MH 4,8V/0,85Ah	1h	85-B-20-01-00	1,5 kg
LED	MULTILED-V-AT 1h		12x LED	100%	NI-MH 4,8V/0,85Ah	1h	85-B-20-01-00	1,5 kg
LED	MULTILED-V-AT 1h		12x LED	100%	NI-MH 4,8V/0,85Ah	1h	85-B-20-02-00	1,5 kg
LED	MULTILED-V-AT 1h		12x LED	100%	NI-MH 4,8V/0,85Ah	1h	85-B-20-08-00	1,5 kg
LED	MULTILED-V-AT 1h		12x LED	100%	NI-MH 4,8V/0,85Ah	1h	85-B-20-08-00	1,5 kg
LED	MULTILED-V-AT 1h		12x LED	100%	NI-MH 4,8V/0,85Ah	1h	85-B-20-09-00	1,5 kg
LED	MULTILED-V-AT 1h	BODY, NO PLEXI	12x LED	100%	NI-MH 4,8V/0,85Ah	1h	85-B-20-06-00	1,5 kg
LED	MULTILED-V-AT 3h		12x LED	100%	NI-MH 4,8V/2,1Ah	3h	85-B-21-01-00	1,5 kg
LED	MULTILED-V-AT 3h		12x LED	100%	NI-MH 4,8V/2,1Ah	3h	85-B-21-01-00	1,5 kg
LED	MULTILED-V-AT 3h		12x LED	100%	NI-MH 4,8V/2,1Ah	3h	85-B-21-02-00	1,5 kg
LED	MULTILED-V-AT 3h		12x LED	100%	NI-MH 4,8V/2,1Ah	3h	85-B-21-07-00	1,5 kg
LED	MULTILED-V-AT 3h		12x LED	100%	NI-MH 4,8V/2,1Ah	3h	85-B-21-07-00	1,5 kg
LED	MULTILED-V-AT 3h		12x LED	100%	NI-MH 4,8V/2,1Ah	3h	85-B-21-09-00	1,5 kg
LED	MULTILED-V-AT 3h	BODY, NO PLEXI	12x LED	100%	NI-MH 4,8V/2,1Ah	3h	85-B-21-06-00	1,5 kg
LED	MULTILED-V-AT 3x1W/1h		3x Power LED	100%	NI-MH 4,8V/2,1Ah	1h	85-B-206-01-00	1,5 kg
LED	MULTILED-V-AT 3x1W/1h		3x Power LED	100%	NI-MH 4,8V/2,1Ah	1h	85-B-206-01-00	1,5 kg

LED	MULTILED-V-AT 3x1W/1h		3x Power LED	100%	NI-MH 4,8V/2,1Ah	1h	85-B-206-02-00	1,5 kg
LED	MULTILED-V-AT 3x1W/1h		3x Power LED	100%	NI-MH 4,8V/2,1Ah	1h	85-B-206-03-00	1,5 kg
LED	MULTILED-V-AT 3x1W/1h		3x Power LED	100%	NI-MH 4,8V/2,1Ah	1h	85-B-206-03-00	1,5 kg
LED	MULTILED-V-AT 3x1W/1h		3x Power LED	100%	NI-MH 4,8V/2,1Ah	1h	85-B-206-04-00	1,5 kg
LED	MULTILED-V-AT 3x1W/1h	BODY, NO PLEXI	3x Power LED	100%	NI-MH 4,8V/2,1Ah	1h	85-B-206-10-00	1,5 kg
LED	MULTILED-V-AT 3x1W/3h		3x Power LED	100%	NI-MH 4,8V/4,0Ah	3h	85-B-207-01-00	1,5 kg
LED	MULTILED-V-AT 3x1W/3h		3x Power LED	100%	NI-MH 4,8V/4,0Ah	3h	85-B-207-01-00	1,5 kg
LED	MULTILED-V-AT 3x1W/3h		3x Power LED	100%	NI-MH 4,8V/4,0Ah	3h	85-B-207-02-00	1,5 kg
LED	MULTILED-V-AT 3x1W/3h		3x Power LED	100%	NI-MH 4,8V/4,0Ah	3h	85-B-207-03-00	1,5 kg
LED	MULTILED-V-AT 3x1W/3h		3x Power LED	100%	NI-MH 4,8V/4,0Ah	3h	85-B-207-03-00	1,5 kg
LED	MULTILED-V-AT 3x1W/3h		3x Power LED	100%	NI-MH 4,8V/4,0Ah	3h	85-B-207-04-00	1,5 kg
LED	MULTILED-V-AT 3x1W/3h	BODY, NO PLEXI	3x Power LED	100%	NI-MH 4,8V/4,0Ah	3h	85-B-207-10-00	1,5 kg

CENTRALTEST ELMAX-LOOK MULTILED-V-ATXL (RECESSED/ ZAPUSTENÝ)

W	Type / Typ	Version	Light Source / LED	% Emergency Factor	Battery / Akumulátor	Duration / autonómia	Order Code / obj.kód	Weight
LED	MULTILED-V-ATXL 1h		12x LED	100%	NI-MH 4,8V/0,85Ah	1h	85-B-76-02-00	1,5 kg
LED	MULTILED-V-ATXL 1h		12x LED	100%	NI-MH 4,8V/0,85Ah	1h	85-B-76-02-00	1,5 kg
LED	MULTILED-V-ATXL 1h		12x LED	100%	NI-MH 4,8V/0,85Ah	1h	85-B-76-03-00	1,5 kg
LED	MULTILED-V-ATXL 1h		12x LED	100%	NI-MH 4,8V/0,85Ah	1h	85-B-76-05-00	1,5 kg
LED	MULTILED-V-ATXL 1h		12x LED	100%	NI-MH 4,8V/0,85Ah	1h	85-B-76-05-00	1,5 kg
LED	MULTILED-V-ATXL 1h		12x LED	100%	NI-MH 4,8V/0,85Ah	1h	85-B-76-06-00	1,5 kg
LED	MULTILED-V-ATXL 1h	BODY, NO PLEXI	12x LED	100%	NI-MH 4,8V/0,85Ah	1h	85-B-76-01-00	1,5 kg
LED	MULTILED-V-ATXL 3h		12x LED	100%	NI-MH 4,8V/2,1Ah	3h	85-B-83-02-00	1,5 kg
LED	MULTILED-V-ATXL 3h		12x LED	100%	NI-MH 4,8V/2,1Ah	3h	85-B-83-02-00	1,5 kg
LED	MULTILED-V-ATXL 3h		12x LED	100%	NI-MH 4,8V/2,1Ah	3h	85-B-83-03-00	1,5 kg
LED	MULTILED-V-ATXL 3h		12x LED	100%	NI-MH 4,8V/2,1Ah	3h	85-B-83-05-00	1,5 kg
LED	MULTILED-V-ATXL 3h		12x LED	100%	NI-MH 4,8V/2,1Ah	3h	85-B-83-05-00	1,5 kg
LED	MULTILED-V-ATXL 3h		12x LED	100%	NI-MH 4,8V/2,1Ah	3h	85-B-83-06-00	1,5 kg
LED	MULTILED-V-ATXL 3h	BODY, NO PLEXI	12x LED	100%	NI-MH 4,8V/2,1Ah	3h	85-B-83-01-00	1,5 kg
LED	MULTILED-V-Atxl 3x1W/1h		3x Power LED	100%	NI-MH 4,8V/2,1Ah	1h	85-B-214-01-00	1,5 kg
LED	MULTILED-V-Atxl 3x1W/1h		3x Power LED	100%	NI-MH 4,8V/2,1Ah	1h	85-B-214-01-00	1,5 kg
LED	MULTILED-V-Atxl 3x1W/1h		3x Power LED	100%	NI-MH 4,8V/2,1Ah	1h	85-B-214-02-00	1,5 kg
LED	MULTILED-V-Atxl 3x1W/1h		3x Power LED	100%	NI-MH 4,8V/2,1Ah	1h	85-B-214-03-00	1,5 kg
LED	MULTILED-V-Atxl 3x1W/1h		3x Power LED	100%	NI-MH 4,8V/2,1Ah	1h	85-B-214-03-00	1,5 kg
LED	MULTILED-V-Atxl 3x1W/1h		3x Power LED	100%	NI-MH 4,8V/2,1Ah	1h	85-B-214-04-00	1,5 kg
LED	MULTILED-V-Atxl 3x1W/1h	BODY, NO PLEXI	3x Power LED	100%	NI-MH 4,8V/2,1Ah	1h	85-B-214-10-00	1,5 kg
LED	MULTILED-V-Atxl 3x1W/3h		3x Power LED	100%	NI-MH 4,8V/4,0Ah	3h	85-B-215-01-00	1,5 kg
LED	MULTILED-V-Atxl 3x1W/3h		3x Power LED	100%	NI-MH 4,8V/4,0Ah	3h	85-B-215-01-00	1,5 kg
LED	MULTILED-V-Atxl 3x1W/3h		3x Power LED	100%	NI-MH 4,8V/4,0Ah	3h	85-B-215-02-00	1,5 kg
LED	MULTILED-V-Atxl 3x1W/3h		3x Power LED	100%	NI-MH 4,8V/4,0Ah	3h	85-B-215-03-00	1,5 kg
LED	MULTILED-V-Atxl 3x1W/3h		3x Power LED	100%	NI-MH 4,8V/4,0Ah	3h	85-B-215-03-00	1,5 kg
LED	MULTILED-V-Atxl 3x1W/3h		3x Power LED	100%	NI-MH 4,8V/4,0Ah	3h	85-B-215-04-00	1,5 kg
LED	MULTILED-V-Atxl 3x1W/3h	BODY, NO PLEXI	3x Power LED	100%	NI-MH 4,8V/4,0Ah	3h	85-B-215-10-00	1,5 kg

CENTRAL POWER SUPPLY C.LEDLUX-V (RECESSED/ ZAPUSTENÝ)

W	Type / Typ	Version	Light Source / LED	% Emergency Factor	Power / napätie	Duration / autonómia	Order Code / obj.kód	Weight
LED	C.LEDLUX-V 230V		12x LED	100%	230V AC/DC	-	85-B-23-01-00	1,3 kg
LED	C.LEDLUX-V 230V		12x LED	100%	230V AC/DC	-	85-B-23-01-00	1,3 kg
LED	C.LEDLUX-V 230V		12x LED	100%	230V AC/DC	-	85-B-23-02-00	1,3 kg
LED	C.LEDLUX-V 230V		12x LED	100%	230V AC/DC	-	85-B-23-08-00	1,3 kg
LED	C.LEDLUX-V 230V		12x LED	100%	230V AC/DC	-	85-B-23-08-00	1,3 kg
LED	C.LEDLUX-V 230V		12x LED	100%	230V AC/DC	-	85-B-23-09-00	1,3 kg
LED	C.LEDLUX-V 230V	BODY, NO PLEXI	12x LED	100%	230V AC/DC	-	85-B-23-06-00	1,3 kg
LED	C.LEDLUX-V 24V		12x LED	100%	24V AC/DC	-	85-B-22-01-00	1,3 kg
LED	C.LEDLUX-V 24V		12x LED	100%	24V AC/DC	-	85-B-22-01-00	1,3 kg
LED	C.LEDLUX-V 24V		12x LED	100%	24V AC/DC	-	85-B-22-02-00	1,3 kg
LED	C.LEDLUX-V 24V		12x LED	100%	24V AC/DC	-	85-B-22-04-00	1,3 kg
LED	C.LEDLUX-V 24V		12x LED	100%	24V AC/DC	-	85-B-22-04-00	1,3 kg
LED	C.LEDLUX-V 24V		12x LED	100%	24V AC/DC	-	85-B-22-05-00	1,3 kg
LED	C.LEDLUX-V 24V	BODY, NO PLEXI	12x LED	100%	24V AC/DC	-	85-B-22-06-00	1,3 kg

CENTRAL POWER SUPPLY

C.LEDLUX-V (RECESSED/ ZAPUSTENÝ)

W	Type / Typ	Version	Light Source / LED	% Emergency Factor	Power / napätie	Duration / autonómia	Order Code / obj.kód	Weight
LED	C.LEDLUX-V 3x1W/230V		3x Power LED	100%	230V AC/DC	-	85-B-203-01-00	1,3 kg
LED	C.LEDLUX-V 3x1W/230V		3x Power LED	100%	230V AC/DC	-	85-B-203-01-00	1,3 kg
LED	C.LEDLUX-V 3x1W/230V		3x Power LED	100%	230V AC/DC	-	85-B-203-02-00	1,3 kg
LED	C.LEDLUX-V 3x1W/230V		3x Power LED	100%	230V AC/DC	-	85-B-203-03-00	1,3 kg
LED	C.LEDLUX-V 3x1W/230V		3x Power LED	100%	230V AC/DC	-	85-B-203-03-00	1,3 kg
LED	C.LEDLUX-V 3x1W/230V		3x Power LED	100%	230V AC/DC	-	85-B-203-04-00	1,3 kg



Separate plexi / Samostatné plexi


len MULTILED-V / C.LEDLUX-V 12LED Version only

Separate **DOUBLE-SIDED** Plexi:

FOR „V“ RECESSED VERSION in case of order only for MULTILED BODY, NO PLEXI version.

Samostatné OBOJSTRANNÉ plexi pre verziu „V“ - zapustená montáž s piktogramom pri objednávke svietidla bez plexi “BODY, NO PLEXI”

Separate Plexi Order / Samostatné Plexi s pikt.	Order Code / objednávací kód
Suspended plexi „A/C“ / závesné plexi „A/C“	85-B-302-01-00
Suspended plexi „B“ / závesné plexi s pikt. „B“	85-B-302-02-00
Suspended plexi „H/J“ / závesné plexi „H/J“	85-B-302-03-00
Suspended plexi „I“ / závesné plexi s pikt. „I“	85-B-302-04-00



Separate plexi / Samostatné plexi


len MULTILED-V 3x1W/C.LEDLUX-V 3x1W Version only

Separate **DOUBLE-SIDED** Plexi :

FOR „V“ RECESSED VERSION in case of order only for MULTILED BODY, NO PLEXI version.

Samostatné OBOJSTRANNÉ plexi pre verziu „V“ - zapustená montáž s piktogramom pri objednávke svietidla bez plexi “BODY, NO PLEXI”

Separate Plexi Order / Samostatné Plexi s pikt.	Order Code / objednávací kód
Suspended plexi „A/C“ / závesné plexi „A/C“	85-B-307-01-00
Suspended plexi „B“ / závesné plexi s pikt. „B“	85-B-307-02-00
Suspended plexi „H/J“ / závesné plexi „H/J“	85-B-307-03-00
Suspended plexi „I“ / závesné plexi s pikt. „I“	85-B-307-04-00



Separate plexi / Samostatné plexi


len MULTILED-V / C.LEDLUX-V 12LED Version only

Separate **SINGLE-SIDED** Plexi :

FOR „V“ RECESSED VERSION in case of order only for MULTILED BODY, NO PLEXI version.

Samostatné JEDNOSTRANNÉ plexi pre verziu „V“ - zapustená montáž s piktogramom pri objednávke svietidla bez plexi “BODY, NO PLEXI”

Separate Plexi Order / Samostatné Plexi s pikt.	Order Code / objednávací kód
Suspended plexi „A“ / závesné plexi „A“	85-B-302-01-01
Suspended plexi „B“ / závesné plexi s pikt. „B“	85-B-302-02-01
Suspended plexi „C“ / závesné plexi „C“	85-B-302-03-01
Suspended plexi „H“ / závesné plexi „H“	85-B-302-04-01
Suspended plexi „I“ / závesné plexi s pikt. „I“	85-B-302-05-01
Suspended plexi „J“ / závesné plexi „J“	85-B-302-06-01



Separate plexi / Samostatné plexi


len MULTILED-V 3x1W/C.LEDLUX-V 3x1W Version only


Separate **SINGLE-SIDED** Plexi:

FOR „V“ RECESSED VERSION in case of order only for MULTILED BODY, NO PLEXI version.

Samostatné JEDNOSTRANNÉ plexi pre verziu „V“ - zapustená montáž s piktogramom pri objednávke svietidla bez plexi “BODY, NO PLEXI”

Separate Plexi Order / Samostatné Plexi s pikt.	Order Code / objednávací kód
Suspended plexi „A“ / závesné plexi „A“	85-B-307-01-01
Suspended plexi „B“ / závesné plexi s pikt. „B“	85-B-307-02-01
Suspended plexi „C“ / závesné plexi „C“	85-B-307-03-01
Suspended plexi „H“ / závesné plexi „H“	85-B-307-04-01
Suspended plexi „I“ / závesné plexi s pikt. „I“	85-B-307-05-01
Suspended plexi „J“ / závesné plexi „J“	85-B-307-06-01









LED



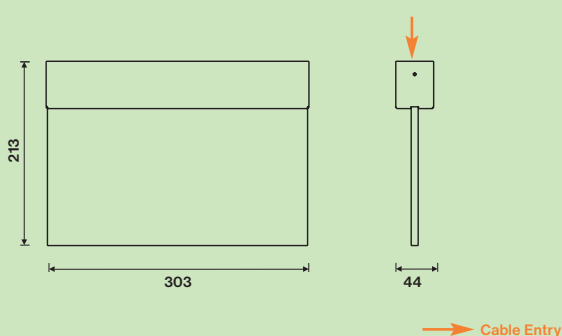
Lux Design

→ 27m

RAL 9006 RAL 9003

C.LEDLUX-P DIM / MULTILED-P DIM

- Surface mounted version
- prisadená montáž



230V AC 230V AC/DC LED 1h I IP20

ECOTREND



AUTOTEST

AUTO TEST



DIMMING

DESCRIPTION

POPIS

- **LED equipped** maintained (M) or centralised (C) dimmable emergency lighting for **CINEMA or THEATRE emergency lighting** applications : during a movie the light output is reduced to 10% and in case of emergency it is automatically increased to 100%
- Conforming to the requirement of EN 60598-2-22
- Design: Metal body with PE powder coat finish RAL9006
- stmievateľné svetidlo pre **trvalé (M)** alebo **centrálne (C)** núdzové osvetlenie vybavené **LED diodami pre aplikácie v KINÁCH alebo DIVADLÁCH**, kde počas predstavenia je svetelný tok redukovaný na 10% a v prípade výpadku elektrickej energie je výkon automaticky zvýšený na 100%
- spĺňa požiadavky európskej normy EN 60598-2-22
- konštrukcia: teleso z lakovanej ocele v RAL9006

STANDARD ACCESSORIES

ŠTANDARDNÁ VÝBAVA

- **DIMMING Function (10% / 100%)**
- Powerful **white colour LEDs**
- LEDs indicating both presence of power supply and signaling failures
- TEST button
- **funkcia stmievania počas predstavenia (10% / 100%)**
- **výkonné LED bielej farby**
- signalizácia LED a TEST tlačítko

OPTIONS

PRÍPLATKY

- Special layered plexi diffuser for perfect illumination of pictogram
- Body in RAL9003 (white) powder coat finish
- **špeciálne vrstvené plexi pre rovnomerné osvetlenie piktogramu**
- farba telesa svetidla RAL9003 (biela)

AUTOTEST

MULTILED-P DIM (SURFACE / PRISADENÝ)

W	Type / Typ	Version	Light Source / LED	% Emergency Factor	Battery / Akumulátor	Duration	Order Code / obj.kód	Weight
LED	MULTILED-P-ATR DIM 3x1W/1h	BODY, NO PLEXI	3x Power LED	100%	NiMh 4,8V/2,1Ah	1h	85-B-85	1,5 kg

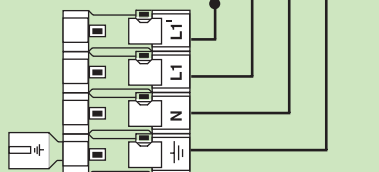
CENTRAL POWER SUPPLY

C.LEDLUX-P DIM (SURFACE / PRISADENÝ)

W	Type / Typ	Version	Light Source / LED	% Emergency Factor	Power / napätie	Duration	Order Code / obj.kód	Weight
LED	C.LEDLUX-P DIM 3x1W 230V AC/DC	BODY, NO PLEXI	12 x LED	100%	230V AC/DC	-	85-B-200	1,3 kg

DIM CONTROL


L N ⊕



MAINS CONNECTION

PŘIPOJENIE SVIETIDLA

- **DIMMING Function Control (10% / 100%)** : If DIM CONTROL=230V AC, then the power is 10%, otherwise 100%
- **riadenie funkcia stmievania (10% / 100%)**: ak je prítomné 230V AC na DIM Control, tak svieti na výkon 10%, inak na 100%



SUSPENDED PLEXI ORDER**OBJEDNÁVKA PLEXI S PIKTO**

- The lighting fixture does not include the plexi, it must be ordered as a separate item.
Please follow both the instructions and order codes mentioned in the chart below
- Svietidlo nezahŕňa štandardne plexi s piktogramom, to musí byť objednané samostatne podľa špecifikácie a objednávacích kódov v tabuľke nižšie uvedenej**

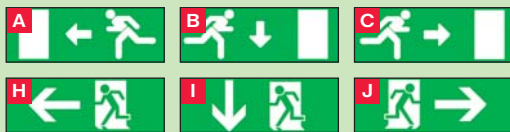


Separate plexi / Samostatné plexi
MULTILED-P 3x1W/C.LEDLUX-P 3x1W Version

Separate DOUBLE-SIDED Plexi :
FOR „P“ SURFACE MOUNTED VERSION in case of order only for MULTILED BODY, NO PLEXI version.

Samostatné OBOJSTRANNÉ plexi pre verziu „P“ - prisadená montáž s piktogramom pri objednávke svietidla bez plexi “BODY, NO PLEXI”

Separate Plexi Order / Samostatné Plexi s pikto.	Order Code / objednávaci kód
Suspended plexi „A/C“ / závesné plexi „A/C“	85-B-306-01-00
Suspended plexi „B“ / závesné plexi s pikto „B“	85-B-306-02-00
Suspended plexi „H/J“ / závesné plexi „H/J“	85-B-306-03-00
Suspended plexi „I“ / závesné plexi s pikto „I“	85-B-306-04-00

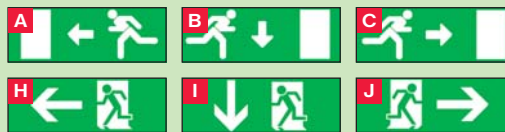


Separate plexi / Samostatné plexi
MULTILED-P 3x1W/C.LEDLUX-P 3x1W Version

Separate SINGLE-SIDED Plexi:
FOR „P“ SURFACE MOUNTED VERSION in case of order only for MULTILED BODY, NO PLEXI version.

Samostatné JEDNOSTRANNÉ plexi pre verziu „P“ - prisadená montáž s piktogramom pri objednávke svietidla bez plexi “BODY, NO PLEXI”

Separate Plexi Order / Samostatné Plexi s pikto.	Order Code / objednávaci kód
Suspended plexi „A“ / závesné plexi „A“	85-B-306-01-01
Suspended plexi „B“ / závesné plexi s pikto „B“	85-B-306-02-01
Suspended plexi „C“ / závesné plexi „C“	85-B-306-03-01
Suspended plexi „H“ / závesné plexi „H“	85-B-306-04-01
Suspended plexi „I“ / závesné plexi s pikto „I“	85-B-306-05-01
Suspended plexi „J“ / závesné plexi „J“	85-B-306-06-01



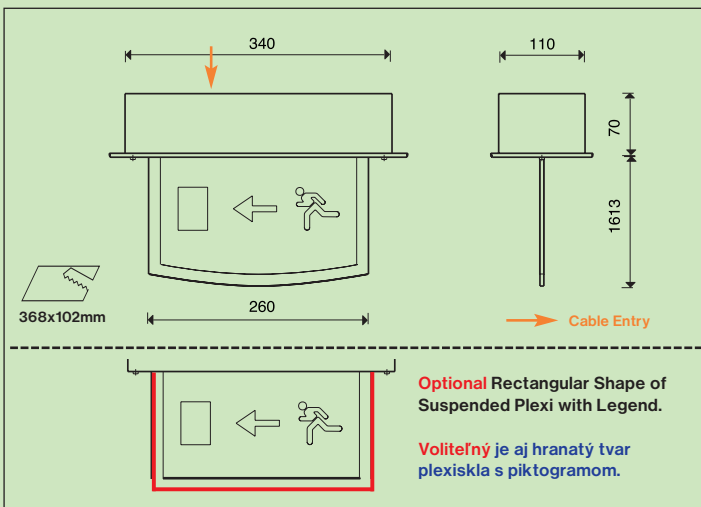


RAL 9003 Chrome



VISION-V / MULTIVISION-V

- Recessed mounting version, suspended leg(s) must be ordered separately
- zapustená verzia, závesné plexi musí byť objednané zvlášť



230V AC 24V AC/DC 8W 1-3h I IP20

AUTO TEST CENTRAL TEST F CE

ECOTREND AUTOTEST

DESCRIPTION POPIS

- Recessed mounting non-maintained (NM), maintained (M) or centralised (C) emergency lighting available also in all:
 - AUTOTEST version (MULTIVISION-AT),
 - CENTRALTEST version for **ELMAX LOOK** (MULTIVISION-ATXL), (see also **SEC-ELMAX LOOK + ELMAX-ZigBee** on pages 162-165)
- Conforming to the requirement of EN 60598-2-22
- Design: Metal body with PE powder coat finish RAL9003 or in chromium surface treatment
- svetidlo pre montáž do stropu pre **netrválé (NM), trvalé (M)** alebo **centrálne (C)** núdzové osvetlenie, aj s funkciami:
 - **AUTOTEST** (MULTIVISION-AT),
 - **CENTRALTEST** pre systém **ELMAX LOOK** (MULTIVISION-ATXL), (pozri systémy **ELMAX LOOK + ELMAX ZigBee** str.162-165)
- spĺňa požiadavky európskej normy EN 60598-2-22
- konštrukcia: teleso z lakovanej ocele v RAL9003 (biela) alebo chrómová povrchová úprava

STANDARD ACCESSORIES ŠTANDARDNÁ VÝBAVA

- LEDs indicating both presence of power supply and signaling failures
- TEST button
- Suspended arc shaped plexi with pictogram (in order please specify the legend version)
- signalizácia LED a TEST tlačítko
- závesné plexi s piktogramom (typ piktogramu je potrebné uviesť v objednávke)



OPTIONS OPCIE

- Rectangular shaped plexi with pictogram
- hranaté závesné plexi v tvare s obdĺžnika



NM/M VISION-V / MULTIVISION-V (RECESSED/ ZAPUSTENÝ)

W	Type / Typ	Version	Version	Light Source / Žiarivka	% Emergency	Battery / Akumulátor	Duration h	Order Code / obj.kód	Weight
8	VISION-V 8W.1	White / biela	NM	8W / G5 / 410 lm	32%	NI-CD 3,6V/1,8Ah	1h	53-B-00-01-00	2,0 kg
8	VISION-V 8W.1	Chromium	NM	8W / G5 / 410 lm	32%	NI-CD 3,6V/1,8Ah	1h	53-B-00-01-F2	2,0 kg
8	VISION-V 8W.3	White / biela	NM	8W / G5 / 410 lm	32%	NI-MH 3,6V/4,0Ah	3h	53-B-01-01-00	2,1 kg
8	VISION-V 8W.3	Chromium	NM	8W / G5 / 410 lm	32%	NI-MH 3,6V/4,0Ah	3h	53-B-01-01-F2	2,1 kg
8	MULTIVISION-V 8W.1	White / biela	NM/M	8W / G5 / 410 lm	32%	NI-CD 3,6V/1,8Ah	1h	53-B-02-01-00	2,1 kg
8	MULTIVISION-V 8W.1	Chromium	NM/M	8W / G5 / 410 lm	32%	NI-CD 3,6V/1,8Ah	1h	53-B-02-01-F2	2,1 kg
8	MULTIVISION-V 8W.3	White / biela	NM/M	8W / G5 / 410 lm	32%	NI-MH 3,6V/4,0Ah	1h	53-B-03-01-00	2,2 kg
8	MULTIVISION-V 8W.3	Chromium	NM/M	8W / G5 / 410 lm	32%	NI-MH 3,6V/4,0Ah	3h	53-B-03-01-F2	2,2 kg

AUTOTEST MULTIVISION-V-AT (RECESSED/ ZAPUSTENÝ)

W	Type / Typ	Version	Version	Light Source / Žiarivka	% Emergency	Battery / Akumulátor	Duration h	Order Code / obj.kód	Weight
8	MULTIVISION-V-AT 8W.1	White / biela	NM/M	8W / G5 / 410 lm	50%	NI-MH 4,8V/2,1Ah	1h	53-B-18-01-00	2,1 kg
8	MULTIVISION-V-AT 8W.1	Chromium	NM/M	8W / G5 / 410 lm	50%	NI-MH 4,8V/2,1Ah	1h	53-B-18-01-F2	2,1 kg
8	MULTIVISION-V-AT 8W.3	White / biela	NM/M	8W / G5 / 410 lm	50%	NI-MH 4,8V/4,0Ah	1h	53-B-37-01-00	2,2 kg
8	MULTIVISION-V-AT 8W.3	Chromium	NM/M	8W / G5 / 410 lm	50%	NI-MH 4,8V/4,0Ah	3h	53-B-37-01-F2	2,2 kg

ELMAX-LOOK MULTIVISION-V-ATXL (RECESSED/ ZAPUSTENÝ)

W	Type / Typ	Version	Version	Light Source / Žiarivka	% Emergency	Battery / Akumulátor	Duration h	Order Code / obj.kód	Weight
8	MULTIVISION-V-ATXL 8W.1	White / biela	NM/M	8W / G5 / 410 lm	50%	NI-MH 4,8V/2,1Ah	1h	53-B-49-01-00	2,1 kg
8	MULTIVISION-V-ATXL 8W.1	Chromium	NM/M	8W / G5 / 410 lm	50%	NI-MH 4,8V/2,1Ah	1h	53-B-49-01-F2	2,1 kg
8	MULTIVISION-V-ATXL 8W.3	White / biela	NM/M	8W / G5 / 410 lm	50%	NI-MH 4,8V/4,0Ah	1h	53-B-50-01-00	2,2 kg
8	MULTIVISION-V-ATXL 8W.3	Chromium	NM/M	8W / G5 / 410 lm	50%	NI-MH 4,8V/4,0Ah	3h	53-B-50-01-F2	2,2 kg

CENTRAL POWER SUPPLY**C.VISION-V (RECESSED/ ZAPUSTENÝ)**

W	Type / Typ	Version	Version	Light Source / Žiarivka	% Emergency	Power / Napájanie	Duration h	Order Code / obj.kód	Weight
8	C.VISION-V 8W/ 24V	White / biela	C	8W / G5 / 410 lm	100%	24V AC/DC	-	53-B-40-01-00	1,8 kg
8	C.VISION-V 8W/ 24V	Chromium	C	8W / G5 / 410 lm	100%	24V AC/DC	-	53-B-40-02-00	1,8 kg
8	C.VISION-V 8W/ 230V	White / biela	C	8W / G5 / 410 lm	100%	230V AC/DC	-	53-B-08-01-00	1,8 kg
8	C.VISION-V 8W/ 230V	Chromium	C	8W / G5 / 410 lm	100%	230V AC/DC	-	53-B-08-02-00	1,8 kg



BUSHMAN

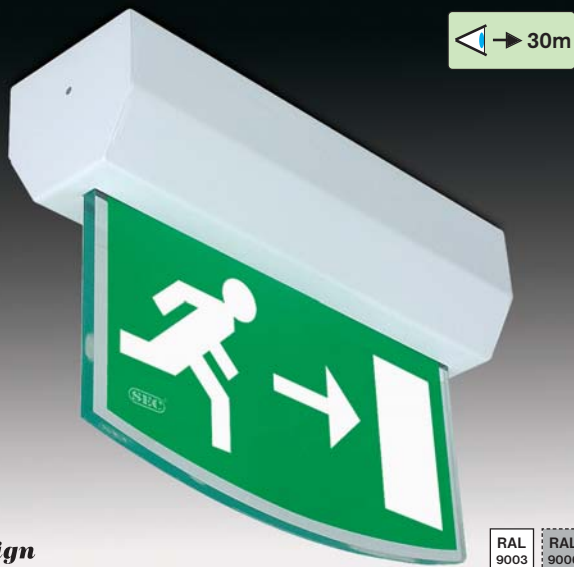


BUSHMAN

BUSHMAN







Lux Design

RAL 9003 RAL 9006

VISION-P / MULTIVISION-P

- Ceiling mounting version, suspended legend must be specified in order
- Prísadená verzia, typ piktogramu musí byť špecifikovaný v objednávke

230V AC 24V AC/DC 8W 1-3h I IP20

AUTO TEST CENTRAL TEST F CE



DESCRIPTION

POPIS

- Ceiling or suspended mounting all non-maintained (NM), maintained (M) or centralised (C) emergency lighting available also in all:
 - AUTOTEST version (MULTIVISION-AT),
 - CENTRALTEST version for **ELMAX LOOK** (MULTIVISION-ATXL), (see also **SEC-ELMAX LOOK + ELMAX-ZigBee** on pages 162-165)
- Conforming to the requirement of EN 60598-2-22
- Design: Metal body with PE powder coat finish RAL9003 or in chromium surface treatment
- stropné alebo závesné svetidlo pre **netvalé (NM), trvalé (M)** alebo **centrálne (C)** núdzové osvetlenie, aj s funkciami:
 - **AUTOTEST** (MULTIVISION-AT),
 - **CENTRALTEST** pre systém **ELMAX LOOK** (MULTIVISION-ATXL), (pozri systémy **ELMAX LOOK + ELMAX ZigBee** str.162-165)
- spĺňa požiadavky európskej normy EN 60598-2-22
- konštrukcia: teleso z lakovanej ocele v RAL9003 (biela) alebo chrómová povrchová úprava

STANDARD ACCESSORIES

ŠTANDARDNÁ VÝBAVA

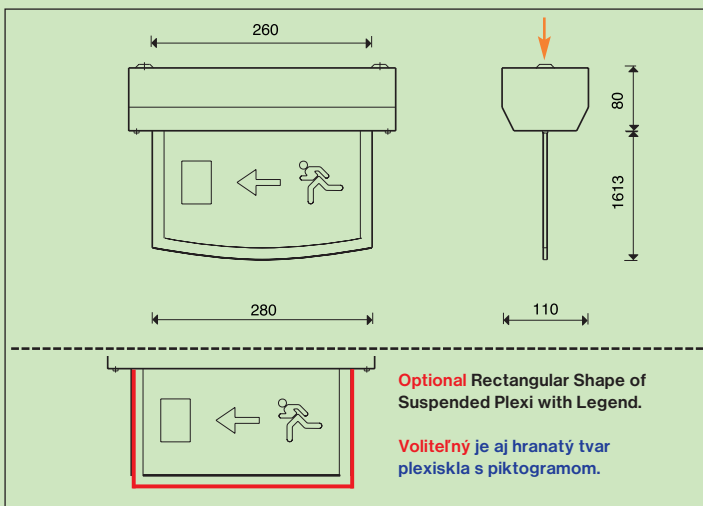
- LEDs indicating both presence of power supply and signaling failures
- TEST button
- Suspended arc shaped plexi with pictogram (in order please specify the legend version A,B or C)
- signalizácia LED a TEST tlačítko
- závesné plexi s piktogramom (typ piktogramu A,B alebo C je potrebné uviesť v objednávke)



OPTIONS

OPCIE

- Rectangular shaped plexi with pictogram
- Suspension hooks
- hranaté závesné plexi v tvare s obdĺžnika
- závesné očka pre montáž na záves



NM/M

VISION-P / MULTIVISION-P (SURFACE M./ PRISADENÝ)

W	Type / Typ	Version	Version	Light Source / Žiarivka	% Emergency	Battery / Akumulátor	Duration h	Order Code / obj.kód	Weight
8	VISION-P 8W.1	White / biela	NM	8W / G5 / 410 lm	32%	NI-CD 3,6V/1,8Ah	1h	53-B-05	2,0 kg
8	VISION-P 8W.3	White / biela	NM	8W / G5 / 410 lm	32%	NI-MH 3,6V/4,0Ah	3h	53-B-13	2,1 kg
8	MULTIVISION-P 8W.1	White / biela	NM/M	8W / G5 / 410 lm	32%	NI-CD 3,6V/1,8Ah	1h	53-B-14	2,1 kg
8	MULTIVISION-P 8W.3	White / biela	NM/M	8W / G5 / 410 lm	32%	NI-MH 3,6V/4,0Ah	3h	53-B-16	2,2 kg

AUTOTEST

MULTIVISION-P-AT (SURFACE M./ PRISADENÝ)

W	Type / Typ	Version	Version	Light Source / Žiarivka	% Emergency	Battery / Akumulátor	Duration h	Order Code / obj.kód	Weight
8	MULTIVISION-P-AT 8W.1	White / biela	NM/M	8W / G5 / 410 lm	50%	NI-MH 4,8V/2,1Ah	1h	53-B-34	2,1 kg
8	MULTIVISION-P-AT 8W.3	White / biela	NM/M	8W / G5 / 410 lm	50%	NI-MH 4,8V/4,0Ah	3h	53-B-33	2,2 kg

ELMAX-LOOK

MULTIVISION-P-ATXL (SURFACE M./ PRISADENÝ)

W	Type / Typ	Version	Version	Light Source / Žiarivka	% Emergency	Battery / Akumulátor	Duration h	Order Code / obj.kód	Weight
8	MULTIVISION-P-ATXL 8W.1	White / biela	NM/M	8W / G5 / 410 lm	50%	NI-MH 4,8V/2,1Ah	1h	53-B-51	2,1 kg
8	MULTIVISION-P-ATXL 8W.3	White / biela	NM/M	8W / G5 / 410 lm	50%	NI-MH 4,8V/4,0Ah	3h	53-B-52	2,2 kg

CENTRAL POWER SUPPLY

C.VISION-P (SURFACE M./ PRISADENÝ)

W	Type / Typ	Version	Version	Light Source / Žiarivka	% Emergency	Power / Napájanie	Duration h	Order Code / obj.kód	Weight
8	C.VISION-P 8W /24V	White / biela	C	8W / G5 / 410 lm	100%	24V AC/DC	-	53-B-04	1,8 kg
8	C.VISION-P 8W /230V	White / biela	C	8W / G5 / 410 lm	100%	230V AC/DC	-	53-B-26	1,8 kg



230V AC
24V AC/DC
8W
11W
1-3h
I
IP20
ECOTREND


AUTO TEST
CENTRAL TEST
F
CE
ZigBee Wireless Control OPTION AVAILABLE


DESCRIPTION **POPIS**

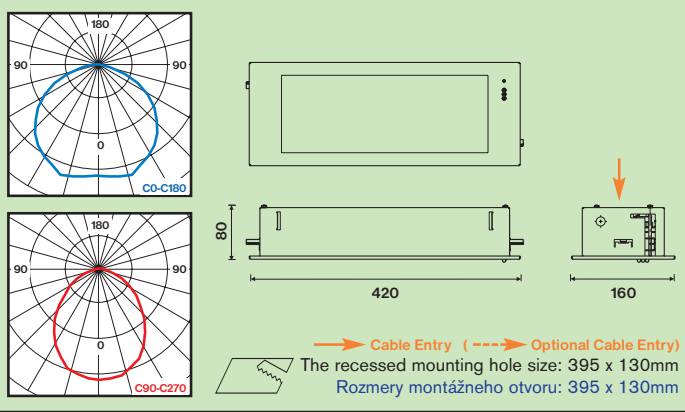
- Recessed mounting non-maintained (NM), maintained (M) or centralised (C) emergency lighting available also in all:
 - AUTOTEST version (MULTIFLAT-AT),
 - CENTRALTEST version for **ELMAX LOOK** (MULTIFLAT-ATXL), (see also **SEC-ELMAX LOOK + ELMAX-ZigBee** on pages 162-165)
- Conforming to the requirement of EN 60598-2-22
- Design:
 - Metal body with PE powder coat finish RAL9003
 - Diffuser made of PMMA
- svietidlo pre zapustenú montáž do stropu pre **netrvalé (NM)**, **trvalé (M)** alebo **centrálné (C)** núdzové osvetlenie, aj s funkciami:
 - **AUTOTEST** (MULTIFLAT-AT),
 - **CENTRALTEST** pre systém **ELMAX LOOK** (MULTIFLAT-ATXL), (pozri systémy **ELMAX LOOK + ELMAX ZigBee** str.162-165)
- spĺňa požiadavky európskej normy EN 60598-2-22
- konštrukcia:
 - teleso z lakovanej ocele v RAL9003 (biela)
 - PMMA difúzer

STANDARD ACCESSORIES **ŠTANDARDNÁ VÝBAVA**

- LEDs indicating both presence of power supply and signaling failures
- TEST button
- signalizácia LED a TEST tlačítko

OPTIONS **PRÍPLATKY**

- Another powder painting colour in RAL9006
- povrchová úprava vo farbe RAL9006



RAL 9003 RAL 9006

FLATLUX / MULTIFLAT

- Recessed version
- verzia určená pre zapustenie do sádkartonového stropu



RAL 9003 RAL 9006

FLATLUX / MULTIFLAT

- Recessed version in RAL9006 colour
- verzia pre zapustenie do sádkartonového stropu v RAL9006 farbe

NM/M **FLATLUX / MULTIFLAT**

W	Type / Typ	Version	Light Source / žiarivka	% Emergency Factor	Battery / Akumulátor	Duration / autonómia	Order Code / obj.kód	Weight
8	FLATLUX 8W.1	NM	8W / G5 / 410 lm	32%	NI-CD 3,6V/1,8Ah	1h	138-B-28	2,0 kg
8	FLATLUX 8W.3	NM	8W / G5 / 410 lm	32%	NI-MH 3,6V/4,0Ah	3h	138-B-29	2,1 kg
11	FLATLUX 11W.1	NM	11W / 2G7 / 900 lm	28%	NI-CD 3,6V/1,8Ah	1h	138-B-32	2,1 kg
11	FLATLUX 11W.3	NM	11W / 2G7 / 900 lm	28%	NI-MH 3,6V/4,0Ah	3h	138-B-33	2,3 kg
8	MULTIFLAT 8W.1	NM/M	8W / G5 / 410 lm	32%	NI-CD 3,6V/1,8Ah	1h	138-B-36	2,2 kg
8	MULTIFLAT 8W.3	NM/M	8W / G5 / 410 lm	32%	NI-MH 3,6V/4,0Ah	3h	138-B-37	2,3 kg
11	MULTIFLAT 11W.1	NM/M	11W / 2G7 / 900 lm	28%	NI-CD 3,6V/1,8Ah	1h	138-B-40	2,3 kg
11	MULTIFLAT 11W.3	NM/M	11W / 2G7 / 900 lm	28%	NI-MH 3,6V/4,0Ah	3h	138-B-41	2,5 kg

AUTOTEST **MULTIFLAT-AT**

W	Type / Typ	Version	Light Source / žiarivka	% Emergency Factor	Battery / Akumulátor	Duration / autonómia	Order Code / obj.kód	Weight
8	MUTLIFLAT-AT 8W.1	NM/M	8W / G5 / 410 lm	50%	NI-MH 4,8V/2,1Ah	1h	138-B-00	2,0 kg
8	MUTLIFLAT-AT 8W.3	NM/M	8W / G5 / 410 lm	50%	NI-MH 4,8V/4,0Ah	3h	138-B-01	2,1 kg
11	MUTLIFLAT-AT 11W.1	NM/M	11W / 2G7 / 900 lm	50%	NI-MH 4,8V/3,0Ah	1h	138-B-02	2,1 kg
11	MUTLIFLAT-AT 11W.3	NM/M	11W / 2G7 / 900 lm	50%	NI-MH 4,8V/4,0Ah	3h	138-B-03	2,3 kg

CENTRALTEST ELMAX-LOOK**MULTIFLAT-ATXL**

W	Type / Typ	Version	Light Source / žiarivka	% Emergency Factor	Battery / Akumulátor	Duration / autonómia	Order Code / obj.kód	Weight
8	MUTLIFLAT-ATXL 8W.1	NM/M	8W / G5 / 410 lm	50%	NI-MH 4,8V/2,1Ah	1h	138-B-48	2,0 kg
8	MUTLIFLAT-ATXL 8W.3	NM/M	8W / G5 / 410 lm	50%	NI-MH 4,8V/4,0Ah	3h	138-B-50	2,1 kg
11	MUTLIFLAT-ATXL 11W.1	NM/M	11W / 2G7 / 900 lm	50%	NI-MH 4,8V/3,0Ah	1h	138-B-49	2,1 kg
11	MUTLIFLAT-ATXL 11W.3	NM/M	11W / 2G7 / 900 lm	50%	NI-MH 4,8V/4,0Ah	3h	138-B-51	2,3 kg

CENTRAL POWER SUPPLY**C.FLATLUX**

W	Type / Typ	Version	Light Source / žiarivka	% Emergency Factor	Power / Napätie	Duration / autonómia	Order Code / obj.kód	Weight
8	C.FLATLUX 8W/24V	C	8W / G5 / 410 lm	100%	24V AC/DC	-	138-B-11	1,9 kg
8	C.FLATLUX 8W/230V	C	8W / G5 / 410 lm	100%	230V AC/DC	-	138-B-12	1,9 kg
11	C.FLATLUX 11W/24V	C	11W / 2G7 / 900 lm	100%	24V AC/DC	-	138-B-45	1,9 kg
11	C.FLATLUX 11W/230V	C	11W / 2G7 / 900 lm	100%	230V AC/DC	-	138-B-09	1,9 kg





Stavba: Galéria Mlyny Nitra
Investor: MLYNY a.s. Nitra
Generálny dodávateľ:
IN VEST s.r.o. Šala



Stavba: Galéria Mlyny Nitra
Investor: MLYNY a.s. Nitra
Generálny dodávateľ:
IN VEST s.r.o. Šala

← → 27m




Lux Design

RAL 9003 RAL 9006

FLATLUX-P / MULTIFLAT-P

- Recessed version ready for suspended plexi (must be ordered separately)
- verzia pre zapustenie do stropu pre závesné plexi (objednať samostatne)

Optional Item / Príplatok	Order Code / objednávací kód
Suspended plexi „A/C“ / závesné plexi „A/C“	102-B-08-02-00
Suspended plexi „B“ / závesné plexi s pikto „B“	102-B-08-03-00
Suspended plexi „H/J“ / závesné plexi „H/J“	102-B-08-11-00
Suspended plexi „I“ / závesné plexi s pikto „I“	102-B-08-10-00



Optional Doublesided Plexi / Príplatkové obojstranné závesné plexi:

- Viewing Distance 27m
- rozoznatelnosť piktogramu 27m

230V
AC

24V
AC/DC

8W

11W

1-3h

I

IP20

ECOTREND

AUTO
TEST

CENTRAL
TEST

F

CE

ZigBee
Wireless Control
OPTION AVAILABLE

AUTOTEST

DESCRIPTION

POPIS

- Recessed mounting non-maintained (NM), maintained (M) or centralised (C) emergency lighting available also in all:
 - AUTOTEST version (MULTIFLAT-AT),
 - CENTRALTEST version for **ELMAX LOOK** (MULTIFLAT-ATXL), (see also **SEC-ELMAX LOOK + ELMAX-ZigBee** on pages 162-165)
- Conforming to the requirement of EN 60598-2-22
- Design:
 - Metal body with PE powder coat finish RAL9003
 - Diffuser made of PMMA
- svetidlo pre zapustenú montáž do stropu pre **netrvalé (NM)**, **trvalé (M)** alebo **centrálné (C)** núdzové osvetlenie, aj s funkciami:
 - **AUTOTEST** (MULTIFLAT-AT),
 - **CENTRALTEST** pre systém **ELMAX LOOK** (MULTIFLAT-ATXL), (pozri systémy **ELMAX LOOK + ELMAX ZigBee** str.162-165)
- spĺňa požiadavky európskej normy EN 60598-2-22
- konštrukcia:
 - teleso z lakovanej ocele v RAL9003 (biela)
 - PMMA difúzer

STANDARD ACCESSORIES

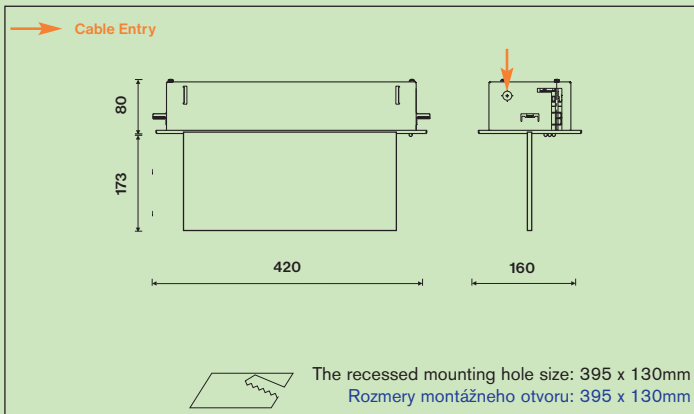
ŠTANDARDNÁ VÝBAVA

- LEDs indicating both presence of power supply and signaling failures
- TEST button
- signalizácia LED a TEST tlačítko

OPTIONS

OPCIE

- Rectangular shaped plexi with pictogram (its type must be specified in the order under the code)
- závesné plexi s piktogramom (používajte objednávacie kódy pre plexi)



NM/M

FLATLUX-P / MULTIFLAT-P

W	Type / Typ	Version	Light Source / žiarivka	% Emergency Factor	Battery / Akumulátor	Duration / autonómia	Order Code / obj.kód	Weight
8	FLATLUX-P 8W.1	NM	8W / G5 / 410 lm	32%	NI-CD 3,6V/1,8Ah	1h	138-B-30	2,0 kg
8	FLATLUX-P 8W.3	NM	8W / G5 / 410 lm	32%	NI-MH 3,6V/4,0Ah	3h	138-B-31	2,1 kg
11	FLATLUX-P 11W.1	NM	11W / 2G7 / 900 lm	28%	NI-CD 3,6V/1,8Ah	1h	138-B-34	2,1 kg
11	FLATLUX-P 11W.3	NM	11W / 2G7 / 900 lm	28%	NI-MH 3,6V/4,0Ah	3h	138-B-35	2,3 kg
8	MULTIFLAT-P 8W.1	NM/M	8W / G5 / 410 lm	32%	NI-CD 3,6V/1,8Ah	1h	138-B-38	2,2 kg
8	MULTIFLAT-P 8W.3	NM/M	8W / G5 / 410 lm	32%	NI-MH 3,6V/4,0Ah	3h	138-B-39	2,3 kg
11	MULTIFLAT-P 11W.1	NM/M	11W / 2G7 / 900 lm	28%	NI-CD 3,6V/1,8Ah	1h	138-B-42	2,3 kg
11	MULTIFLAT-P 11W.3	NM/M	11W / 2G7 / 900 lm	28%	NI-MH 3,6V/4,0Ah	3h	138-B-43	2,5 kg

AUTOTEST

MULTIFLAT-AT-P

W	Type / Typ	Version	Light Source / žiarivka	% Emergency Factor	Battery / Akumulátor	Duration / autonómia	Order Code / obj.kód	Weight
8	MUTLIFLAT-P-AT 8W.1	NM/M	8W / G5 / 410 lm	50%	NI-MH 4,8V/2,1Ah	1h	138-B-04	2,0 kg
8	MUTLIFLAT-P-AT 8W.3	NM/M	8W / G5 / 410 lm	50%	NI-MH 4,8V/4,0Ah	3h	138-B-05	2,1 kg
11	MUTLIFLAT-P-AT 11W.1	NM/M	11W / 2G7 / 900 lm	50%	NI-MH 4,8V/3,0Ah	1h	138-B-06	2,1 kg
11	MUTLIFLAT-P-AT 11W.3	NM/M	11W / 2G7 / 900 lm	50%	NI-MH 4,8V/4,0Ah	3h	138-B-07	2,3 kg

CENTRALTEST ELMAX-LOOK**MULTIFLAT-ATXL-P**

W	Type / Typ	Version	Light Source / žiarivka	% Emergency Factor	Battery / Akumulátor	Duration / autonómia	Order Code / obj.kód	Weight
8	MUTLIPLAT-P-ATXL 8W.1	NM/M	8W / G5 / 410 lm	50%	NI-MH 4,8V/2,1Ah	1h	138-B-52	2,0 kg
8	MUTLIPLAT-P-ATXL 8W.3	NM/M	8W / G5 / 410 lm	50%	NI-MH 4,8V/4,0Ah	3h	138-B-53	2,1 kg
11	MUTLIPLAT-P-ATXL 11W.1	NM/M	11W / 2G7 / 900 lm	50%	NI-MH 4,8V/3,0Ah	1h	138-B-54	2,1 kg
11	MUTLIPLAT-P-ATXL 11W.3	NM/M	11W / 2G7 / 900 lm	50%	NI-MH 4,8V/4,0Ah	3h	138-B-55	2,3 kg

CENTRAL POWER SUPPLY**C.FLATLUX-P**

W	Type / Typ	Version	Light Source / žiarivka	% Emergency Factor	Power / Napätie	Duration / autonómia	Order Code / obj.kód	Weight
8	C.FLATLUX-P 8W/24V	C	8W / G5 / 410 lm	100%	24V AC/DC	-	138-B-44	1,9 kg
8	C.FLATLUX-P 8W/230V	C	8W / G5 / 410 lm	100%	230V AC/DC	-	138-B-46	1,9 kg
11	C.FLATLUX-P 11W/24V	C	11W / 2G7 / 900 lm	100%	24V AC/DC	-	138-B-47	1,9 kg
11	C.FLATLUX-P 11W/230V	C	11W / 2G7 / 900 lm	100%	230V AC/DC	-	138-B-10	1,9 kg

Stavba: Galéria Mlyny Nitra
 Investor: MLYNY a.s. Nitra
 Generálny dodávateľ:
 IN VEST s.r.o. Šafa



230V AC 24V AC/DC 8W 14W 1-3h I IP20



DESCRIPTION

POPIS

- Wall mounting non-maintained (NM), maintained (M) or centralised (C) emergency lighting based on the same AL extruded profiles as indoor lighting type serie WEGA (see also pages No.32-68)
- Conforming to the requirement of EN 60598-2-22
- Design:
 - Extruded AL profiles body (anodized AL)
 - Diffuser made of PMMA
- nástenné svietidlo pre pre **netvalé (NM)**, **trvalé (M)** alebo **centrálne (C)** núdzové osvetlenie v rovnakom dizajne ako interiérové svietidla typovej rady WEGA (pozri aj strany 32-68)
- spĺňa požiadavky európskej normy EN 60598-2-22
- konštrukcia:
 - teleso z AL eloxovaných profilov
 - PMMA difúzer

STANDARD ACCESSORIES

ŠTANDARDNÁ VÝBAVA

- LEDs indicating both presence of power supply and signaling failures
- TEST button
- signalizácia LED a TEST tlačítko

OPTIONS

PRÍPLATKY

- The diffuser with the pictogram of type H,I or J (must be ordered separately)
- plexi kryt svietidla s piktogramom typu H,I alebo J objednávať zvlášť (musí byť objednané ako samostatná položka podľa tabuľky nižšie)



Diffuser with a pictogram / kryt s piktogramom	Order Code / objednávaci kód
Diffuser with picto „H“ / kryt s pikto “H” 8W	162-B-00-04
Diffuser with picto „I“ / kryt s pikto “I” 8W	162-B-00-05
Diffuser with picto „J“ / kryt s pikto “J” 8W	162-B-00-06
Diffuser with picto „H“ / kryt s pikto “H” 14W	162-B-01-04
Diffuser with picto „I“ / kryt s pikto “I” 14W	162-B-01-05
Diffuser with picto „J“ / kryt s pikto “J” 14W	162-B-01-06

Diffuser with a pictogram:

- Viewing Distance 31m (you need 1pcs/fixture)

Kryt svietidla s piktogramom:


- rozoznateľnosť piktogramu 31m (potrebný 1ks/svietidlo)



AL

FRAMELUX / MULTIFRAME

- Modern designed emergency lighting based on AL profiles as WEGA
- moderné núdzové svietidlo s použitím AL profilov ako typový rad WEGA



NM/M

FRAMELUX / MULTIFRAME

W	Type / Typ	Version	Size: AxBxC mm	% Emergency Factor	Battery / Akumulátor	Duration / autonómia	Order Code / obj.kód	Weight
8	FRAMELUX 8W.1	NM	405x256x55mm	32%	NI-CD 3,6V/1,8Ah	1h	162-B-22	3,0 kg
8	FRAMELUX 8W.3	NM	405x256x55mm	32%	NI-MH 3,6V/4,0Ah	3h	162-B-23	3,2 kg
14	FRAMELUX 14W.1	NM	630x360x55mm	27%	NI-CD 3,6V/1,8Ah	1h	162-B-24	4,1 kg
14	FRAMELUX 14W.3	NM	630x360x55mm	28%	NI-MH 3,6V/4,0Ah	3h	162-B-25	4,3 kg
8	MULTIFRAME 8W.1	NM/M	405x256x55mm	32%	NI-CD 3,6V/1,8Ah	1h	162-B-26	3,2 kg
8	MULTIFRAME 8W.3	NM/M	405x256x55mm	32%	NI-MH 3,6V/4,0Ah	3h	162-B-27	3,4 kg
14	MULTIFRAME 14W.1	NM/M	630x360x55mm	27%	NI-CD 3,6V/1,8Ah	1h	162-B-28	4,3 kg
14	MULTIFRAME 14W.3	NM/M	630x360x55mm	28%	NI-MH 3,6V/4,0Ah	3h	162-B-29	4,6 kg

CENTRAL POWER SUPPLY

C.FRAMELUX

W	Type / Typ	Version	Size: AxBxC mm	% Emergency Factor	Power / Napätie	Duration / autonómia	Order Code / obj.kód	Weight
8	C.FRAMELUX 8W/24V	C	405x256x55mm	100%	24V AC/DC	-	162-B-30	2,6 kg
8	C.FRAMELUX 8W/230V	C	405x256x55mm	100%	230V AC/DC	-	162-B-31	2,6 kg
14	C.FRAMELUX 14W/24V	C	630x360x55mm	100%	24V AC	-	162-B-32	3,5 kg
14	C.FRAMELUX 14W/230V	C	630x360x55mm	100%	230V AC/DC	-	162-B-33	3,5 kg

230V AC 24V AC/DC 8W 1-3h I IP20



DESCRIPTION

POPIS

- These lighting fixture are designed as **double sided all non-maintained (NM), maintained (M) or centralised (C) emergency lighting** based on the same AL extruded profiles as indoor lighting type serie WEGA (see also pages No.32-68). Thank to this you can create smooth design of both emergency and general lighting in one project.
- **FRAMELUX-SIDE / MULTIFRAME-SIDE = perpendicular wall mounting double sided emergency lighting fixture**
- **FRAMELUX-TOP / MULTIFRAME-TOP = ceiling mounting double sided emergency lighting fixture**
- Conforming to the requirement of EN 60598-2-22
- Design:
 - Extruded AL profiles body (anodized AL), diffuser made of PMMA
- obojstranné svietidlo pre **netrválé (NM), trvalé (M) alebo centrálne (C)** núdzové osvetlenie v rovnakom dizajne ako interiérové svietidla typovej rady WEGA (pozri aj strany 32-68), čím môžete vytvoriť projekt zahŕňajúci núdzové a hlavné osvetlenie v rovnakom dizajne
- **FRAMELUX-SIDE / MULTIFRAME-SIDE = svietidlo pre montáž na zvislú stenu, piktogram obojstranne viditeľný**
- **FRAMELUX-TOP / MULTIFRAME-TOP = svietidlo pre montáž na strop, piktogram obojstranne viditeľný**
- spĺňa požiadavky európskej normy EN 60598-2-22
- konštrukcia:
 - teleso z AL eloxovaných profilov a PMMA difúzer

ACCESSORIES

PRÍSLUŠENSTVO

- 2pcs of diffusers with the pictogram of type H,I or J (must be ordered separately)
- 2ks plexi krytov svietidla s piktogramom typu H,I alebo J (musí byť objednané ako samostatná položka podľa tabuľky nižšie)

Diffusor with a pictogram / kryt s piktogramom	Order Code / objednávaci kód
Diffusor with picto „H“ / pplexi kryt s pikto „H“	162-B-00-04
Diffusor with picto „I“ / pplexi kryt s pikto „I“	162-B-00-05
Diffusor with picto „J“ / pplexi kryt s pikto „J“	162-B-00-06



Diffusor with a pictogram:

- Viewing Distance 31m (you need 2pcs/fixture)

Kryt svietidla s piktogramom:

- rozoznatelnosť piktogramu 31m (potrebné 2ks/svietidlo)

31m



AL

FRAMELUX / MULTIFRAME

- Ceiling mounting double sided emergency lighting
- stropné obojstranné núdzové svietidlo

31m



AL

FRAMELUX / MULTIFRAME

- Perpendicular wall mounting double sided emergency lighting
- obojstranné núdzové svietidlo pre montáž kolmo na zvislú stenu

NM/M

FRAMELUX / MULTIFRAME -TOP

W	Type / Typ	Version	Size: AxBxC mm	% Emergency Factor	Battery / Akumulátor	Duration / autonómia	Order Code / obj.kód	Weight
8	FRAMELUX-TOP 8W.1	NM	405x256x55mm	32%	NI-CD 3,6V/1,8Ah	1h	162-B-10	3,0 kg
8	FRAMELUX-TOP 8W.3	NM	405x256x55mm	32%	NI-MH 3,6V/4,0Ah	3h	162-B-11	3,2 kg
8	MUTLIFRAME-TOP 8W.1	NM/M	405x256x55mm	32%	NI-CD 3,6V/1,8Ah	1h	162-B-12	3,0 kg
8	MUTLIFRAME-TOP 8W.3	NM/M	405x256x55mm	32%	NI-MH 3,6V/4,0Ah	3h	162-B-13	3,2 kg
8	FRAMELUX-SIDE 8W.1	NM	405x256x55mm	32%	NI-CD 3,6V/1,8Ah	1h	162-B-14	3,3 kg
8	FRAMELUX-SIDE 8W.3	NM	405x256x55mm	32%	NI-MH 3,6V/4,0Ah	3h	162-B-15	3,4 kg
8	MUTLIFRAME-SIDE 8W.1	NM/M	405x256x55mm	32%	NI-CD 3,6V/1,8Ah	1h	162-B-16	3,3 kg
8	MUTLIFRAME-SIDE 8W.3	NM/M	405x256x55mm	32%	NI-MH 3,6V/4,0Ah	3h	162-B-17	3,4 kg

CENTRAL POWER SUPPLY

FRAMELUX / MULTIFRAME -TOP/-SIDE

W	Type / Typ	Version	Light Source / žiarivka	% Emergency Factor	Power / Napätie	Size: AxBxC mm	Order Code / obj.kód	Weight
8	C.FRAMELUX-TOP 8W/24V	C	8W / G5 / 410 lm	100%	24V AC/DC	405x256x55mm	162-B-18	2,6 kg
8	C.FRAMELUX-TOP 8W/230V	C	8W / G5 / 410 lm	100%	230V AC/DC	405x256x55mm	162-B-19	2,6 kg
8	C.FRAMELUX-SIDE 8W/24V	C	8W / G5 / 410 lm	100%	24V AC/DC	405x256x55mm	162-B-20	2,6 kg
8	C.FRAMELUX-SIDE 8W/230V	C	8W / G5 / 410 lm	100%	230V AC/DC	405x256x55mm	162-B-21	2,6 kg

← → 18m



Lux Design

RAL 9006 RAL 9003

GRANDLUX / MULTIGRAND

- Modern designed emergency lighting
- moderné nástenné núdzové svietidlo

230V AC 24V AC/DC 9W 11W 1h I IP20 ECOTREND

AUTO TEST CENTRAL TEST F CE

AUTOTEST

DESCRIPTION POPIS

- Equisite wall mounting all non-maintained (NM), maintained (M) or centralised (C) emergency lighting available also in AUTOTEST version
- Conforming to the requirement of EN 60598-2-22
- Design:
 - Metal body with PE powder coat finish RAL9006
- nástenné svietidlo pre **netrvalé (NM), trvalé (M)** alebo **centrálne (C)** núdzové osvetlenie dostupná aj s **funkciou AUTOTEST**
- spĺňa požiadavky európskej normy EN 60598-2-22
- konštrukcia:
 - teleso z lakovanej ocele v RAL9006

STANDARD ACCESSORIES ŠTANDARDNÁ VÝBAVA

- **Set of self adhesive pictograms (standard set A,B,C)**
- LEDs indicating power supply and signaling failures + TEST button
- **sada 3ks samolepiacich piktogramov (štandardne A,B,C)**
- signalizácia LED a TEST tlačítko



OPTIONS PRIPLATKY

- Alternative colour according to customer requirement in RAL
- Alternative set of self-adhesive pictograms (set H,I,J)
- farba telesa podľa špecifikácie odberateľa
- sada samolepiacich piktogramov (sada H,I,J)



→ Cable Entry (- - - - -) Optional Cable Entry

NM/M

GRANDLUX / MULTIGRAND

W	Type / Typ	Version	Light Source / žiarivka	% Emergency Factor	Battery / Akumulátor	Duration / autonómia	Order Code / obj.kód	Weight
9	GRANDLUX 9W.1	NM	9W / 2G7 / 600 lm	27%	NI-CD 3,6V/1,8Ah	1h	86-B-06	2,2 kg
9	GRANDLUX 9W.3	NM	9W / 2G7 / 600 lm	27%	NI-MH 3,6V/4,0Ah	3h	86-B-04	2,4 kg
9	MULTIGRAND 9W.1	NM/M	9W / 2G7 / 600 lm	27%	NI-CD 3,6V/1,8Ah	1h	86-B-07	2,4 kg
9	MULTIGRAND 9W.3	NM/M	9W / 2G7 / 600 lm	27%	NI-MH 3,6V/4,0Ah	3h	86-B-05	2,6 kg

AUTOTEST

MULTIGRAND-AT


W	Type / Typ	Version	Light Source / žiarivka	% Emergency Factor	Battery / Akumulátor	Duration / autonómia	Order Code / obj.kód	Weight
11	MULTIGRAND-AT 11W.1	NM	11W / 2G7 / 900 lm	50%	NI-MH 4,8V/3,0Ah	1h	86-B-12	2,3 kg
11	MULTIGRAND-AT 11W.3	NM	11W / 2G7 / 900 lm	50%	NI-MH 4,8V/4,0Ah	3h	86-B-13	2,5 kg

CENTRAL POWER SUPPLY

C.GRANDLUX

W	Type / Typ	Version	Light Source / žiarivka	% Emergency Factor	Power / Napätie	Duration / autonómia	Order Code / obj.kód	Weight
9	C.GRANDLUX 9W/24V	C	9W / 2G7 / 600 lm	100%	24V AC/DC	-	86-B-09	2,0 kg
9	C.GRANDLUX 9W/230V	C	9W / 2G7 / 600 lm	100%	230V AC/DC	-	86-B-02	2,0 kg

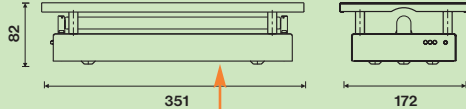
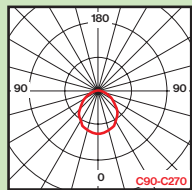
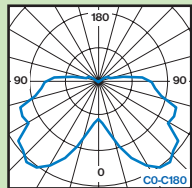




RAL 9006 RAL 9003

PLAINLUX / MULTIPLAIN

- Modern designed emergency lighting without any pictogram
- moderné núdzové svetidlo bez piktogramov



→ Cable Entry (- - - - -) Optional Cable Entry

230V AC 24V AC/DC 8W 1-3h I IP20

AUTO TEST CENTRAL TEST F CE ZigBee Wireless Control OPTION AVAILABLE

ECOTREND

AUTOTEST

DESCRIPTION **POPIS**

- Non-maintained (NM), maintained (M) or centralised (C) emergency lighting with slim design and perfect light distribution available also in all:
 - AUTOTEST version (MULTIPLAIN-AT),
 - CENTRALTEST version for **ELMAX LOOK** (MULTIPLAIN-ATXL), (see also **SEC-ELMAX LOOK + ELMAX-ZigBee** on pages 162-165)
- Conforming to the requirement of EN 60598-2-22
- Design:
 - Body made of metal with PE powder coat finish RAL9006
 - PMMA diffuser
- svetidlo pre **netrvané (NM), trvalé (M)** alebo **centrálne (C)** núdzové osvetlenie zaručujúce **vysokú hladinu svetelného toku a perfektnú distribúciu svetla**, aj s funkciami:
 - **AUTOTEST** (MULTIPLAIN-AT),
 - **CENTRALTEST** pre systém **ELMAX LOOK** (MULTIPLAIN-ATXL), (pozri systémy **ELMAX LOOK + ELMAX ZigBee** str.162-165)
- spĺňa požiadavky európskej normy EN 60598-2-22
- konštrukcia:
 - teleso z lakovanej ocele v RAL9006
 - svetelno-činný kryt PMMA

STANDARD ACCESSORIES **ŠTANDARDNÁ VÝBAVA**

- Mirror effect reflector for perfect light distribution
- LEDs indicating both presence of power supply and signaling failures
- TEST button
- vysokošleštený hliníkový reflektor pre perfektnú distribúciu svetla
- signalizácia LED a TEST tlačítko

OPTIONS **PRIPLATKY**

- Body in RAL9003 colour (white)
- Teleso svetidla vo farbe RAL9003 (biela)

NM/M PLAINLUX / MULTIPLAIN (NO PICTO / BEZ PIKTOGRAMU)

W	Type / Typ	Version	Light Source / žiarivka	% Emergency Factor	Battery / Akumulátor	Duration / autonómia	Order Code / obj.kód	Weight
8	PLAINLUX 8W.1	NM	8W / G5 / 410 lm	32%	NI-CD 3,6V/1,8Ah	1h	124-B-02	2,2 kg
8	PLAINLUX 8W.3	NM	8W / G5 / 410 lm	32%	NI-MH 3,6V/4,0Ah	3h	124-B-03	2,4 kg
8	MULTIPLAIN 8W.1	NM/M	8W / G5 / 410 lm	32%	NI-CD 3,6V/1,8Ah	1h	124-B-04	2,4 kg
8	MULTIPLAIN 8W.3	NM/M	8W / G5 / 410 lm	32%	NI-MH 3,6V/4,0Ah	3h	124-B-05	2,6 kg

AUTOTEST MULTIPLAIN-AT (NO PICTO / BEZ PIKTOGRAMU)

W	Type / Typ	Version	Light Source / žiarivka	% Emergency Factor	Battery / Akumulátor	Duration / autonómia	Order Code / obj.kód	Weight
8	MULTIPLAIN-AT 8W.1	NM/M	8W / G5 / 410 lm	50%	NI-MH 4,8V/2,1Ah	1h	124-B-00	2,4 kg
8	MULTIPLAIN-AT 8W.3	NM/M	8W / G5 / 410 lm	50%	NI-MH 4,8V/4,0Ah	3h	124-B-01	2,6 kg

ELMAX-LOOK MULTIPLAIN-ATXL (NO PICTO / BEZ PIKTOGRAMU)

W	Type / Typ	Version	Light Source / žiarivka	% Emergency Factor	Battery / Akumulátor	Duration / autonómia	Order Code / obj.kód	Weight
8	MULTIPLAIN-ATXL 8W.1	NM/M	8W / G5 / 410 lm	50%	NI-MH 4,8V/2,1Ah	1h	124-B-09	2,4 kg
8	MULTIPLAIN-ATXL 8W.3	NM/M	8W / G5 / 410 lm	50%	NI-MH 4,8V/4,0Ah	3h	124-B-10	2,6 kg

CENTRAL POWER SUPPLY C.PLAINLUX (NO PICTO / BEZ PIKTOGRAMU)

W	Type / Typ	Version	Light Source / žiarivka	% Emergency Factor	Power / Napätie	Duration / autonómia	Order Code / obj.kód	Weight
8	C.PLAINLUX 8W/24V	C	8W / G5 / 410 lm	100%	24V AC/DC	-	124-B-11	2,1 kg
8	C.PLAINLUX 8W/230V	C	8W / G5 / 410 lm	100%	230V AC/DC	-	124-B-07	2,1 kg



DESCRIPTION **POPIS**

- same as no-picto version PLAINLUX / MULTIPLAIN
- rovnako ako verzia PLAINLUX / MULTIPLAIN bez piktogramu

STANDARD ACCESSORIES **ŠTANDARDNÁ VÝBAVA**

- same as no-picto version PLAINLUX / MULTIPLAIN
- rovnako ako verzia PLAINLUX / MULTIPLAIN bez piktogramu

OPTIONS **PRÍPLATKY**

- Foil pictogram together with AL cover frame (1 pcs must be specified in the order)
- Fóliový piktogram spolu s krycím AL rámkom (1 ks z typov musí byť špecifikovaný v objednávke)




PLAINLUX / MULTIPLAIN

- Modern designed emergency lighting with PICTO in AL frame
- moderné núdzové svietidlo s piktogramom v AL rámku



Optional Item / Príplatek	Order Code / objednávací kód
Foil picto „A“+AL Frame / pikto fólia „A“+rámk	124-B-00-06-00
Foil picto „B“+AL Frame / pikto fólia „B“+rámk	124-B-00-07-00
Foil picto „C“+AL Frame / pikto fólia „C“+rámk	124-B-00-08-00
Foil picto „H“+AL Frame / pikto fólia „H“+rámk	124-B-00-10-00
Foil picto „I“+AL Frame / pikto fólia „I“+rámk	124-B-00-11-00
Foil picto „J“+AL Frame / pikto fólia „J“+rámk	124-B-00-12-00



- Optional Pictograms / Príplatkové piktogramy:**
- Foil based pictogram + AL cover frame (click system)
 - Fóliový piktogram + krycí AL rámk („click“ systém)
 - Viewing Distance 28m / rozoznatelnosť piktogramu 28m

NM/M PLAINLUX / MULTIPLAIN (FOR PICTO / PRE PIKTOGRAM)

W	Type / Typ	Version	Light Source / žiarivka	% Emergency Factor	Battery / Akumulátor	Duration / autonómia	Order Code / obj.kód	Weight
8	PLAINLUX 8W.1	NM	8W / G5 / 410 lm	32%	NI-CD 3,6V/1,8Ah	1h	124-B-02-02-00	2,2 kg
8	PLAINLUX 8W.3	NM	8W / G5 / 410 lm	32%	NI-MH 3,6V/4,0Ah	3h	124-B-03-02-00	2,4 kg
8	MULTIPLAIN 8W.1	NM/M	8W / G5 / 410 lm	32%	NI-CD 3,6V/1,8Ah	1h	124-B-04-02-00	2,4 kg
8	MULTIPLAIN 8W.3	NM/M	8W / G5 / 410 lm	32%	NI-MH 3,6V/4,0Ah	3h	124-B-05-02-00	2,6 kg

AUTOTEST MULTIPLAIN-AT (FOR PICTO / PRE PIKTOGRAM)

W	Type / Typ	Version	Light Source / žiarivka	% Emergency Factor	Battery / Akumulátor	Duration / autonómia	Order Code / obj.kód	Weight
8	MULTIPLAIN-AT 8W.1	NM/M	8W / G5 / 410 lm	50%	NI-MH 4,8V/2,1Ah	1h	124-B-00-02-00	2,4 kg
8	MULTIPLAIN-AT 8W.3	NM/M	8W / G5 / 410 lm	50%	NI-MH 4,8V/4,0Ah	3h	124-B-01-02-00	2,6 kg

ELMAX-LOOK MULTIPLAIN-ATXL (FOR PICTO / PRE PIKTOGRAM)

W	Type / Typ	Version	Light Source / žiarivka	% Emergency Factor	Battery / Akumulátor	Duration / autonómia	Order Code / obj.kód	Weight
8	MULTIPLAIN-ATXL 8W.1	NM/M	8W / G5 / 410 lm	50%	NI-MH 4,8V/2,1Ah	1h	124-B-09-02-00	2,4 kg
8	MULTIPLAIN-ATXL 8W.3	NM/M	8W / G5 / 410 lm	50%	NI-MH 4,8V/4,0Ah	3h	124-B-10-02-00	2,6 kg

CENTRAL POWER SUPPLY C.PLAINLUX (FOR PICTO / PRE PIKTOGRAM)

W	Type / Typ	Version	Light Source / žiarivka	% Emergency Factor	Power / Napätie	Duration / autonómia	Order Code / obj.kód	Weight
8	C.PLAINLUX 8W/24V	C	8W / G5 / 410 lm	100%	24V AC/DC	-	124-B-11-02-00	2,1 kg
8	C.PLAINLUX 8W/230V	C	8W / G5 / 410 lm	100%	230V AC/DC	-	124-B-07-02-00	2,1 kg

← → 26m



RAL 9006 RAL 9003

TRIOLUX / MULTITRIO

- Modern doublesided emergency lighting for ceiling mounting
- moderné obojstranné núdzové svetidlo pre stropnú montáž

230V AC 24V AC/DC 8W 1-3h I IP20



DESCRIPTION

POPIS

- Ceiling mounting all non-maintained (NM), maintained (M) or centralised (C) emergency lighting fixtures with triangular shape (doublesided) design
- Conforming to the requirement of EN 60598-2-22
- Design:
 - Body made of metal with PE powder coat finish RAL9006
 - PMMA diffuser
- stropné obojstranné svetidlá pre **netrválne (NM)**, **trvalé (M)** alebo **centrálne (C)** núdzové osvetlenie
- spĺňa požiadavky európskej normy EN 60598-2-22
- konštrukcia:
 - teleso z lakovanej ocele v RAL9006
 - svetelno-činný kryt PMMA opál

STANDARD ACCESSORIES

ŠTANDARDNÁ VÝBAVA

- 4pcs of self-adhesive pictograms (set A,2xB,C)
- LEDs indicating presence of power supply
- TEST button
- 4ks samolepiacich piktogramov (sada A,2xB,C)
- signalizácia LED a TEST tlačítko



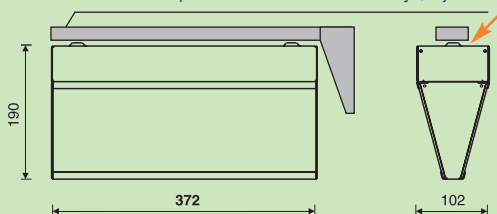
OPTIONS

PRÍPLATKY

- plastic hooks for wire rope suspension
- set of self-adhesive pictograms (H,2xI,J)
- Body in RALxxx colour (according to customer requirements)
- Wall mounting bracket (see drawing)
- teleso svetidla vo farbe RALxxx (podľa špecifikácie odberateľa)
- sada samolepiacich piktogramov (H,2xI,J)
- nástenná konzola (pozri výkres)
- závesné oká pre montáž svetidla na záves



Optional Wall Mounting Bracket (order code: 84-B-00-03)
Závesná konzola pre montáž na stenu do uličky (obj.kód 84-B-00-03)



→ Cable Entry (- - - - -) Optional Cable Entry



NM/M**TRIOLUX / MULTITRIO**

W	Type / Typ	Version	Light Source / žiarivka	% Emergency Factor	Battery / Akumulátor	Duration / autonómia	Order Code / obj.kód	Weight
8	TRIOLUX 8W.1	NM	8W / G5 / 410 lm	32%	NI-CD 3,6V/1,8Ah	1h	84-B-00	2,2 kg
8	TRIOLUX 8W.3	NM	8W / G5 / 410 lm	32%	NI-MH 3,6V/4,0Ah	3h	84-B-01	2,4 kg
8	MULTITRIO 8W.1	NM/M	8W / G5 / 410 lm	32%	NI-CD 3,6V/1,8Ah	1h	84-B-02	2,4 kg
8	MULTITRIO 8W.3	NM/M	8W / G5 / 410 lm	32%	NI-MH 3,6V/4,0Ah	3h	84-B-03	2,6 kg

CENTRAL POWER SUPPLY**C.TRIOLUX**

W	Type / Typ	Version	Light Source / žiarivka	% Emergency Factor	Power / Napätie	Duration / autonómia	Order Code / obj.kód	Weight
8	C.TRIOLUX 8W/24V	C	8W / G5 / 410 lm	100%	24V AC/DC	-	84-B-11	2,0 kg
8	C.TRIOLUX 8W/230V	C	8W / G5 / 410 lm	100%	230V AC/DC	-	84-B-05	2,0 kg



LED

32m



Lux Design

AL

CANLUX-A / MULTICAN-A

- AL body single-sided emergency lighting for wall mounting
- moderné hliníkové jednostranné núdzové svetidlo pre nástennú montáž

LED

32m



Lux Design

AL

CANLUX-TOP-A / MULTICAN-TOP-A

- AL body double-sided emergency lighting for ceiling mounting
- moderné hliníkové obojstranné núdzové svetidlo pre stropnú montáž

CANLUX-A / MULTICAN-A

Optional Legends / Plexi s piktogramom

Order Code :

objednávaci kód

Diffuser with picto "H" /plexi s piktogramom "H" 254-B-100-01-01

Diffuser with picto "I" /plexi s piktogramom "I" 254-B-100-02-01

Diffuser with picto "J" /plexi s piktogramom "J" 254-B-100-03-01



Optional Pictograms:

- Acrylic diffuser with specified pictogram must be ordered separately (for CANLUX-A/MULTICAN-A 1pcs of pictogram diffuser is needed, for CANLUX-TOP-A/MULTICAN-TOP-A 2pcs of pictogram diffusers are needed)
- Viewing Distance 32m

Príplatkové plexi s piktogramom pre verziu "A":

- plexi s piktogramom musí byť objednané samostatne (pre nástennú verziu je potrebný 1ks plexi s piktogramom, pre stropnú verziu "TOP" sú potrebné 2ks plexi s piktogramom)
- rozoznatelnosť piktogramu 32m

230V

LED

1-3h

I

IP20

ECOTREND



AUTO TEST

CENTRAL TEST

F

CE



AUTOTEST

DESCRIPTION

POPIS

- Wall mounting single sided (CANLUX/MMULTICAN) or ceiling mounting double sided (CANLUX-TOP/MULTICAN-TOP) emergency lighting fixtures equipped by high-power LEDs
- available in all non-maintained (NM), maintained (M) or centralised (C) emergency lighting including also:
 - AUTOTEST version (MULTICAN-AT),
 - CENTRALTEST version for **ELMAX LOOK** (MULTICAN-ATXL), (see also **SEC-ELMAX LOOK + ELMAX-ZigBee** on pages 162-165)
- Conforming to the requirement of EN 60598-2-22
- Design: extruded anodised aluminium profile
- nástenné jednostranné (CANLUX/MMULTICAN) alebo stropné obojstranné (CANLUX-TOP/MULTICAN-TOP) núdzové svetidlo vybavené výkonnými LED
- pre **netrvalé (NM)**, **trvalé (M)** alebo **centrálne (C)** núdzové osvetlenie, aj s funkciami:
 - **AUTOTEST** (MULTICAN-AT),
 - **CENTRALTEST** pre systém **ELMAX LOOK** (MULTICAN-ATXL), (pozri systémy **ELMAX LOOK + ELMAX ZigBee** str.162-165)
- spĺňa požiadavky európskej normy EN 60598-2-22
- konštrukcia: eloxovaný hliníkový profil

STANDARD ACCESSORIES

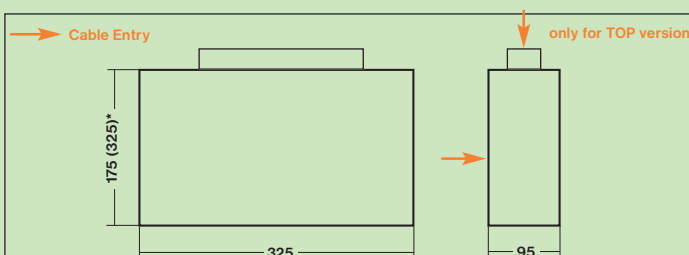
ŠTANDARDNÁ VÝBAVA

- LEDs indicating both presence of power supply and signaling failures
- TEST button
- Wall mounting base (only for wall mounting version)
- signalizácia LED a TEST tlačítko
- montážna základňa pre nástennú verziu

OPTIONS

PRIPLATKY

- Plexi diffuser including pictograms (must be ordered separately) (1pcs for wall mounting version and 2pcs for ceiling mounting version are necessary)
- plexi s piktogramom (musí byť objednané samostatne) (potrebný 1ks pre nástennú verziu a 2ks pre stropnú verziu)



* Dimension in bracket is valid for "B" version / rozmer v zátvorke platí pre verziu "B"

CANLUX-B / MULTICAN-B

Optional Legends / Plexi s piktogramom

Order Code :

objednávaci kód

Diffuser with picto "H" /plexi s piktogramom "H" 254-B-101-01-01

Diffuser with picto "I" /plexi s piktogramom "I" 254-B-101-02-01

Diffuser with picto "J" /plexi s piktogramom "J" 254-B-101-03-01



VALID FOR "B" VERSION / PLATNÉ PRE "B"VERZIU

Optional Pictograms:

- Acrylic diffuser with specified pictogram must be ordered separately (for CANLUX-B/MULTICAN-B 1pcs of pictogram diffuser is needed, for CANLUX-TOP-B/MULTICAN-TOP-B 2pcs of pictogram diffusers are needed)
- Viewing Distance 62m

Príplatkové plexi s piktogramom pre verziu "B":

- plexi s piktogramom musí byť objednané samostatne (pre nástennú verziu je potrebný 1ks plexi s piktogramom, pre stropnú verziu "TOP" sú potrebné 2ks plexi s piktogramom)
- rozoznatelnosť piktogramu 62m

AUTOTEST**MULTICAN-A-AT / MULTICAN-TOP-A-AT**

W	Type / Typ	Version	Light Source / žiarivka	% Emergency Factor	Battery / Akumulátor	Duration / autonómia	Order Code / obj.kód	Weight
LED	MULTICAN-A-LED-AT.1	NM/M	2x3W LED	100%	NI-MH 4,8V/2,1Ah	1h	254-B-09-01	2,0 kg
LED	MULTICAN-A-LED-AT.3	NM/M	2x3W LED	100%	NI-MH 4,8V/4,0Ah	3h	254-B-01-01	2,2 kg
LED	MULTICAN-A-TOP-LED-AT.1	NM/M	4x3W LED	100%	NI-MH 4,8V/2,1Ah	1h	254-B-10-01	2,1 kg
LED	MULTICAN-A-TOP-LED-AT.3	NM/M	4x3W LED	100%	NI-MH 4,8V/4,0Ah	3h	254-B-02-01	2,3 kg

CENTRALTEST ELMAX-LOOK**MULTICAN-A-ATXL / MULTICAN-TOP-A-ATXL**

W	Type / Typ	Version	Light Source / žiarivka	% Emergency Factor	Battery / Akumulátor	Duration / autonómia	Order Code / obj.kód	Weight
LED	MULTICAN-A-LED-ATXL.1	NM/M	2x3W LED	100%	NI-MH 4,8V/2,1Ah	1h	254-B-11-01	2,0 kg
LED	MULTICAN-A-LED-ATXL.3	NM/M	2x3W LED	100%	NI-MH 4,8V/4,0Ah	3h	254-B-12-01	2,2 kg
LED	MULTICAN-A-TOP-LED-ATXL.1	NM/M	4x3W LED	100%	NI-MH 4,8V/2,1Ah	1h	254-B-13-01	2,1 kg
LED	MULTICAN-A-TOP-LED-ATXL.3	NM/M	4x3W LED	100%	NI-MH 4,8V/4,0Ah	3h	254-B-14-01	2,3 kg

CENTRAL POWER SUPPLY**C.CANLUX-A / C.CANLUX-TOP-A**

W	Type / Typ	Version	Light Source / žiarivka	% Emergency Factor	Power / Napätie	Duration / autonómia	Order Code / obj.kód	Weight
LED	C.CANLUX-A-LED 230V	C	2x3W LED	100%	230V AC/DC	-	254-B-03-01	1,8 kg
LED	C.CANLUX-TOP-A-LED 230V	C	4x3W LED	100%	230V AC/DC	-	254-B-04-01	1,9 kg

CANLUX-B / MULTICAN-B

- AL body single-sided emergency lighting for wall mounting
- moderné hliníkové jednostranné núdzové svetidlo pre nástennú montáž

CANLUX-TOP-B / MULTICAN-TOP-B

- AL body double-sided emergency lighting for ceiling mounting
- moderné hliníkové obojstranné núdzové svetidlo pre stropnú montáž

AUTOTEST**MULTICAN-B-AT / MULTICAN-TOP-B-AT**

W	Type / Typ	Version	Light Source / žiarivka	% Emergency Factor	Battery / Akumulátor	Duration / autonómia	Order Code / obj.kód	Weight
LED	MULTICAN-B-LED-AT.1	NM/M	2x3W LED	100%	NI-MH 4,8V/2,1Ah	1h	254-B-15-01	3,5 kg
LED	MULTICAN-B-LED-AT.3	NM/M	2x3W LED	100%	NI-MH 4,8V/4,0Ah	3h	254-B-08-01	3,7 kg
LED	MULTICAN-TOP-B-LED-AT.1	NM/M	4x3W LED	100%	NI-MH 4,8V/2,1Ah	1h	254-B-16-01	3,6 kg
LED	MULTICAN-TOP-B-LED-AT.3	NM/M	4x3W LED	100%	NI-MH 4,8V/4,0Ah	3h	254-B-07-01	3,8 kg

CENTRALTEST ELMAX-LOOK**MULTICAN-B-ATXL / MULTICAN-TOP-B-ATXL**

W	Type / Typ	Version	Light Source / žiarivka	% Emergency Factor	Battery / Akumulátor	Duration / autonómia	Order Code / obj.kód	Weight
LED	MULTICAN-LED-B-ATXL.1	NM/M	2x3W LED	100%	NI-MH 4,8V/2,1Ah	1h	254-B-17-01	3,5 kg
LED	MULTICAN-LED-B-ATXL.3	NM/M	2x3W LED	100%	NI-MH 4,8V/4,0Ah	3h	254-B-18-01	3,7 kg
LED	MULTICAN-TOP-B-LED-ATXL.1	NM/M	4x3W LED	100%	NI-MH 4,8V/2,1Ah	1h	254-B-19-01	3,6 kg
LED	MULTICAN-TOP-B-LED-ATXL.3	NM/M	4x3W LED	100%	NI-MH 4,8V/4,0Ah	3h	254-B-20-01	3,8 kg

CENTRAL POWER SUPPLY**C.CANLUX-B / C.CANLUX-TOP-B**

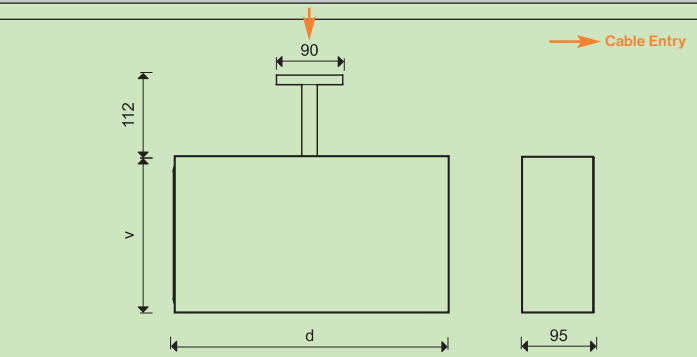
W	Type / Typ	Version	Light Source / žiarivka	% Emergency Factor	Power / Napätie	Duration / autonómia	Order Code / obj.kód	Weight
LED	C.CANLUX-B-LED 230V	C	2x3W LED	100%	230V AC/DC	-	254-B-05-01	3,2 kg
LED	C.CANLUX-TOP-B-LED 230V	C	4x3W LED	100%	230V AC/DC	-	254-B-06-01	3,3 kg



AL

TOPLUX / MULTITOP

- AL body doublesided emergency lighting for ceiling mounting
- moderné obojstranné núdzové osvetlenie pre stropnú montáž



230V AC 24V AC/DC 8W 9W 18W 1-3h I

AUTO TEST CENTRAL TEST F CE IP20

ECOTREND

AUTOTEST

DESCRIPTION **POPIS**

- Suspended doublesided all non-maintained (NM), maintained (M) or centralised (C) emergency lighting available also in all:
 - AUTOTEST version (MULTITOP-AT),
 - CENTRALTEST version for **ELMAX LOOK** (MULTITOP-ATXL), (see also **SEC-ELMAX LOOK + ELMAX-ZigBee** on pages 162-165)
- Conforming to the requirement of EN 60598-2-22
- Design: extruded anodised aluminium profile
- stropné obojstranné svietidlo pre **netrvalé (NM), trvalé (M)** alebo **centrálne (C)** núdzové osvetlenie, aj s funkciami:
 - **AUTOTEST** (MUTLISIGNAL-AT),
 - **CENTRALTEST** pre systém **ELMAX LOOK** (MUTLISIGNAL-ATXL), (pozri systémy **ELMAX LOOK + ELMAX ZigBee** str.162-165)
- spĺňa požiadavky európskej normy EN 60598-2-22
- konštrukcia:
 - eloxovaný hliníkový profil

STANDARD ACCESSORIES **ŠTANDARDNÁ VÝBAVA**

- 2pcs of plexi with pictogram
- LEDs indicating both presence of power supply and signaling failures
- TEST button
- 2ks plexi s piktogramom
- signalizácia LED a TEST tlačítko



OPTIONS **PRÍPLATKY**

- Wire rope suspended accessories for high interiors
- Customised lenght of the pendelum
- lankový záves namiesto závesnej konzoly pre vysoký interiér
- iná dĺžka závesnej konzoly

NM/M

W	Type / Typ	Size / veľkosť	Version	Light Source / Žiarivka	% Emergency	Battery / Akumulátor	Duration h	Order Code / obj.kód	Weight
9	TOPLUX 9W.1 (NM)	240x240	↓	9W / 2G7 / 600 lm	27%	NI-CD 3,6V/1,8Ah	1h	07-B-42-01-00	2,0 kg
9	TOPLUX 9W.1 (NM)	240x240	← →	9W / 2G7 / 600 lm	27%	NI-CD 3,6V/1,8Ah	1h	07-B-42-02-00	2,0 kg
9	TOPLUX 9W.3 (NM)	240x240	↓	9W / 2G7 / 600 lm	27%	NI-MH 3,6V/4,0Ah	3h	07-B-55-01-00	2,2 kg
9	TOPLUX 9W.3 (NM)	240x240	← →	9W / 2G7 / 600 lm	27%	NI-MH 3,6V/4,0Ah	3h	07-B-55-02-00	2,2 kg
9	MULTITOP 9W.1 (NM/M)	240x240	↓	9W / 2G7 / 600 lm	27%	NI-CD 3,6V/1,8Ah	1h	07-B-43-01-00	2,2 kg
9	MULTITOP 9W.1 (NM/M)	240x240	← →	9W / 2G7 / 600 lm	27%	NI-CD 3,6V/1,8Ah	1h	07-B-43-02-00	2,2 kg
9	MULTITOP 9W.3 (NM/M)	240x240	↓	9W / 2G7 / 600 lm	27%	NI-MH 3,6V/4,0Ah	3h	07-B-56-01-00	2,4 kg
9	MULTITOP 9W.3 (NM/M)	240x240	← →	9W / 2G7 / 600 lm	27%	NI-MH 3,6V/4,0Ah	3h	07-B-56-02-00	2,4 kg
8	TOPLUX 8W.1 (NM)	340x210	↓	8W / G5 / 410 lm	32%	NI-CD 3,6V/1,8Ah	1h	07-B-40-01-00	2,2 kg
8	TOPLUX 8W.1 (NM)	340x210	← →	8W / G5 / 410 lm	32%	NI-CD 3,6V/1,8Ah	1h	07-B-40-02-00	2,2 kg
8	TOPLUX 8W.3 (NM)	340x210	↓	8W / G5 / 410 lm	32%	NI-MH 3,6V/4,0Ah	3h	07-B-41-01-00	2,4 kg
8	TOPLUX 8W.3 (NM)	340x210	← →	8W / G5 / 410 lm	32%	NI-MH 3,6V/4,0Ah	3h	07-B-41-02-00	2,4 kg
8	MULTITOP 8W.1 (NM/M)	340x210	↓	8W / G5 / 410 lm	32%	NI-CD 3,6V/1,8Ah	1h	07-B-44-01-00	2,4 kg
8	MULTITOP 8W.1 (NM/M)	340x210	← →	8W / G5 / 410 lm	32%	NI-CD 3,6V/1,8Ah	1h	07-B-44-02-00	2,4 kg
8	MULTITOP 8W.3 (NM/M)	340x210	↓	8W / G5 / 410 lm	32%	NI-MH 3,6V/4,0Ah	3h	07-B-57-01-00	2,6 kg
8	MULTITOP 8W.3 (NM/M)	340x210	← →	8W / G5 / 410 lm	32%	NI-MH 3,6V/4,0Ah	3h	07-B-57-02-00	2,6 kg
18	TOPLUX 18W.1 (NM)	650x240	↓	18W / G13 / 1150 lm	18%	NI-CD 3,6V/1,8Ah	1h	07-B-53-01-00	4,2 kg
18	TOPLUX 18W.1 (NM)	650x240	← →	18W / G13 / 1150 lm	18%	NI-CD 3,6V/1,8Ah	1h	07-B-53-02-00	4,2 kg
18	MULTITOP 18W.1 (NM/M)	650x240	↓	18W / G13 / 1150 lm	18%	NI-CD 3,6V/1,8Ah	1h	07-B-45-01-00	4,4 kg
18	MULTITOP 18W.1 (NM/M)	650x240	← →	18W / G13 / 1150 lm	18%	NI-CD 3,6V/1,8Ah	1h	07-B-45-02-00	4,4 kg

TOPLUX / MULTITOP

AUTOTEST

W	Type / Typ	Size / veľkosť	Version	Light Source / Žiarivka	% Emergency	Battery / Akumulátor	Duration h	Order Code / obj.kód	Weight
8	MULTITOP-AT 8W.1	340x210	↓	8W / G5 / 410 lm	50%	NI-MH 4,8V/2,1Ah	1h	07-B-46-01-00	2,2 kg
8	MULTITOP-AT 8W.1	340x210	← →	8W / G5 / 410 lm	50%	NI-MH 4,8V/2,1Ah	1h	07-B-46-02-00	2,2 kg
8	MULTITOP-AT 8W.3	340x210	↓	8W / G5 / 410 lm	50%	NI-MH 4,8V/4,0Ah	3h	07-B-47-01-00	2,4 kg
8	MULTITOP-AT 8W.3	340x210	← →	8W / G5 / 410 lm	50%	NI-MH 4,8V/4,0Ah	3h	07-B-47-02-00	2,4 kg

MULTITOP-AT

CENTRALTEST ELMAX-LOOK

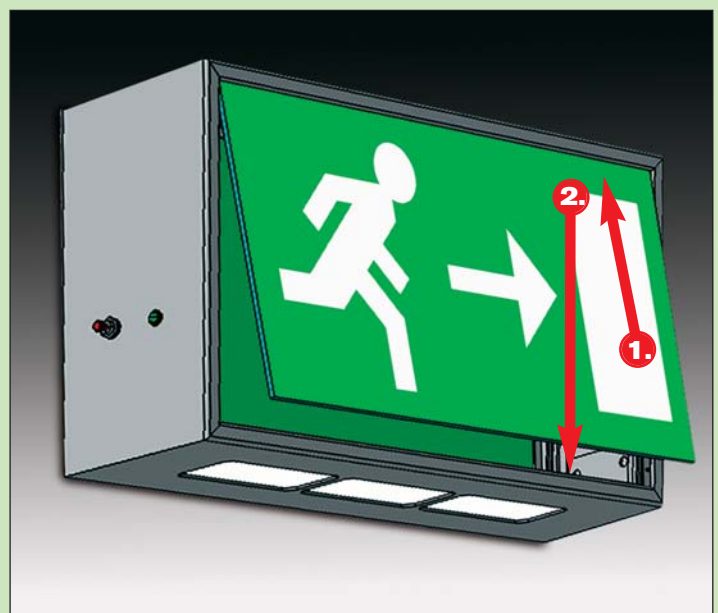
MULTITOP-ATXL

W	Type / Typ	Size / veľkosť	Version	Light Source / Žiarivka	% Emergency	Battery / Akumulátor	Duration h	Order Code / obj.kód	Weight
8	MULTITOP-ATXL 8W.1	340x210	↓	8W / G5 / 410 lm	50%	NI-MH 4,8V/2,1Ah	1h	07-B-58-01-00	2,2 kg
8	MULTITOP-ATXL 8W.1	340x210	← →	8W / G5 / 410 lm	50%	NI-MH 4,8V/2,1Ah	1h	07-B-58-02-00	2,2 kg
8	MULTITOP-ATXL 8W.3	340x210	↓	8W / G5 / 410 lm	50%	NI-MH 4,8V/4,0Ah	3h	07-B-59-01-00	2,4 kg
8	MULTITOP-ATXL 8W.3	340x210	← →	8W / G5 / 410 lm	50%	NI-MH 4,8V/4,0Ah	3h	07-B-59-02-00	2,4 kg

CENTRAL POWER SUPPLY

C.TOPLUX

W	Type / Typ	Size / veľkosť	Version	Light Source / Žiarivka	% Emergency	Power / Napätie	Duration h	Order Code / obj.kód	Weight
9	C.TOPLUX 9W/230V	240x240	↓	9W / 2G7 / 600 lm	100%	230V AC/DC	-	07-B-49-01-00	1,9 kg
9	C.TOPLUX 9W/230V	240x240	← →	9W / 2G7 / 600 lm	100%	230V AC/DC	-	07-B-49-02-00	1,9 kg
8	C.TOPLUX 8W/230V	340x210	↓	8W / G5 / 410 lm	100%	230V AC/DC	-	07-B-48-01-00	2,1 kg
8	C.TOPLUX 8W/230V	340x210	← →	8W / G5 / 410 lm	100%	230V AC/DC	-	07-B-48-02-00	2,1 kg
18	C.TOPLUX 18W/230V	650x240	↓	18W / G13 / 1150 lm	100%	230V AC/DC	-	07-B-50-01-00	4,2 kg
18	C.TOPLUX 18W/230V	650x240	← →	18W / G13 / 1150 lm	100%	230V AC/DC	-	07-B-50-02-00	4,2 kg





Lux Design

SIGNALUX / MULTISIGNAL

- AL body single-sided emergency lighting for wall mounting
- moderné hliníkové jednostranné núdzové svetidlo pre nástennú montáž



230V AC	24V AC/DC	8W	9W	18W	1-3h	I	ECOTREND	
AUTO TEST	CENTRAL TEST			IP20				

DESCRIPTION / POPIS

- Wall mounting all non-maintained (NM), maintained (M) or centralised (C) emergency lighting available also in all:
 - AUTOTEST version (MULTISIGNAL-AT),
 - CENTRALTEST version for **ELMAX LOOK** (MULTISIGNAL-ATXL), (see also **SEC-ELMAX LOOK + ELMAX-ZigBee** on pages 162-165)
- Conforming to the requirement of EN 60598-2-22
- Design: extruded anodised aluminium profile
- nástenné svetidlo pre **netralné (NM)**, **trvalé (M)** alebo **centrálne (C)** núdzové osvetlenie, aj s funkciami:
 - **AUTOTEST** (MULTISIGNAL-AT),
 - **CENTRALTEST** pre systém **ELMAX LOOK** (MULTISIGNAL-ATXL), (pozri systémy **ELMAX LOOK + ELMAX ZigBee** str.162-165)
- spĺňa požiadavky európskej normy EN 60598-2-22
- konštrukcia:
 - eloxovaný hliníkový profil

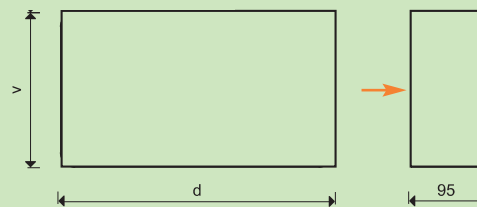
STANDARD ACCESSORIES / ŠTANDARDNÁ VÝBAVA

- 1pcs of plexi with pictogram (its type must be specified in the order)
- LEDs indicating both presence of power supply and signaling failures
- TEST button
- 1ks plexi s piktogramom
- signalizácia LED a TEST tlačítko



OPTIONS / PRIPLATKY

- Protective steel cage
- Wall or ceiling brackets
- ochranná kovová mreža
- nástenná alebo stropná konzola



→ Cable Entry (- - - - -) Optional Cable Entry

NM/M

SIGNALUX / MULTISIGNAL

W	Type / Typ	Size / veľkosť	Version	Light Source / Žiarivka	% Emergency	Battery / Akumulátor	Duration h	Order Code / obj.kód	Weight
9	SIGNALUX 9W.1 (NM)	240x240		9W / 2G7 / 600 lm	27%	NI-CD 3,6V/1,8Ah	1h	17-B-37-01-00	2,0 kg
9	SIGNALUX 9W.1 (NM)	240x240		9W / 2G7 / 600 lm	27%	NI-CD 3,6V/1,8Ah	1h	17-B-37-02-00	2,0 kg
9	SIGNALUX 9W.1 (NM)	240x240		9W / 2G7 / 600 lm	27%	NI-CD 3,6V/1,8Ah	1h	17-B-37-03-00	2,0 kg
9	SIGNALUX 9W.3 (NM)	240x240		9W / 2G7 / 600 lm	27%	NI-MH 3,6V/4,0Ah	3h	17-B-54-01-00	2,2 kg
9	SIGNALUX 9W.3 (NM)	240x240		9W / 2G7 / 600 lm	27%	NI-MH 3,6V/4,0Ah	3h	17-B-54-02-00	2,2 kg
9	SIGNALUX 9W.3 (NM)	240x240		9W / 2G7 / 600 lm	27%	NI-MH 3,6V/4,0Ah	3h	17-B-54-03-00	2,2 kg
9	MULTISIGNAL 9W.1	240x240		9W / 2G7 / 600 lm	27%	NI-CD 3,6V/1,8Ah	1h	17-B-38-01-00	2,2 kg
9	MULTISIGNAL 9W.1	240x240		9W / 2G7 / 600 lm	27%	NI-CD 3,6V/1,8Ah	1h	17-B-38-02-00	2,2 kg
9	MULTISIGNAL 9W.1	240x240		9W / 2G7 / 600 lm	27%	NI-CD 3,6V/1,8Ah	1h	17-B-38-03-00	2,2 kg
9	MULTISIGNAL 9W.3	240x240		9W / 2G7 / 600 lm	27%	NI-MH 3,6V/4,0Ah	3h	17-B-55-01-00	2,4 kg
9	MULTISIGNAL 9W.3	240x240		9W / 2G7 / 600 lm	27%	NI-MH 3,6V/4,0Ah	3h	17-B-55-02-00	2,4 kg

W	Type / Typ	Size / veľkosť	Version	Light Source / Žiarivka	% Emergency	Battery / Akumulátor	Duration h	Order Code / obj.kód	Weight
9	MULTISIGNAL 9W.3	240x240		9W / 2G7 / 600 lm	27%	NI-MH 3,6V/4,0Ah	3h	17-B-55-03-00	2,4 kg
8	SIGNALUX 8W.1 (NM)	340x210		8W / G5 / 410 lm	32%	NI-CD 3,6V/1,8Ah	1h	17-B-35-01-00	2,1 kg
8	SIGNALUX 8W.1 (NM)	340x210		8W / G5 / 410 lm	32%	NI-CD 3,6V/1,8Ah	1h	17-B-35-02-00	2,1 kg
8	SIGNALUX 8W.1 (NM)	340x210		8W / G5 / 410 lm	32%	NI-CD 3,6V/1,8Ah	1h	17-B-35-03-00	2,1 kg
8	SIGNALUX 8W.3 (NM)	340x210		8W / G5 / 410 lm	32%	NI-MH 3,6V/4,0Ah	3h	17-B-36-01-00	2,3 kg
8	SIGNALUX 8W.3 (NM)	340x210		8W / G5 / 410 lm	32%	NI-MH 3,6V/4,0Ah	3h	17-B-36-02-00	2,3 kg
8	SIGNALUX 8W.3 (NM)	340x210		8W / G5 / 410 lm	32%	NI-MH 3,6V/4,0Ah	3h	17-B-36-03-00	2,3 kg
8	MULTISIGNAL 8W.1	340x210		8W / G5 / 410 lm	32%	NI-CD 3,6V/1,8Ah	1h	17-B-39-01-00	2,3 kg
8	MULTISIGNAL 8W.1	340x210		8W / G5 / 410 lm	32%	NI-CD 3,6V/1,8Ah	1h	17-B-39-02-00	2,3 kg
8	MULTISIGNAL 8W.1	340x210		8W / G5 / 410 lm	32%	NI-CD 3,6V/1,8Ah	1h	17-B-39-03-00	2,3 kg
8	MULTISIGNAL 8W.3	340x210		8W / G5 / 410 lm	32%	NI-MH 3,6V/4,0Ah	3h	17-B-40-01-00	2,5 kg
8	MULTISIGNAL 8W.3	340x210		8W / G5 / 410 lm	32%	NI-MH 3,6V/4,0Ah	3h	17-B-40-02-00	2,5 kg
8	MULTISIGNAL 8W.3	340x210		8W / G5 / 410 lm	32%	NI-MH 3,6V/4,0Ah	3h	17-B-40-03-00	2,5 kg
18	SIGNALUX 18W.1 (NM)	650x240		18W / G13 / 1150 lm	18%	NI-CD 3,6V/1,8Ah	1h	17-B-56-01-00	4,6 kg
18	SIGNALUX 18W.1 (NM)	650x240		18W / G13 / 1150 lm	18%	NI-CD 3,6V/1,8Ah	1h	17-B-56-02-00	4,6 kg
18	SIGNALUX 18W.1 (NM)	650x240		18W / G13 / 1150 lm	18%	NI-CD 3,6V/1,8Ah	1h	17-B-56-03-00	4,6 kg
18	MULTISIGNAL 18W.1	650x240		18W / G13 / 1150 lm	18%	NI-MH 3,6V/4,0Ah	1h	17-B-41-01-00	4,8 kg
18	MULTISIGNAL 18W.1	650x240		18W / G13 / 1150 lm	18%	NI-MH 3,6V/4,0Ah	1h	17-B-41-02-00	4,8 kg
18	MULTISIGNAL 18W.1	650x240		18W / G13 / 1150 lm	18%	NI-MH 3,6V/4,0Ah	1h	17-B-41-03-00	4,8 kg

AUTOTEST

MULTISIGNAL-AT

W	Type / Typ	Size / veľkosť	Version	Light Source / Žiarivka	% Emergency	Battery / Akumulátor	Duration h	Order Code / obj.kód	Weight
8	MULTISIGNAL-AT 8W.1	340x210		8W / G5 / 410 lm	50%	NI-MH 4,8V/2,1Ah	1h	17-B-42-01-00	2,1 kg
8	MULTISIGNAL-AT 8W.1	340x210		8W / G5 / 410 lm	50%	NI-MH 4,8V/2,1Ah	1h	17-B-42-02-00	2,1 kg
8	MULTISIGNAL-AT 8W.1	340x210		8W / G5 / 410 lm	50%	NI-MH 4,8V/2,1Ah	1h	17-B-42-03-00	2,1 kg
8	MULTISIGNAL-AT 8W.3	340x210		8W / G5 / 410 lm	50%	NI-MH 4,8V/4,0Ah	3h	17-B-43-01-00	2,3 kg
8	MULTISIGNAL-AT 8W.3	340x210		8W / G5 / 410 lm	50%	NI-MH 4,8V/4,0Ah	3h	17-B-43-02-00	2,3 kg
8	MULTISIGNAL-AT 8W.3	340x210		8W / G5 / 410 lm	50%	NI-MH 4,8V/4,0Ah	3h	17-B-43-03-00	2,3 kg

CENTRALTEST ELMAX-LOOK

MULTISIGNAL-ATXL

W	Type / Typ	Size / veľkosť	Version	Light Source / Žiarivka	% Emergency	Battery / Akumulátor	Duration h	Order Code / obj.kód	Weight
8	MULTISIGNAL-ATXL 8W.1	340x210		8W / G5 / 410 lm	50%	NI-MH 4,8V/2,1Ah	1h	17-B-57-01-00	2,1 kg
8	MULTISIGNAL-ATXL 8W.1	340x210		8W / G5 / 410 lm	50%	NI-MH 4,8V/2,1Ah	1h	17-B-57-02-00	2,1 kg
8	MULTISIGNAL-ATXL 8W.1	340x210		8W / G5 / 410 lm	50%	NI-MH 4,8V/2,1Ah	1h	17-B-57-03-00	2,1 kg
8	MULTISIGNAL-ATXL 8W.3	340x210		8W / G5 / 410 lm	50%	NI-MH 4,8V/4,0Ah	3h	17-B-58-01-00	2,3 kg
8	MULTISIGNAL-ATXL 8W.3	340x210		8W / G5 / 410 lm	50%	NI-MH 4,8V/4,0Ah	3h	17-B-58-02-00	2,3 kg
8	MULTISIGNAL-ATXL 8W.3	340x210		8W / G5 / 410 lm	50%	NI-MH 4,8V/4,0Ah	3h	17-B-58-03-00	2,3 kg

CENTRAL POWER SUPPLY

C.SIGNALUX

W	Type / Typ	Size / veľkosť	Version	Light Source / Žiarivka	% Emergency	Power / Napätie	Duration h	Order Code / obj.kód	Weight
9	C.SIGNAL 9W/24V	240x240		9W / 2G7 / 600 lm	100%	24V AC/DC	-	17-B-62-01-00	1,8 kg
9	C.SIGNAL 9W/24V	240x240		9W / 2G7 / 600 lm	100%	24V AC/DC	-	17-B-62-02-00	1,8 kg
9	C.SIGNAL 9W/24V	240x240		9W / 2G7 / 600 lm	100%	24V AC/DC	-	17-B-62-03-00	1,8 kg
9	C.SIGNAL 9W/230V	240x240		9W / 2G7 / 600 lm	100%	230V AC/DC	-	17-B-46-01-00	1,8 kg
9	C.SIGNAL 9W/230V	240x240		9W / 2G7 / 600 lm	100%	230V AC/DC	-	17-B-46-02-00	1,8 kg
9	C.SIGNAL 9W/230V	240x240		9W / 2G7 / 600 lm	100%	230V AC/DC	-	17-B-46-03-00	1,8 kg
8	C.SIGNAL 8W/24V	340x210		8W / G5 / 410 lm	100%	24V AC/DC	-	17-B-63-01-00	2,0 kg
8	C.SIGNAL 8W/24V	340x210		8W / G5 / 410 lm	100%	24V AC/DC	-	17-B-63-02-00	2,0 kg
8	C.SIGNAL 8W/24V	340x210		8W / G5 / 410 lm	100%	24V AC/DC	-	17-B-63-03-00	2,0 kg
8	C.SIGNAL 8W/230V	340x210		8W / G5 / 410 lm	100%	230V AC/DC	-	17-B-45-01-00	2,0 kg
8	C.SIGNAL 8W/230V	340x210		8W / G5 / 410 lm	100%	230V AC/DC	-	17-B-45-02-00	2,0 kg
8	C.SIGNAL 8W/230V	340x210		8W / G5 / 410 lm	100%	230V AC/DC	-	17-B-45-03-00	2,0 kg
18	C.SIGNAL 18W/24V	650x240		18W / G13 / 1150 lm	100%	24V DC	-	17-B-64-01-00	4,0 kg
18	C.SIGNAL 18W/24V	650x240		18W / G13 / 1150 lm	100%	24V DC	-	17-B-64-02-00	4,0 kg
18	C.SIGNAL 18W/24V	650x240		18W / G13 / 1150 lm	100%	24V DC	-	17-B-64-03-00	4,0 kg
18	C.SIGNAL 18W/230V	650x240		18W / G13 / 1150 lm	100%	230V AC/DC	-	17-B-44-01-00	4,0 kg
18	C.SIGNAL 18W/230V	650x240		18W / G13 / 1150 lm	100%	230V AC/DC	-	17-B-44-02-00	4,0 kg
18	C.SIGNAL 18W/230V	650x240		18W / G13 / 1150 lm	100%	230V AC/DC	-	17-B-44-03-00	4,0 kg

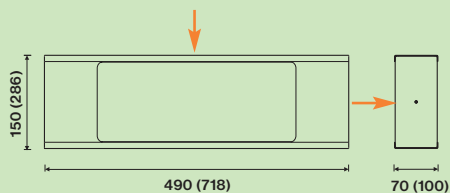
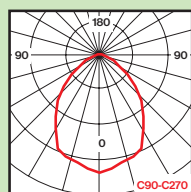
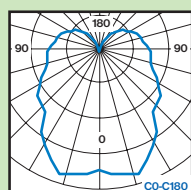
26m
50m



RAL 9006 RAL 9003

Double sided ceiling version / obojstranná stropná verzia

- Necessary to order +2pcs of plexi diffusers with pictograms
- so svetidlom nutné objednať 2ks plexi



→ Cable Entry (----) Optional Cable Entry
Dimensions in the brackets are valid for 13W version
Údaje v zátvorke platia pre verziu 13W

230V AC 24V AC/DC 8W 11W 18W 1-3h I

AUTO TEST F CE IP40

ECOTREND

AUTOTEST

DESCRIPTION POPIS

- All wall, ceiling or pendulum mounting all non-maintained (NM), maintained (M) or centralised (C) emergency lighting available also in all:
 - single sided (needed 1pcs of diffuser + 1pcs of metal base) or
 - double sided version (needed 2pcs of diffuser)
- Conforming to the requirement of EN 60598-2-22
- Design:
 - metal with PE powder painting RAL9006
 - acrylic diffuser with pictogram (must be ordered separately)
- nástenné, stropné alebo závesné svetidlo pre netrválne (NM), trvalé (M) alebo centrálné (C) núdzové osvetlenie:
 - jednostranné (potrebné 1 plexi + 1 kovová základňa) alebo
 - obojstranné (potrebné 2 plexi)
- spĺňa požiadavky európskej normy EN 60598-2-22
- konštrukcia:
 - teleso: lakovaná oceľ v RAL9006
 - PMMA difúzor s piktogramom (musí byť objednaný samostatne)

STANDARD ACCESSORIES ŠTANDARDNÁ VÝBAVA

- LEDs indicating both presence of power supply and signaling failures
- TEST button
- signalizácia LED a TEST tlačítko

OPTIONS PRÍPLATKY

- Diffuser with pictogram (necessary to order separately)
- Protective steel cage
- Wall or ceiling brackets (necessary to order separately)
- hooks for suspended mounting (it is standard for ALULUX 11W)
- Alternative colour in RAL
- plexi s piktogramom (nutné objednať samostatne)
- ochranná kovová mreža
- nástenná alebo stropná konzola (nutné objednať samostatne)
- oká pre montáž na reťazkový záves (štandard pre ALULUX 11W)
- farebná úprava v RAL podľa špecifikácie odberateľa

NM/M

W	Type / Typ	Version	Light Source / žiarivka	% Emergency Factor	Battery / Akumulátor	Duration / autonómia	Order Code / obj.kód	Weight
8	ALULUX 8W.1	NM	8W / G5 / 410 lm	32%	NI-CD 3,6V/1,8Ah	1h	130-B-10	2,0 kg
8	ALULUX 8W.3	NM	8W / G5 / 410 lm	32%	NI-MH 3,6V/4,0Ah	3h	130-B-11	2,1 kg
11	ALULUX 11W.1**	NM	11W / 2G7 / 900 lm	28%	NI-CD 3,6V/1,8Ah	1h	130-B-38**	2,1 kg
8	MULTIALUX 8W.1	NM/M	8W / G5 / 410 lm	32%	NI-CD 3,6V/1,8Ah	1h	130-B-12	2,2 kg
8	MULTIALUX 8W.3	NM/M	8W / G5 / 410 lm	32%	NI-MH 3,6V/4,0Ah	3h	130-B-13	2,3 kg
13	ALULUX 13W.1	NM	13W / G5 / 930 lm	27%	NI-CD 3,6V/1,8Ah	1h	130-B-26	4,0 kg
13	ALULUX 13W.3	NM	13W / G5 / 930 lm	27%	NI-MH 3,6V/4,0Ah	3h	130-B-27	4,2 kg
13	MULTIALUX 13W.1	NM/M	13W / G5 / 930 lm	27%	NI-CD 3,6V/1,8Ah	1h	130-B-28	4,2 kg
13	MULTIALUX 13W.3	NM/M	13W / G5 / 930 lm	27%	NI-MH 3,6V/4,0Ah	3h	130-B-29	4,4 kg

** ALULUX 11W is equipped by 2hooks for suspesion mounting ** ALULUX 11W je vybavený dvomi okami pre montáž na reťazkový záves

AUTOTEST

W	Type / Typ	Version	Light Source / žiarivka	% Emergency Factor	Battery / Akumulátor	Duration / autonómia	Order Code / obj.kód	Weight
8	MULTIALUX-AT 8W.1	NM/M	8W / G5 / 410 lm	32%	NI-MH 4,8V/2,1Ah	1h	130-B-14	2,2 kg
8	MULTIALUX-AT 8W.3	NM/M	8W / G5 / 410 lm	32%	NI-MH 4,8V/4,0Ah	3h	130-B-15	2,3 kg
13	MULTIALUX-AT 13W.1	NM/M	13W / G5 / 930 lm	27%	NI-MH 4,8V/3,0Ah	1h	130-B-19	4,5 kg


MULTIALUX-AT

CENTRAL POWER SUPPLY

W	Type / Typ	Version	Light Source / žiarivka	% Emergency Factor	Power / Napájanie	Duration / autonómia	Order Code / obj.kód	Weight
8	C.ALULUX 8W/24V	C	8W / G5 / 410 lm	100%	24V AC/DC	-	130-B-34	2,0 kg
8	C.ALULUX 8W/230V	C	8W / G5 / 410 lm	100%	230V AC/DC	-	130-B-30	2,0 kg
18	C.ALULUX 18W/24V	C	18W / G5 / 1200 lm	100%	24V DC	-	130-B-33	2,0 kg
18	C.ALULUX 18W/230V	C	18W / G5 / 1200 lm	100%	230V AC/DC	-	130-B-16	2,0 kg
13	C.ALULUX 13W/24V	C	13W / G5 / 930 lm	100%	24V DC	-	130-B-32	4,0 kg
13	C.ALULUX 13W/230V	C	13W / G5 / 930 lm	100%	230V AC/DC	-	130-B-31	4,0 kg

C.ALULUX

8W Version Optional Items / Príplatok pre 8W verziu	Order Code / objednávaci kód
Plexi with pictogram „A“ / plexi s pikto. „A“	130-B-14-07-00
Plexi with pictogram „B“ / plexi s pikto. „B“	130-B-14-03-00
Plexi with pictogram „C“ / plexi s pikto. „C“	130-B-14-02-00
Plexi with pictogram „D/E“ / plexi s pikto. „D/E“	130-B-14-04-00
Plexi with pictogram „F“ / plexi s pikto. „F“	130-B-14-05-00
Wall mounting base / základňa montáž na stenu	130-B-14-08-00



Optional Plexi wit pictogram

- Viewing Distance 26m (8W) / 50m (13W)

Plexi s piktogramom:

- rozoznatelnosť piktogramu 26m (8W) / 50m (13W)

Optional Item / Príplatok	Order Code / objednávaci kód
Pendant bracket 0,4m / závesná konzola 0,4m	130-B-10-02-00
Pendant bracket 0,5m / závesná konzola 0,5m	130-B-10-06-00
Pendant bracket 1,0m / závesná konzola 1,0m	130-B-10-07-00
Wire rope suspension / záves na závesné lanka	on request
Pendant bracket 1,5m / závesná konzola 1,5m	on request
Protective steel cage / ochranný kôš	on request

Options

- Pendant Mouniting bracket
- Wire rope suspension set

Príplatky:

- stropná závesná konzola
- výbava na závesné lanká



RAL 9006

RAL 9003

Wall mounting / nástenná montáž

- Necessary to order optional wall mounting base + 1pcs of plexi with picto
- so svetidlom nutné objednať základňu pre montáž na stenu + 1ks plexi

RAL 9006

RAL 9003

Ceiling mounting on pendant / montáž na závesnú konzolu

- Necessary to order optional pendant bracket + 2pcs of plexi with picto
- nutné objednať extra závesnú konzolu + 2ks plexi s piktogramom





Stavba: Galéria Mlyny Nitra
Investor: MLYNY a.s. Nitra
Generálny dodávateľ:
IN VEST s.r.o. Šala



Stavba: Galéria Mlyny Nitra
Investor: MLYNY a.s. Nitra
Generálny dodávateľ:
IN VEST s.r.o. Šaľa



230V AC	24V AC/DC	11W	1-3h	I	IP54	ECOTREND
AUTO TEST	CENTRAL TEST	F	CE	PC	ZigBee Wireless Control OPTION AVAILABLE	AUTOTEST

DESCRIPTION **POPIS**

- ANTIVANDAL all wall/ceiling/suspended mounting all non-maintained(NM), maintained(M) or centralised (C) emergency lighting available also in all:
 - AUTOTEST version (MULTITEC-AT),
 - CENTRALTEST version for **ELMAX LOOK** (MULTITEC-ATXL), (see also **SEC-ELMAX LOOK + ELMAX-ZigBee** on pages 162-165)
- Conforming to the requirement of EN 60598-2-22
- Design:
 - Metal body with PE powder painting RAL9002
 - PC diffuser (impact resistant)
 - Vandal-proof screws
- ANTIVANDAL mechanicky odolné nástenné/stropné alebo závesné svietidlo pre **netrvlé (NM), trvalé (M)** alebo **centrálne (C)** núdzové osvetlenie pre aplikácie so zvýšeným rizikom poškodenia, aj s funkciami:
 - **AUTOTEST** (MULTITEC-AT),
 - **CENTRALTEST** pre systém **ELMAX LOOK** (MULTITEC-ATXL), (pozri systémy **ELMAX LOOK + ELMAX ZigBee** str.162-165)
 - spĺňa požiadavky európskej normy EN 60598-2-22
- konštrukcia:
 - lakovaná oceľ v RAL9002
 - PC polykarbonát nerozbitný
 - antivandal skrutky

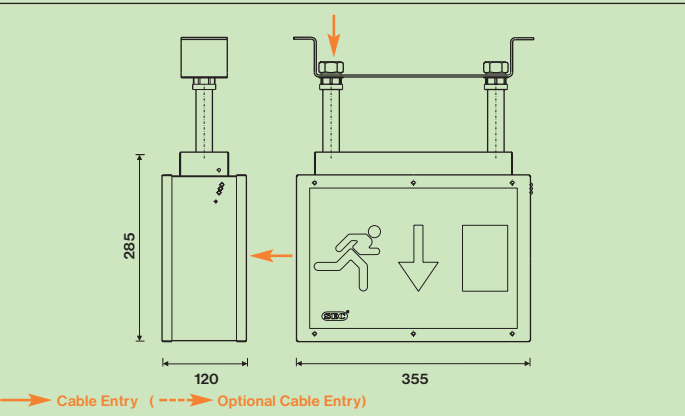
STANDARD ACCESSORIES **ŠTANDARDNÁ VÝBAVA**

- 1pcs or 2pcs of pictograms (its type must be specified in the order)
- LEDs indicating presence of power supply + TEST button
- 1 alebo 2ks **piktogramov** (typ musí byť špecifikovaný v objednávke)
- signalizácia LED a TEST tlačítko



OPTIONS **PRÍPLATKY**

- VANDAL-PROOF screwdriver (Order Code: M-MAT0323)
- antivandal šrobovák na skrutky (objednávaci kód: M-MAT0323)



AUTOTEST **MULTITEC-AT**

W	Type / Typ	Version	Light Source / žiarivka	% Emergency Factor	Battery / Akumulátor	Duration / autonómia	Order Code / obj.kód	Weight
11	MULTITEC-AT 11W.1	NM/M	11W / 2G7 / 900 lm	50%	NI-MH 4,8V/3,0Ah	1h	129-B-05	4,9 kg
11	MULTITEC-AT 11W.3	NM/M	11W / 2G7 / 900 lm	50%	NI-MH 4,8V/4,0Ah	3h	129-B-06	5,1 kg

CENTRALTEST ELMAX-LOOK **MULTITEC-ATXL**

W	Type / Typ	Version	Light Source / žiarivka	% Emergency Factor	Battery / Akumulátor	Duration / autonómia	Order Code / obj.kód	Weight
11	MULTITEC-ATXL 11W.1	NM/M	11W / 2G7 / 900 lm	50%	NI-MH 4,8V/3,0Ah	1h	129-B-38	4,9 kg
11	MULTITEC-ATXL 11W.3	NM/M	11W / 2G7 / 900 lm	50%	NI-MH 4,8V/4,0Ah	3h	129-B-39	5,1 kg

CENTRAL POWER SUPPLY **C.MULTITEC**

W	Type / Typ	Version	Light Source / žiarivka	% Emergency Factor	Power / Napätie	Duration / autonómia	Order Code / obj.kód	Weight
11	C.MULTITEC 11W/24V	C	11W / 2G7 / 900 lm	100%	24V AC/DC	-	129-B-32	4,7 kg
11	C.MULTITEC 11W/230V	C	11W / 2G7 / 900 lm	100%	230V AC/DC	-	129-B-08	4,7 kg



Lux Design

← → 42m



RAL 9002 RAL 9006

MULTITEC-T

- Ceiling mounting version (double-sided, necessary to specify 2pcs picto)
- stropná verzia (obojsstranná, potrebné špecifikovať 2ks piktogramov)

AUTOTEST

MULTITEC-T-AT

W	Type / Typ	Version	Light Source / žiarivka	% Emergency Factor	Battery / Akumulátor	Duration / autonómia	Order Code / obj.kód	Weight
11	MULTITEC-T-AT 11W.1	NM/M	11W / 2G7 / 900 lm	50%	NI-MH 4,8V/3,0Ah	1h	129-B-10	4,9 kg
11	MULTITEC-T-AT 11W.3	NM/M	11W / 2G7 / 900 lm	50%	NI-MH 4,8V/4,0Ah	3h	129-B-11	5,1 kg

CENTRALTEST ELMAX-LOOK

MULTITEC-T-ATXL

W	Type / Typ	Version	Light Source / žiarivka	% Emergency Factor	Battery / Akumulátor	Duration / autonómia	Order Code / obj.kód	Weight
11	MULTITEC-T-ATXL 11W.1	NM/M	11W / 2G7 / 900 lm	50%	NI-MH 4,8V/3,0Ah	1h	129-B-36	4,9 kg
11	MULTITEC-T-ATXL 11W.3	NM/M	11W / 2G7 / 900 lm	50%	NI-MH 4,8V/4,0Ah	3h	129-B-37	5,1 kg

CENTRAL POWER SUPPLY

C.MULTITEC-T

W	Type / Typ	Version	Light Source / žiarivka	% Emergency Factor	Power / Napätie	Duration / autonómia	Order Code / obj.kód	Weight
11	C.MULTITEC-T 11W/24V	C	11W / 2G7 / 900 lm	100%	24V AC/DC	-	129-B-33	4,7 kg
11	C.MULTITEC-T 11W/230V	C	11W / 2G7 / 900 lm	100%	230V AC/DC	-	129-B-09	4,7 kg



Lux Design

← → 42m



RAL 9002 RAL 9006

MULTITEC-TOP

- 2m pendant version (double-sided, necessary to specify 2x picto)
- 2m stropná závesná verzia (obojsstranná, potrebné špecifikovať 2ks pikto)

AUTOTEST

MULTITEC-TOP-AT


W	Type / Typ	Version	Light Source / žiarivka	% Emergency Factor	Battery / Akumulátor	Duration / autonómia	Order Code / obj.kód	Weight
11	MULTITEC-TOP-AT 11W.1	NM/M	11W / 2G7 / 900 lm	50%	NI-MH 4,8V/3,0Ah	1h	129-B-02	4,9 kg
11	MULTITEC-TOP-AT 11W.3	NM/M	11W / 2G7 / 900 lm	50%	NI-MH 4,8V/4,0Ah	3h	129-B-04	5,1 kg

CENTRALTEST ELMAX-LOOK**MULTITEC-TOP-ATXL**

W	Type / Typ	Version	Light Source / žiarivka	% Emergency Factor	Battery / Akumulátor	Duration / autonómia	Order Code / obj.kód	Weight
11	MULTITEC-TOP-ATXL 11W.1	NM/M	11W / 2G7 / 900 lm	50%	NI-MH 4,8V/3,0Ah	1h	129-B-40	4,9 kg
11	MULTITEC-TOP-ATXL 11W.3	NM/M	11W / 2G7 / 900 lm	50%	NI-MH 4,8V/4,0Ah	3h	129-B-41	5,1 kg

CENTRAL POWER SUPPLY**C.MULTITEC-TOP**

W	Type / Typ	Version	Light Source / žiarivka	% Emergency Factor	Power / Napätie	Duration / autonómia	Order Code / obj.kód	Weight
11	C.MULTITEC-TOP 11W/24V	C	11W / 2G7 / 900 lm	100%	24V AC/DC	-	129-B-34	4,7 kg
11	C.MULTITEC-TOP 11W/230V	C	11W / 2G7 / 900 lm	100%	230V AC/DC	-	129-B-07	4,7 kg





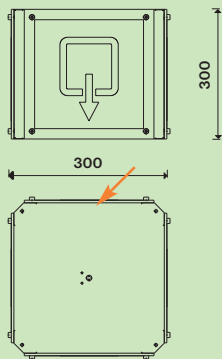


Lux Design

RAL 9002 RAL 9006

MULTICUBE-AT 11W IP54

- 2m long pendant bracket, all 4 sides visible
- stropná závesná verzia, dĺžka závesu 2m



→ Cable Entry



230V AC	24V AC/DC	11W	1-3h	I	IP54
AUTO TEST	CENTRAL TEST	F	CE	PC	



DESCRIPTION POPIS

- ANTIVANDAL all suspended all non-maintained (NM), maintained (M) or centralised (C) emergency lighting available also in all:
 - AUTOTEST version (MULTICUBE-AT),
 - CENTRALTEST version for **ELMAX LOOK** (MULTICUBE-ATXL), (see also **SEC-ELMAX LOOK + ELMAX-ZigBee** on pages 162-165)
- Conforming to the requirement of EN 60598-2-22
- Design:
 - Metal body with PE powder painting RAL9002
 - PC diffuser (impact resistant)
 - Vandal-proof screws
- ANTIVANDAL mechanicky odolné stropné závesné svetidlo pre **netrvalé (NM), trvalé (M)** alebo **centrálne (C)** núdzové osvetlenie pre aplikácie so zvýšeným rizikom poškodenia, aj s funkciami:
 - **AUTOTEST** (MULTICUBE-AT),
 - **CENTRALTEST** pre systém **ELMAX LOOK** (MULTICUBE-ATXL), (pozri systémy **ELMAX LOOK + ELMAX ZigBee** str.162-165)
 - spĺňa požiadavky európskej normy EN 60598-2-22
- konštrukcia:
 - lakovaná oceľ v RAL9002
 - PC polykarbonát nerozbitný
 - antivandal skrutky

STANDARD ACCESSORIES ŠTANDARDNÁ VÝBAVA

- 4pcs of pictograms (types H,I or J must be specified in the order)
- 2pcs of pendant brackets 2m long (can be cut to any shorter length during the installation)
- LEDs indicating presence of power supply
- TEST button
- 4ks piktogramov (typy H,I alebo J musia byť špecifikovaný v objednávke)
- závesná sada dĺžky 2m (dĺžka závesných tyčí môže byť skrátené počas montáže podľa potreby)
- signalizácia LED a TEST tlačítko



OPTIONS PRÍPLATKY

- VANDAL-PROOF screwdriver (ORDER CODE: M-MAT0323)
- antivandal šrobovák na skrutky (objednávaci kód: M-MAT0323)

AUTOTEST

W	Type / Typ	Version	Light Source / žiarivka	% Emergency Factor	Battery / Akumulátor	Duration / autonómia	Order Code / obj.kód	Weight
11	MULTICUBE-AT-IP54 11W.1	NM/M	11W / 2G7 / 900 lm	50%	NI-MH 4,8V/3,0Ah	1h	63-B-10	7,0 kg
11	MULTICUBE-AT-IP54 11W.3	NM/M	11W / 2G7 / 900 lm	50%	NI-MH 4,8V/4,0Ah	3h	63-B-11	7,2 kg

MULTICUBE-AT

CENTRALTEST ELMAX-LOOK

W	Type / Typ	Version	Light Source / žiarivka	% Emergency Factor	Battery / Akumulátor	Duration / autonómia	Order Code / obj.kód	Weight
11	MULTICUBE-ATXL-IP54 11W.1	NM/M	11W / 2G7 / 900 lm	50%	NI-MH 4,8V/3,0Ah	1h	63-B-26	7,0 kg
11	MULTICUBE-ATXL-IP54 11W.3	NM/M	11W / 2G7 / 900 lm	50%	NI-MH 4,8V/4,0Ah	3h	63-B-27	7,2 kg

MULTICUBE-ATXL

CENTRAL POWER SUPPLY

W	Type / Typ	Version	Light Source / žiarivka	% Emergency Factor	Power / Napätie	Duration / autonómia	Order Code / obj.kód	Weight
11	C.CUBELUX-IP54 11W/24V	C	11W / 2G7 / 900 lm	100%	24V AC/DC	-	63-B-21	6,8 kg
11	C.CUBELUX-IP54 11W/230V	C	11W / 2G7 / 900 lm	100%	230V AC/DC	-	63-B-12	6,8 kg

C.MULTICUBE



50m
150m

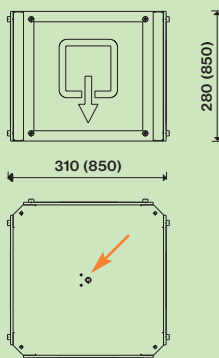


Lux Design

RAL 9006 RAL 9003

Cube shaped suspended emergency lighting / závesné svetidlo

- 4pcs suspension hooks is standard accessories (there is the optional wire rope suspension set on the upper picture)
- štandardná dodávka 4ks závesných očiek (na obr.volitelný lankový záves)



→ Cable Entry

Dimensions in the brackets are valid for only 2x55W version
Údaje v zátvorke platia len pre verziu 2x55W

230V AC	24V AC/DC	9W	11W	1-3h	I	IP20	ECOTREND
AUTO TEST	CENTRAL TEST	F	CE	AUTOTEST			

DESCRIPTION


POPIS

- Suspended all non-maintained (NM), maintained (M) or centralised (C) emergency lighting available also in all:
 - AUTOTEST version (MULTICUBE-AT),
 - CENTRALTEST version for **ELMAX LOOK** (MULTICUBE-ATXL), (see also **SEC-ELMAX LOOK + ELMAX-ZigBee** on pages 162-165)
- Conforming to the requirement of EN 60598-2-22
- Design:
 - metal body with PE powder painting RAL9006
 - PMMMA diffuser
- závesné svetidlo pre **netrvalé (NM)**, **trvalé (M)** alebo **centrálné (C)** núdzové osvetlenie, aj s funkciami:
 - **AUTOTEST** (MULTICUBE-AT),
 - **CENTRALTEST** pre systém **ELMAX LOOK** (MULTICUBE-ATXL), (pozri systémy **ELMAX LOOK + ELMAX ZigBee** str.162-165)
- spĺňa požiadavky európskej normy EN 60598-2-22
- konštrukcia:
 - lakovaná oceľ v RAL9006

STANDARD ACCESSORIES

ŠTANDARDNÁ VÝBAVA

- 4pcs of plexi with pictogram (types must be specified in the order)
- 4pcs of hooks for suspension
- LEDs indicating both presence of power supply and signaling failures
- TEST button
- 4ks plexi s piktogramom (typy musia byť špecifikované v objednávke)
- 4ks závesných očiek
- signalizácia LED a TEST tlačítko



OPTIONS

PRÍPLATKY

- Wire rope suspension set
- výbava pre lankový záves

NM/M

CUBELUX / MULTICUBE

W	Type / Typ	Version	Light Source / žiarivka	% Emergency Factor	Battery / Akumulátor	Duration / autonómia	Order Code / obj.kód	Weight
9	CUBELUX 9W.1	NM	9W / 2G7 / 600 lm	27%	NI-CD 3,6V/1,8Ah	1h	63-B-05	4,0 kg
9	CUBELUX 9W.3	NM	9W / 2G7 / 600 lm	27%	NI-MH 3,6V/4,0Ah	3h	63-B-07	4,2 kg
9	MULTICUBE 9W.1	NM/M	9W / 2G7 / 600 lm	27%	NI-CD 3,6V/1,8Ah	1h	63-B-08	4,2 kg
9	MULTICUBE 9W.3	NM/M	9W / 2G7 / 600 lm	27%	NI-MH 3,6V/4,0Ah	3h	63-B-09	4,4 kg

AUTOTEST

MULTICUBE-AT

W	Type / Typ	Version	Light Source / žiarivka	% Emergency Factor	Battery / Akumulátor	Duration / autonómia	Order Code / obj.kód	Weight
11	MULTICUBE-AT 11W.1	NM/M	11W / 2G7 / 900 lm	50%	NI-MH 4,8V/3,0Ah	1h	63-B-17	4,2 kg
11	MULTICUBE-AT 11W.3	NM/M	11W / 2G7 / 900 lm	50%	NI-MH 4,8V/4,0Ah	3h	63-B-19	4,4 kg

CENTRALTEST ELMAX-LOOK

MULTICUBE-ATXL

W	Type / Typ	Version	Light Source / žiarivka	% Emergency Factor	Battery / Akumulátor	Duration / autonómia	Order Code / obj.kód	Weight
11	MULTICUBE-ATXL 11W.1	NM/M	11W / 2G7 / 900 lm	50%	NI-MH 4,8V/3,0Ah	1h	63-B-24	4,2 kg
11	MULTICUBE-ATXL 11W.3	NM/M	11W / 2G7 / 900 lm	50%	NI-MH 4,8V/4,0Ah	3h	63-B-25	4,4 kg

CENTRAL POWER SUPPLY

C.CUBELUX

W	Type / Typ	Version	Light Source / žiarivka	% Emergency Factor	Power / Napätie	Duration / autonómia	Order Code / obj.kód	Weight
9	C.CUBELUX 9W/24V	C	9W / 2G7 / 900 lm	100%	24V AC/DC	-	63-B-20	3,8 kg
9	C.CUBELUX 9W/230V	C	9W / 2G7 / 900 lm	100%	230V AC/DC	-	63-B-06	3,8 kg
2x55	C.CUBELUX 2x55W/230V	C	2x55W / 2G7 / 900 lm	100%	230V AC/DC	-	63-B-22	25 kg



230V AC 24V AC/DC 9W 1-3h I IP20



DESCRIPTION

POPIS

- Recessed mounting (into wall or stairs) all non-maintained (NM), maintained (M) or centralised (C) emergency lighting
- Conforming to the requirement of EN 60598-2-22
- Design:
 - metal base with PE powder painting RAL9003
 - PMMA diffuser
- zabudovateľné (do steny, stupňa schodu) svetidlo pre **netrválne (NM), trvalé (M)** alebo **centrálne (C)** núdzové osvetlenie
- spĺňa požiadavky európskej normy EN 60598-2-22
- konštrukcia:
 - teleso z lakovanej ocele v RAL9003
 - PMMA difúzer

STANDARD ACCESSORIES

ŠTANDARDNÁ VÝBAVA

- LEDs indicating presence of power supply
- TEST button
- signalizácia LED a TEST tlačítko

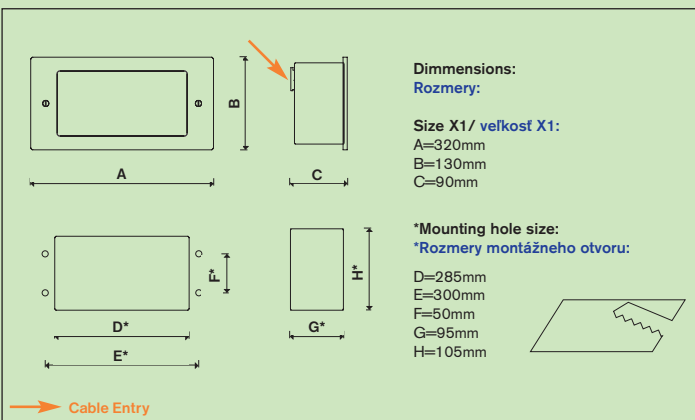
OPTIONS

PRIPLATKY

- Alternative size according to customer requirement
- Alternative colour in RAL
- Self-adhesive label with pictogram
- rozmer svetidla podľa špecifikácie odberateľa
- farebná úprava v RAL podľa špecifikácie odberateľa
- samolepiace piktogramy



RAL 9003 RAL 9006



STAIRLUX / MULTISTAIR

W	Type / Typ	Size	Version	Light Source / žiarivka	% Emergency Factor	Battery / Akumulátor	Duration / autonómia	Order Code / obj.kód	Weight
9	STAIRLUX 9W.1	X1	NM	9W / 2G7 / 600 lm	27%	NI-CD 3,6V/1,8Ah	1h	40-B-08	2,1 kg
9	STAIRLUX 9W.3	X1	NM	9W / 2G7 / 600 lm	27%	NI-MH 3,6V/4,0Ah	3h	40-B-10	2,3 kg
9	MULTISTAIR 9W.1	X1	NM/M	9W / 2G7 / 600 lm	27%	NI-CD 3,6V/1,8Ah	1h	40-B-09	2,3 kg
9	MULTISTAIR 9W.3	X1	NM/M	9W / 2G7 / 600 lm	27%	NI-MH 3,6V/4,0Ah	3h	40-B-11	2,4 kg

CENTRAL POWER SUPPLY

C.STAIRLUX

W	Type / Typ	Size	Version	Light Source / žiarivka	% Emergency Factor	Power / Napätie	Duration / autonómia	Order Code / obj.kód	Weight
9	C.STAIRLUX 9W/24V	X1	C	9W / 2G7 / 600 lm	100%	24V AC/DC	-	40-B-32	2,0 kg
9	C.STAIRLUX 9W/230V	X1	C	9W / 2G7 / 600 lm	100%	230V AC/DC	-	40-B-04	2,0 kg

230V AC 24V AC/DC 11W LED 1-3h I IP20



DESCRIPTION

POPIS

- Recessed mounting (into wall or stairs) all non-maintained (NM), maintained (M) or centralised (C) emergency lighting
- Equipped with 11W fluorescent tube or LED
- Conforming to the requirement of EN 60598-2-22
- Design:
 - metal base with PE powder painting RAL9006
 - opal-PMMA-diffuser (11W) or PRISMATIC one (LED version)
- **zabudovateľné (do steny, stupňa schodu) svetidlo pre netrválne (NM), trvalé (M) alebo centrálné (C) núdzové osvetlenie s LED diódami alebo 11W žiarivkou**
- spĺňa požiadavky európskej normy EN 60598-2-22
- konštrukcia:
 - teleso z lakovanej ocele v RAL9006
 - opál PMMA difúzer (pre 11W) alebo PRISMA (LED verzia)

STANDARD ACCESSORIES

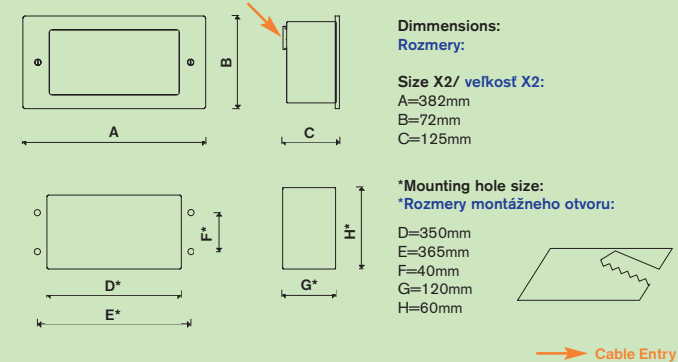
ŠTANDARDNÁ VÝBAVA

- LEDs indicating presence of power supply
- TEST button
- signalizácia LED a TEST tlačítko

OPTIONS

PRÍPLATKY

- Alternative size according to customer requirement
- Alternative colour in RAL
- Self-adhesive label with pictogram
- rozmer svetidla podľa špecifikácie odberateľa
- farebná úprava v RAL podľa špecifikácie odberateľa
- samolepiace piktogramy



RAL 9006 RAL 9003

MULTISTAIR-LED-PRISMA

- Standard prismatic diffuser (only for LED version)
- štandardný prismatický difúzer (iba pre LED verziu)



NM/M

STAIRLUX 11W / MULTISTAIR 11W

W	Type / Typ	Size	Version	Light Source / žiarivka	% Emergency Factor	Battery / Akumulátor	Duration / autonómia	Order Code / obj.kód	Weight
11	STAIRLUX 11W.1	X2	NM	11W / 2G7 / 900 lm	27%	NI-CD 3,6V/1,8Ah	1h	40-B-19	2,1 kg
11	STAIRLUX 11W.3	X2	NM	11W / 2G7 / 900 lm	27%	NI-MH 3,6V/4,0Ah	3h	40-B-22	2,3 kg
11	MULTISTAIR 11W.1	X2	NM/M	11W / 2G7 / 900 lm	27%	NI-CD 3,6V/1,8Ah	1h	40-B-20	2,3 kg
11	MULTISTAIR 11W.3	X2	NM/M	11W / 2G7 / 900 lm	27%	NI-MH 3,6V/4,0Ah	3h	40-B-26	2,4 kg

CENTRAL POWER SUPPLY

C.STAIRLUX 11W

W	Type / Typ	Size	Version	Light Source / žiarivka	% Emergency Factor	Power / Napätie	Duration / autonómia	Order Code / obj.kód	Weight
11	C.STAIRLUX 11W	X2	C	11W / 2G7 / 900 lm	100%	24V AC/DC	-	40-B-33	1,9 kg
11	C.STAIRLUX 11W	X2	C	11W / 2G7 / 900 lm	100%	230V AC/DC	-	40-B-24	1,9 kg

NM/M

STAIRLUX-LED-PRISMA / MULTISTAIR-LED-PRISMA

W	Type / Typ	Size	Version	Light Source / LED	% Emergency Factor	Battery / Akumulátor	Duration / autonómia	Order Code / obj.kód	Weight
LED	MULTISTAIR-LED-PR.	X2	NM/M	8x LED	100%	NI-MH 4,8V/0,85Ah	3h	40-B-18	2,0 kg

CENTRAL POWER SUPPLY

C.STAIRLUX-LED-PRISMA

W	Type / Typ	Size	Version	Light Source / LED	% Emergency Factor	Power / Napätie	Duration / autonómia	Order Code / obj.kód	Weight
LED	C.STAIRLUX-LED-PR	X2	C	12x LED	100%	230V AC/DC	-	40-B-15-02-00	1,9 kg





DESCRIPTION

POPIS

- **LED equipped** non-maintained (NM), maintained (M) or centralised (C) emergency lighting for perfect light distribution for outdoor application (enter/exit areas) available also in all:
 - AUTOTEST version (MULTIEXIT-AT),
 - CENTRALTEST version for **ELMAX LOOK** (MULTIEXIT-ATXL), (see also **SEC-ELMAX LOOK + ELMAX-ZigBee** on pages 162-165)
- Equipped with heating element to protect the battery in case of low temp.
- Equipped with light sensor measuring the ambient lighting conditions
- Conforming to the requirement of EN 60598-2-22
- Design: Stainless steel body with PE powder coat finish RAL9006
- **exteriérové svietidlo pre netrválé (NM), trvalé (M) alebo centrálne (C) núdzové osvetlenie zaručujúce vysokú hladinu svetelného toku vďaka výkonným LED**, aj s funkciami:
 - AUTOTEST (MULTIEXIT-AT),
 - CENTRALTEST pre systém **ELMAX LOOK** (MULTIEXIT-ATXL) (pozri systémy **ELMAX LOOK + ELMAX ZigBee** str.162-165)
- vybavené vyhrievacím modulom pre ochranu akumulátora pri nízkych tepl.
- spĺňa požiadavky európskej normy EN 60598-2-22
- konštrukcia: teleso z nerezovej ocele v RAL9006

STANDARD ACCESSORIES

ŠTANDARDNÁ VÝBAVA

- **6x1W powerful LED Lumileds**
- **Intelligent Heating Element for battery**
- **Light Sensor (automatic ON-OFF function)**
- LEDs indicating power supply and signaling failures + TEST button
- **výkonné LED 6x1W Lumileds**
- Inteligentný vyhrievací modul pre batériu
- svetelný senzor na meranie hladiny okolitého osvetlenie pre zap/vyp.
- signalizácia LED a TEST tlačítko

OPTIONS

PRÍPLATKY

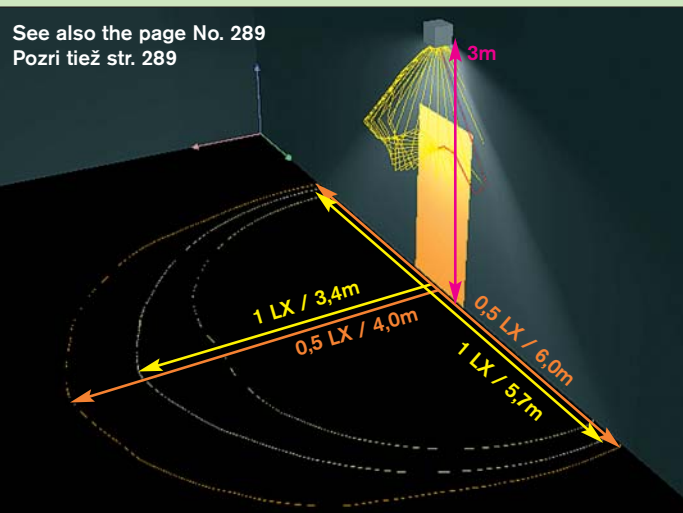
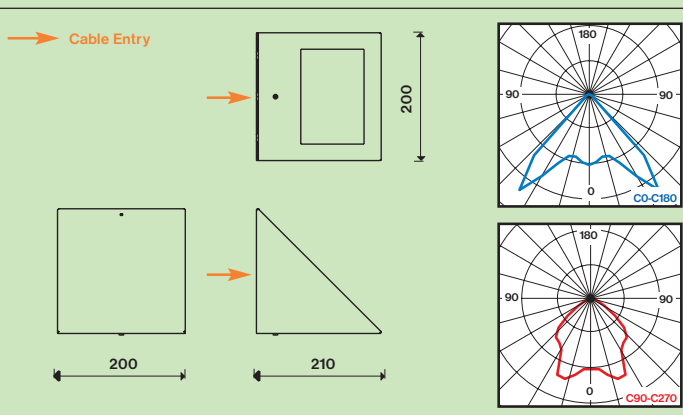
- Motion sensor
- pohybový senzor

LED



MULTIEXIT

- Outdoor Powerfull Emergency Lighting equipped with LED
- exteriérové núdzové svietidlo s výkonnými LED diodami



See also the page No. 289
Pozri tiež str. 289

AUTOTEST

W	Type / Typ	Version	LED	% Emergency Factor	Battery / Akumulátor	Duration / autonómia	Order Code / obj.kód	Weight
LED	MULTIEXIT-AT	NM/M	6x1W / 240lm	100%	NI-MH 4,8V/4,0Ah	1h	153-B-00	2,5 kg

MULTIEXIT-AT LED

CENTRALTEST ELMAX-LOOK

W	Type / Typ	Version	LED	% Emergency Factor	Battery / Akumulátor	Duration / autonómia	Order Code / obj.kód	Weight
LED	MULTIEXIT-ATXL	NM/M	6x1W / 240lm	100%	NI-MH 4,8V/4,0Ah	1h	153-B-07	2,5 kg

MULTIEXIT-ATXL LED

CENTRAL POWER SUPPLY

W	Type / Typ	Version	LED	% Emergency Factor	Power / napätie	Duration / autonómia	Order Code / obj.kód	Weight
LED	C.EXITLUX	C	6x1W / 240lm	100%	230V AC/DC	-	153-B-02	2,5 kg

C.EXITLUX LED

LED



**Lux
Design**

RAL
9003

REFLUX / MUTLIREF

- Powerfull LED emergency lighting fixture with flexible reflectors
- výkonné LED núdzové svietidlo s otočnými reflektormi

230V LED 1h I IP40

ECOTREND



AUTOTEST

AUTO
TEST CENTRAL
TEST F CE

DESCRIPTION

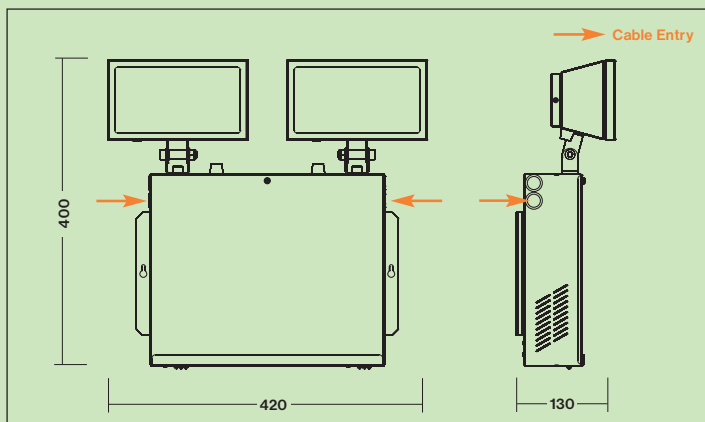
POPIS

- Powerfull LED equipped wall/ceiling mounting emergency lighting fixture available in all versions AUTOTEST (AT), CENTRALTEST (ELMAX-Look) or centralised (C)
- Each reflector is equipped by **9x3W powerfull LEDs** what is equal to power of 50W halogen lamp (so in total 18x3W LED)
- Each reflector is flexible and can be even fixed in distance up to 5m far from the fixture (5m long reflector wire is standard)
- Conforming to the requirement of EN 60598-2-22
- Design:
 - metal body in RAL9003
 - acrylic prismatic diffuser
- výkonné LED núdzové svietidlo vyrábané vo verzii AUTOTEST (AT), CENTRALTEST (ELMAX-Look) alebo pre centrálné napájané núdzové systémy
- vybavené dvomi reflektormi, z ktorých každý je **výbavený 9x3W výkonnými LED**, ktoré sa svojím výkonom vyrovnajú 50W halogénovej žiarovke (celkom inštalovaných 18x3W LED)
- každý reflektor je otočiteľný do požadovaného smeru a navyše je vybavený 5m dlhým vodičom s možnosťou umiestniť reflektor aj mimo svietidla (napr. za rohom na osvetlenie druhej strany chodby)
- spĺňa požiadavky európskej normy EN 60598-2-22
- konštrukcia: PC polykarbonát nerozbitný
 - teleso z lakovanej ocele v RAL9003
 - kryt svietidla prizmatické PMMA

STANDARD ACCESSORIES

ŠTANDARDNÁ VÝBAVA

- 2pcs of flexible LED reflectors
- 4m long wiring for separated placement of the reflector
- LEDs indicating presence of power supply
- TEST button
- 2ks otočných reflektorov s LED
- 4m dlhá kabeláž pre oddelenú montáž reflektora od svietidla
- signalizácia LED a TEST tlačítko



AUTOTEST

MULTIREF-AT

W	Type / Typ	Version	Light Source / LED	% Emergency Factor	Battery / Akumulátor	Duration / autonómia	Order Code / obj.kód	Weight
LED	MULTIREF-LED-AT.1h	NM/M	18x 3W LED	100%	2xNI-MH 19,4V/4Ah	1h	244-B-01	7,0 kg

CENTRALTEST ELMAX-LOOK

MULTIREF-ATXL

W	Type / Typ	Version	Light Source / LED	% Emergency Factor	Battery / Akumulátor	Duration / autonómia	Order Code / obj.kód	Weight
LED	MULTIREF-LED-ATXL.1h	NM/M	18x 3W LED	100%	2xNI-MH 19,4V/4Ah	1h	244-B-03	7,1 kg

CENTRAL POWER SUPPLY

C.REFLUX

W	Type / Typ	Version	Light Source / LED	% Emergency Factor	Power / Napätie	Duration / autonómia	Order Code / obj.kód	Weight
LED	C.REFLUX-LED 230V AC/DC	NM/M	18x 3W LED	100%	230V AC/DC	-	244-B-02	5,0 kg

230V AC 24V AC/DC 11W 1-3h I IP65



DESCRIPTION

POPIS

- Robust all wall/ceiling mounting all non-maintained (NM), maintained (M) or centralised (C) emergency lighting
- Conforming to the requirement of EN 60598-2-22
- Design: PC impact resistant body
- mechanicky odolné nástenné/stropné svetidlo pre **netrvalé (NM), trvalé (M)** alebo **centrálné (C)** núdzové osvetlenie pre aplikácie so zvýšeným rizikom poškodenia
- spĺňa požiadavky európskej normy EN 60598-2-22
- konštrukcia: PC polykarbonát nerozbitný

STANDARD ACCESSORIES

ŠTANDARDNÁ VÝBAVA

- 4pcs of self-adhesive pictograms (standard set A,B,C)
- 2pcs of steel „click mounting“ clips
- 2pcs of hooks for suspended instalation
- LEDs indicating presence of power supply
- TEST button
- 4ks **piktogramov** (štandardne A,B,C)
- 2ks samosvorných oceľových držiakov pre montáž na stenu/strop „KLIK“
- 2ks závesných očiek pre montáž na záves
- signalizácia LED a TEST tlačítko



OPTIONS

PRÍPLATKY

- Self-adhesive labels (set H,I,J)
- Wall or ceiling mounting brackets
- Protective steel cage
- samolepiace piktogramy sada H,I,J
- nástenná alebo stropná konzola
- ochranný kovový kôš


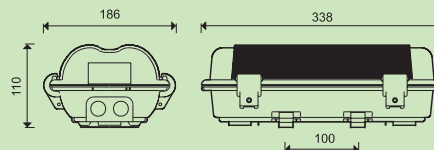
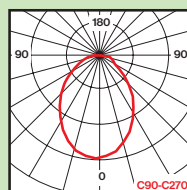
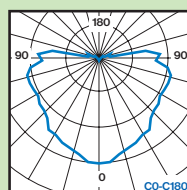


28m



BASET-PC / MULTIBASET-PC

- Robust design (PC body)
- svetidlo vhodné pre aplikácie s vyššími nárokmi na mechanickú odolnosť



NM/M

BASET / MULTIBASET

W	Type / Typ	Version	Light Source / žiarivka	% Emergency Factor	Battery / Akumulátor	Duration / autonómia	Order Code / obj.kód	Weight
11	BASET-PC 11W.1	NM	11W / 2G7 / 900 lm	27%	NI-CD 3,6V/1,8Ah	1h	12-B-14	1,6 kg
11	BASET-PC 11W.2	NM	11W / 2G7 / 900 lm	27%	NI-CD 3,6V/2,5Ah	2h	12-B-15	1,7 kg
11	BASET-PC 11W.3	NM	11W / 2G7 / 900 lm	27%	NI-MH 3,6V/4,0Ah	3h	12-B-16	1,8 kg
11	MULTIBASET-PC 11W.1	NM/M	11W / 2G7 / 900 lm	27%	NI-CD 3,6V/1,8Ah	1h	12-B-17	1,8 kg
11	MULTIBASET-PC 11W.2	NM/M	11W / 2G7 / 900 lm	27%	NI-CD 3,6V/2,5Ah	2h	12-B-18	1,8 kg
11	MULTIBASET-PC 11W.3	NM/M	11W / 2G7 / 900 lm	27%	NI-MH 3,6V/4,0Ah	3h	12-B-19	1,8 kg

CENTRAL POWER SUPPLY

C.BASET

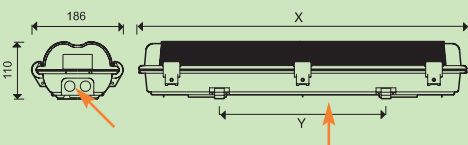
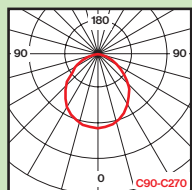
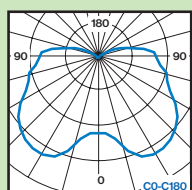
W	Type / Typ	Version	Light Source / žiarivka	% Emergency Factor	Power / Napätie	Duration / autonómia	Order Code / obj.kód	Weight
11	C.BASET-PC 11W/24V	C	11W / 2G7 / 900 lm	100%	24V AC/DC	-	12-B-08	1,4 kg
11	C.BASET-PC 11W/230V	C	11W / 2G7 / 900 lm	100%	230V AC/DC	-	12-B-11	1,4 kg

2900lm



PERUN / MULTIPERUN

- Robust design (PC body)
- svietidlo vhodné pre aplikácie s vyššími nárokmi na mechanickú odolnosť




- X=650mm, Y=400mm (18W / 2x18W / Perun-X 36W)
- X=1290mm, Y=790mm (36W / 2x36W)
- X=1590mm, Y=1090mm (58W / 2x58W)

→ Cable Entry

Only 3pcs of PERUN-X are enough for a hall size 60x20m /10m heigh for 1LX.
Hala 60x20m osvetlená len 3ks svietidiel PERUN-X 36W.1 z výšky 10m na 1LX.

min. 1lx / 1200m²
60m x 20m x 10m



230V 24V DC 18W 36W 58W 1-3h I IP65

AUTO TEST F CE PC



AUTOTEST

DESCRIPTION POPIS

- **Robust** all wall/ceiling mounting all non-maintained (NM), maintained (M) or centralised (C) emergency lighting including AUTOTEST versions
- Maintained version (M) is available in two versions:
 - MULTIPERUN-A = in permanent mode only one fluorescent tube works, in emergency mode second one works
 - MULTIPERUN-B = in permanent mode both fluorescent tubes work, in emergency mode only one works
- **Powerful** version PERUN-X with emergency % factor 100% = lower number of emergency lighting fixtures is needed (designed for high spaces such as all sport halls, production halls, stocking areas...)
- Conforming to the requirement of EN 60598-2-22
- Design: PC impact resistant body
- **mechanicky odolné** nástenné/stropné svietidlo pre **netrvalé (NM), trvalé (M)** alebo **centrálne (C)** núdzové osvetlenie aj vo verzii AUTOTESTOM pre aplikácie so zvýšeným rizikom poškodenia
- veľa pre trvalé núdzové osvetlenie (M) je vyrábaná v dvoch prevedeniach:
 - MULTIPERUN-A = v normálnom režime svieti jedna žiarivka, v núdzovom režime svieti druhá žiarivka (vyššia spoľahlivosť)
 - MULTIPERUN-B = v normálnom režime svietia dve žiarivky, v núdzovom režime svieti jedna žiarivka
- verzia PERUN-X má **vysoký koeficient svetelného toku v núdzovom režime až 100% = potrebný nižší počet svietidiel na splnenie požadovanej hladiny osvetlenia v núdzovom režime v porovnaní s bežnými svietidlami** (pre objekty s vysokou vnútornou výškou a požiadavkou na výkonné núdzové osvetlenie ako napr. výrobné haly, sklady, športové haly a pod.)
- spĺňa požiadavky európskej normy EN 60598-2-22
- konštrukcia: PC polykarbonát nerozbitný

STANDARD ACCESSORIES ŠTANDARDNÁ VÝBAVA

- 2pcs of steel „click mounting“ clips
- 2pcs of hooks for suspended instalation
- LEDs indicating presence of power supply
- TEST button
- 2ks samosvorných oceľových držiakov pre montáž na stenu/strop „KLIK“
- 2ks závesných očiek pre montáž na záves
- signalizácia LED a TEST tlačítko

OPTIONS PRÍPLATKY

- Self-adhesive labels (the type must be specified in the order)
- Wall or ceiling mounting brackets
- Protective steel cage
- samolepiace piktogramy (typ musí byť špecifikovaný v objednávke)
- nástenná alebo stropná konzola
- ochranný kovový kôš

NM/M

PERUN / MULTIPERUN

W	Type / Typ	Version	Light Source / žiarivka	% Emergency Factor	Battery / Akumulátor	Duration / autonómia	Order Code / obj.kód	Weight
36	PERUN-X 36W.1	NM	36W / 2G11/2900 lm	100%	NI-MH 19,4V/4,0Ah	1h	19-B-33	7,0 kg
18	PERUN 18W.1	NM	18W / G13 / 1150 lm	18%	NI-CD 3,6V/1,8Ah	1h	19-B-27	2,5 kg
18	PERUN 18W.3	NM	18W / G13 / 1150 lm	18%	NI-MH 3,6V/4,0Ah	3h	19-B-08	2,8 kg
36	PERUN 36W.1	NM	36W / G13 / 2850 lm	14%	NI-CD 3,6V/2,5Ah	1h	19-B-28	4,0 kg
18	MULTIPERUN 18W.1	NM/M	18W / G13 / 1150 lm	18%	NI-CD 3,6V/1,8Ah	1h	19-B-32	2,8 kg
2x	MULTIPERUN-A 2x18W.1	NM/M	18W / G13 / 1150 lm	18%	NI-CD 3,6V/1,8Ah	1h	19-B-10	3,2 kg
18	MULTIPERUN-B 2x18W.1	NM/M	18W / G13 / 1150 lm	18%	NI-CD 3,6V/1,8Ah	1h	19-B-11	3,5 kg
2x	MULTIPERUN-A 2x36W.1	NM/M	36W / G13 / 2850 lm	14%	NI-CD 3,6V/2,5Ah	1h	19-B-14	5,0 kg
36	MULTIPERUN-B 2x36W.1	NM/M	36W / G13 / 2850 lm	14%	NI-CD 3,6V/2,5Ah	1h	19-B-15	5,5 kg
2x58	MULTIPERUN-B 2x58W.1	NM/M	36W / G13 / 2850 lm	10%	NI-MH 3,6V/4,0Ah	1h	19-B-19	7,5 kg

AUTOTEST**MULTIPERUN-AT / PERUN-X-AT**

W	Type / Typ	Version	Light Source / žiarivka	% Emergency Factor	Battery / Akumulátor	Duration / autonómia	Order Code / obj.kód	Weight
18	MULTIPERUN-AT 18W.1	NM/M	18W / G13 / 1150 lm	20%	NI-MH 4,8V/2,1Ah	1h	19-B-42	2,5 kg
36	MULTIPERUN-AT 36W.1	NM/M	36W / G13 / 2850 lm	13%	NI-MH 4,8V/3,0Ah	1h	19-B-43	5,0 kg
58	MULTIPERUN-AT 58W.1	NM/M	58W / G13 / 5200 lm	10%	NI-MH 4,8V/4,0Ah	1h	19-B-44	6,0 kg
36	PERUN-X-AT 36W.1	NM	36W / 2G11/2900 lm	100%	NI-MH 19,2V/4,0Ah	1h	19-B-45	7,0 kg

CENTRAL POWER SUPPLY**C.PERUN**

W	Type / Typ	Version	Light Source / žiarivka	% Emergency Factor	Power / Napätie	Duration / autonómia	Order Code / obj.kód	Weight
18	C.PERUN 18W/24V	C	18W/G13/1150 lm	100%	24V DC	-	19-B-04	1,0 kg
18	C.PERUN 18W/230V	C	18W/G13/1150 lm	100%	230V AC/DC	-	19-B-07	1,0 kg
2x18	C.PERUN 2x18W/24V	C	2x18W/G13/2300 lm	100%	24V DC	-	19-B-16	1,5 kg
2x18	C.PERUN 2x18W/230V	C	2x18W/G13/2300 lm	100%	230V AC/DC	-	19-B-46	1,5 kg
36	C.PERUN 36W/24V	C	36W/G13/2850 lm	100%	24V DC	-	19-B-26	2,0 kg
36	C.PERUN 36W/230V	C	36W/G13/2850 lm	100%	230V AC/DC	-	19-B-29	2,0 kg
2x36	C.PERUN 2x36W/24V	C	2x36W/G13/5700 lm	100%	24V DC	-	19-B-20	2,5 kg
2x36	C.PERUN 2x36W/230V	C	2x36W/G13/5700 lm	100%	230V AC/DC	-	19-B-40	2,5 kg
58	C.PERUN 58W/24V	C	58W / G13 / 5200 lm	100%	24V DC	-	19-B-47	3,0 kg
58	C.PERUN 58W/230V	C	58W / G13 / 5200 lm	100%	230V AC/DC	-	19-B-48	3,0 kg
2x58	C.PERUN 2x58W/24V	C	2x58W/G13/10400 lm	100%	24V DC	-	19-B-49	3,5 kg
2x58	C.PERUN 2x58W/230V	C	2x58W/G13/10400 lm	100%	230V AC/DC	-	19-B-50	3,5 kg



2900lm


**Lux Design**

RAL 9006 RAL 9003

ROTALUX

- Wall mounting is possible- version „P“
- nástenná montáž verzie „P“

2900lm

**Lux Design**

RAL 9006 RAL 9003

ROTALUX

- Adjustable joint in order to direct the lighting beam in the right area
- vybavené kĺbom pre nasmerovanie svetla do požadovaného priestoru

**DESCRIPTION****POPIS**


- **Powerful** all wall/ceiling or recessed mounting non-maintained (NM) or centralised (C) emergency lighting with **emergency % factor 100% = lower number of emergency lighting fixtures is needed**
- Designed for high spaces with the possibility to direct the luminous flux to the required area (sport halls, production halls, stocking areas...)
- Available also in **both AUTOTEST version or CENTRALTEST ELMAX-Look version**
- Conforming to the requirement of EN 60598-2-22
- Design:
 - Metal body with PE powder coat finish RAL9006
 - PMMA prismatic diffuser
- vysoko výkonné nástenné/stropné alebo zapustené svetidlo pre **netrvalé (NM) alebo centrálné (C) núdzové osvetlenie** zabezpečujúce vysoký svetelný tok v prípade výpadku elektrickej energie pre objekty s vysokou vnútornou výškou a požiadavkou na výkonné núdzové osvetlenie alebo pre výkonné núdzové osvetlenie pri montáži na stenu ako napr. výrobné haly, sklady, športové haly a pod. s **možnosťou natáčania=usmernenie svetelného toku** do požadovaného priestoru (napr. nad stroj, nakladaciu rampu a pod.)
- **vysoký koeficient svetelného toku v núdzovom režime až 100% = potrebný nižší počet svetidiel na splnenie požadovanej hladiny osvetlenia v núdzovom režime v porovnaní s bežnými svetidlami**
- dostupný aj vo verzii s AUTOTESTom ale CENTRALTESTom pre systém ELMAX-Look
- spĺňa požiadavky európskej normy EN 60598-2-22
- konštrukcia:
 - lakovaná oceľ v RAL9006
 - PMMA prismatický difúzer

STANDARD ACCESSORIES**ŠTANDARDNÁ VÝBAVA**

- LEDs indicating presence of power supply
- TEST button
- signalizácia LED a TEST tlačítko

OPTIONS**PRÍPLATKY**

- Self-adhesive labels
- Protective steel cage
- samolepiace piktogramy sada H,I,J
- ochranný kovový kôš

**NM/M****ROTALUX**

W	Type / Typ	Version	Light Source / žiarivka	% Emergency Factor	Battery / Akumulátor	Duration / autonómia	Order Code / obj.kód	Weight
36	ROTALUX-P 36W.1	NM	36W /2G10 /2800 lm	100%	NI-MH 19,2V/4,0Ah	1h	165-B-00	8,0 kg

AUTOTEST**ROTALUX-AT**

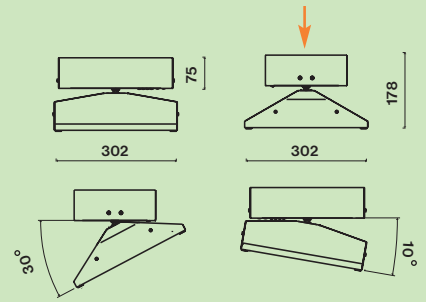
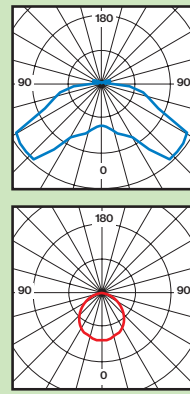
W	Type / Typ	Version	Light Source / žiarivka	% Emergency Factor	Battery / Akumulátor	Duration / autonómia	Order Code / obj.kód	Weight
36	ROTALUX-P-AT 36W.1	NM	36W /2G10 /2800 lm	100%	NI-MH 19,2V/4,0Ah	1h	165-B-04	8,0 kg

CENTRALTEST ELMAX-LOOK**ROTALUX-ATXL**

W	Type / Typ	Version	Light Source / žiarivka	% Emergency Factor	Battery / Akumulátor	Duration / autonómia	Order Code / obj.kód	Weight
36	ROTALUX-P-ATXL 36W.1	NM	36W /2G10 /2800 lm	100%	NI-MH 19,2V/4,0Ah	1h	165-B-05	8,0 kg

CENTRAL POWER SUPPLY**C.ROTALUX**

W	Type / Typ	Version	Light Source / žiarivka	% Emergency Factor	Power / Napätie	Duration / autonómia	Order Code / obj.kód	Weight
36	C.ROTALUX-P 36W/24V DC	C	36W /2G10 /2800 lm	100%	24V DC	-	165-B-06	5,5 kg
36	C.ROTALUX-P 36W/230V	C	36W /2G10 /2800 lm	100%	230V AC/DC	-	165-B-02	5,5 kg

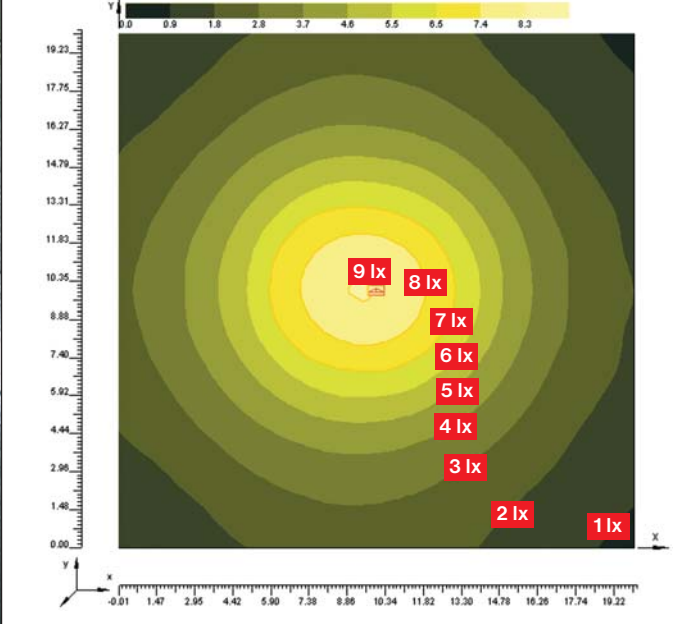


→ Cable Entry



ROTALUX 36W.1 covers 400m² with 1Lx from 10m height.
 ROTALUX 36W.1 zabezpečí hladinu núdzového osvetlenia
 min. 1lx na ploche 400m² z výšky 10m.

400m²
 20m x 20m x 10m



2900lm**Lux Design**

RAL 9003 RAL 9006

POWERLUX / MULTIPOWER

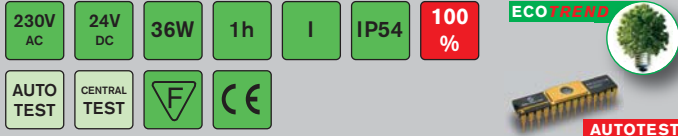
- Powerful emergency lighting with 100% light output emergency factor
- výkonné núdzové svetidlo s núdzovým koeficientom 100% (2800lm)



RAL 9003 RAL 9006

PETROLUX

- Petrolux industrial lighting 80W-250W in the same design page 298-299
- Petrolux hlavné svetidlo 80W-250W v rovnakom dizajne (str.298-299)

**DESCRIPTION****POPIS**

- **Powerful** all wall/ceiling or recessed mounting non-maintained (NM), maintained (M) or centralised (C) emergency lighting with emergency % factor 100% = **lower total number of the fixtures is needed**
- **MULTIPOWER 2x36W** is equipped with two fluorescent tubes 36W (2G11). One of them works in normal mode, another one in emergency mode. It can be used as both orientational illumination when the main is OK (low energy consumption during the night) and emergency lighting with **100%light output (2900lm)** in case of the main failure.
- Available also in **both AUTOTEST version or CENTRALTEST ELMAX-Look version**
- Designed for high spaces with the possibility to direct the luminous flux to the required area (sport halls, production halls, stocking areas...)
- Conforming to the requirement of EN 60598-2-22
- Design:
 - Metal body with PE powder coat finish RAL9003
 - Hardened glass diffuser
- **vysokovýkonné nástenné/stropné alebo zapustené svetidlo pre netrválne (NM), trvalé (M) alebo centrálné (C) núdzové osvetlenie zabezpečujúce vysoký svetelný tok v prípade výpadku elektrickej energie pre objekty s vysokou vnútornou výškou a požiadavkou na výkonné núdzové osvetl.**
- **vysoký koeficient sveteleného toku v núdzovom režime až 100% = potrebný nižší počet svetidiel na splnenie požadovanej hladiny osvetlenia v núdzovom režime v porovnaní s bežnými svetidlami**
- **MULTIPOWER 2x36W** je svetidlo, ktoré v sebe kombinuje funkciu bežného osvetlenia a núdzového. V normálnom móde svieti jedna 36W žiarivka, ktorá zabezpečuje výkonné a úsporné osvetlenie (napr. v noci) a druhá 36W žiarivka zabezpečuje núdzové osvetlenie v prípade výpadku elektrickej energie.
- dostupný aj **vo verzii s AUTOTESTom ale CENTRALTESTom pre systém ELMAX-Look**
- spĺňa požiadavky európskej normy EN 60598-2-22
- konštrukcia:
 - lakovaná oceľ v RAL9003
 - kryt svetidla z tvrdeného skla

OPTIONS**PRIPLATKY**

- Recessed mounting frame (order 15-B-20-02-00)
- Protective steel cage (order 15-B-16-02-00)
- Rám pre zapustenú montáž do stropu (objednávaci kód 15-B-20-02-00)
- ochranný kovový kôš (objednávaci kód 15-B-16-02-00)

NM/M

W	Type / Typ	Version	Light Source / žiarivka	% Emergency Factor	Battery / Akumulátor	Duration / autonómia	Order Code / obj.kód	Weight
36	POWERLUX 36W.1	NM	36W / 2G10/ 2800 lm	100%	NI-MH 19,2V/4,0Ah	1h	15-B-20	11 kg
2x36	MULTIPOWER 2x36W.1	M	36W/ 2G11/ 2900 lm	100%	NI-MH 19,2V/4,0Ah	1h	15-B-31	12 kg

POWERLUX / MULTIPOWER**AUTOTEST**

W	Type / Typ	Version	Light Source / žiarivka	% Emergency Factor	Battery / Akumulátor	Duration / autonómia	Order Code / obj.kód	Weight
36	POWERLUX-AT 36W.1	NM	36W / 2G10/ 2800 lm	100%	NI-MH 19,2V/4,0Ah	1h	15-B-37	11 kg
2x36	MULTIPOWER-AT 2x36W.1	M	36W/ 2G11/ 2900 lm	100%	NI-MH 19,2V/4,0Ah	1h	15-B-38	12 kg

POWERLUX / MULTIPOWER**CENTRALTEST ELMAX-LOOK**

W	Type / Typ	Version	Light Source / žiarivka	% Emergency Factor	Battery / Akumulátor	Duration / autonómia	Order Code / obj.kód	Weight
36	POWERLUX-ATXL 36W.1	NM	36W / 2G10/ 2800 lm	100%	NI-MH 19,2V/4,0Ah	1h	15-B-39	11 kg
2x36	MULTIPOWER-ATXL 2x36W.1	M	36W/ 2G11/ 2900 lm	100%	NI-MH 19,2V/4,0Ah	1h	15-B-40	12 kg

POWERLUX / MULTIPOWER**CENTRAL POWER SUPPLY**

W	Type / Typ	Version	Light Source / žiarivka	% Emergency Factor	Power / Napätie	Duration / autonómia	Order Code / obj.kód	Weight
36	C.POWERLUX 36W/24V	C	36W / 2G10 / 2800 lm	100%	24V DC	-	15-B-32	7,5 kg
36	C.POWERLUX 36W/230V	C	36W / 2G10 / 2800 lm	100%	230V AC/DC	-	15-B-16	7,5 kg
2x36	C.POWERLUX 2x36W/230V	C	2x36W/ 2G11/ 5800 lm	100%	230V AC/DC	-	15-B-34	8,0 kg

C.POWERLUX



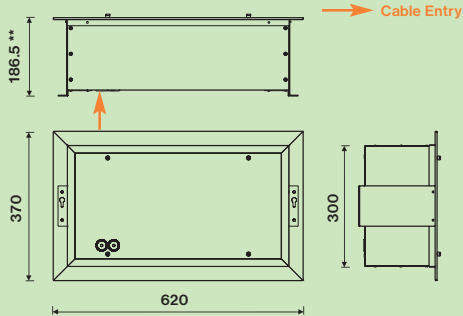
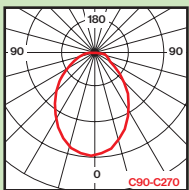
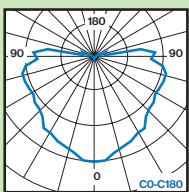
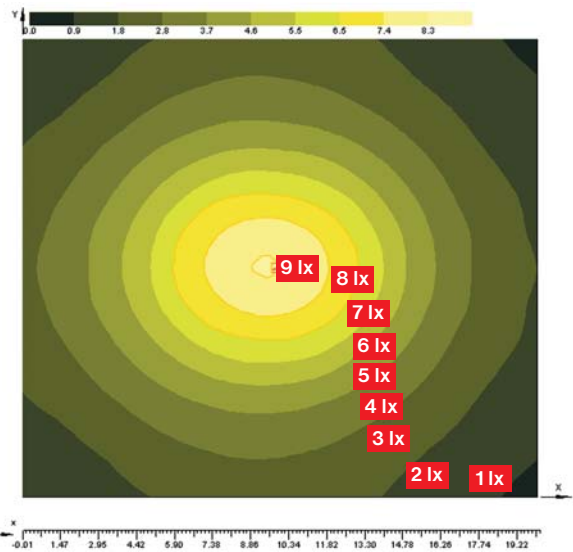
Optional protective steel cage
Ochranný kôš (opciona)



Optional recessed mounting frame
Montážny rám pre zapustenie do stropu (opciona)

POWERLUX 36W covers 400m² with 1Lx from 10m height
POWERLUX 36W.1 zabezpečí min. hladinu
núdzového osvetlenia 1lx na ploche 400m² z výšky 10m.

400m²
20m x 20m x 10m



The recessed version mounting hole size: 560 x 310 mm
** recessed depth, the cover frame thickness is not included

Montážny otvor pre zapustenú verziu: 560 x 310 mm
** montážna hĺbka svietidla, bez hrúbky rámičky zvonku stropu

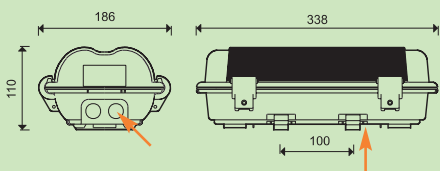
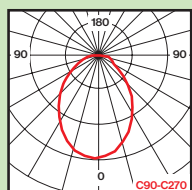
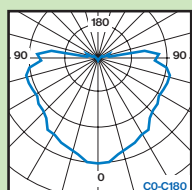
EEEx...



← → 28m

BASET-N / MUTLIBASET-N

- Explosion-proof emergency lighting fixture
- núdzové svetidlo určené pre prostredia s nebezpečím výbuchu



→ Cable Entry

230V AC	11W	1-3h	I	IP66	ZONE2 ZONE22	II 3GD T45°C EEx nR II T6
F	CE	PC				

DESCRIPTION

POPIS

- Explosion-proof all wall/ceiling mounting both non-maintained (NM) or maintained (M) emergency lighting for ZONE2, ZONE22, EEx nR II T6 areas
- Conforming to the requirement of EN 60598-2-22
- Design: PC impact resistant body
- nástenné/stropné svetidlo pre **netrvalé (NM) alebo trvalé (M)** núdzové osvetlenie pre aplikácie s nebezpečím výbuchu ZONA2, ZONA22, EEx nR II T6
- spĺňa požiadavky európskej normy EN 60598-2-22
- konštrukcia: PC polykarbonát nerozbitný

STANDARD ACCESSORIES


ŠTANDARDNÁ VÝBAVA

- 2pcs of steel „click mounting“ clips
- 2pcs of hooks for suspended instalation
- LEDs indicating presence of power supply
- TEST button
- 2ks samosvorných ocelových držiakov pre montáž na stenu/strop „KLIK“
- 2ks závesných očiek pre montáž na záves
- signalizácia LED a TEST tlačítko

OPTIONS

PRÍPLATKY

- Self-adhesive labels (set H,I,J or set A,B,C)
- Wall or ceiling mounting brackets
- Protective steel cage
- samolepiace piktogramy sada H,I,J alebo sada A,B,C
- nástenná alebo stropná konzola
- ochranný kovový kôš



NM/M

BASET-N / MULTIBASET-N

EEx nR II T6

W	Type / Typ	Version	Light Source / žiarivka	% Emergency Factor	Battery / Akumulátor	Duration / autonómia	Order Code / obj.kód	Weight
11	BASET-N 11W.3	NM	11W / 2G7 / 900 lm	15%	NI-CD 3,6V/1,5Ah	3h	52040	1,8 kg
11	MULTIBASET-N 11W.3	NM/M	11W / 2G7 / 900 lm	15%	NI-CD 3,6V/1,5Ah	3h	52041	2,2 kg

230V AC 18W 36W 58W 1h I IP66

F CE PC ZONE2 ZONE22 II 3GD T75°C EEx nA II T4

DESCRIPTION

POPIS

- Explosion-proof all wall/ceiling mounting both non-maintained (NM) or maintained (M) emergency lighting for all: ZONE2, ZONE22, EEx nA II T4 areas
- Conforming to the requirement of EN 60598-2-22
- Design:
 - PC impact resistant body
- nástenné/stropné svietidlo pre **netrválé (NM) alebo trvalé (M)** núdzové osvetlenie pre aplikácie s nebezpečím výbuchu ZONA2, ZONA22, EEx nA II T4
- spĺňa požiadavky európskej normy EN 60598-2-22
- konštrukcia:
 - PC polykarbonát nerozbitný

STANDARD ACCESSORIES

ŠTANDARDNÁ VÝBAVA

- 2pcs of steel „click mounting“ clips
- 2pcs of hooks for suspended installation
- LEDs indicating presence of power supply
- TEST button
- 2ks samosvorných ocelových držiakov pre montáž na stenu/strop „KLIK“
- 2ks závesných očiek pre montáž na záves
- signalizácia LED a TEST tlačítko

OPTIONS

PRIPLATKY

- Self-adhesive labels (the type must be specified in the order)
- Protective steel cage
- samolepiace piktogramy (typ musí byť špecifikovaný v objednávke)
- ochranný kovový kôš

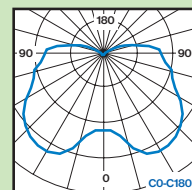
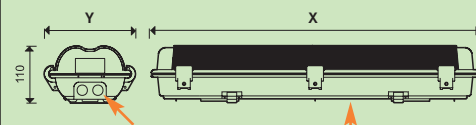


EEx...
👍

MULTIPERUN-N-EM

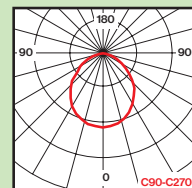
- Explosion-proof emergency lighting fixture
- núdzové svietidlo určené pre prostredia s nebezpečím výbuchu

→ Cable Entry



Dimension X x Y / Rozmery X x Y:

- 1x18W: 650x119mm
- 2x18W: 650x173mm
- 1x36W: 1290x119mm
- 2x36W: 1290x173mm
- 1x58W: 1590x119mm
- 2x58W: 1590x173mm



NM/M

MULTIPET-N-EM EEx nA II T4

W	Type / Typ	Light Source / žiarivka	% Emergency Factor	Battery / Akumulátor	Duration / autonómia	Order Code / obj.kód	Weight
1x18	VIPET-N-EM 1x18W.1 (NM)	18W / G13 / 1150 lm	14%	NI-CD 3,6V/1,5Ah	1h	52445	2,5 kg
1x36	VIPET-N-EM 1x36W.1 (NM)	36W / G13 / 2850 lm	10%	NI-CD 3,6V/1,5Ah	1h	52148	3,2 kg
1x58	VIPET-N-EM 1x58W.1 (NM)	58W / G13 / 4600 lm	8%	NI-CD 3,6V/1,5Ah	1h	52488	4,2 kg
1x36	MULTIPET-N-EM 2x18W.1 (NM/M)	18W / G13 / 1150 lm	14%	NI-CD 3,6V/1,5Ah	1h	52245	3,0 kg
2x36	MULTIPET-N-EM 1x36W.1 (NM/M)	36W / G13 / 2850 lm	10%	NI-CD 3,6V/1,5Ah	1h	52145	3,6 kg
1x36	MULTIPET-N-EM 2x36W.1 (NM/M)	36W / G13 / 2850 lm	10%	NI-CD 3,6V/1,5Ah	1h	52085	4,6 kg
1x58	MULTIPET-N-EM 1x58W.1 (NM/M)	58W / G13 / 4600 lm	8%	NI-CD 4,8V/1,5Ah	1h	52485	4,6 kg
2x58	MULTIPET-N-EM 2x58W.1 (NM/M)	58W / G13 / 4600 lm	8%	NI-CD 4,8V/1,5Ah	1h	52435	7,3 kg

NM/M-EP

MULTIPET-N-EM-EP EEx nA II T4

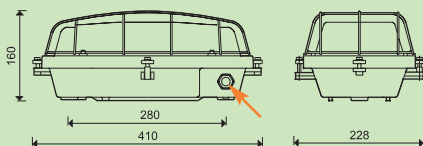
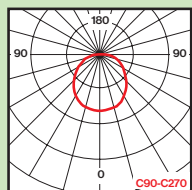
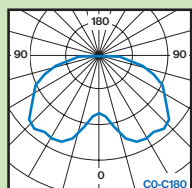
W	Type / Typ	Light Source / žiarivka	% Emergency Factor	Battery / Akumulátor	Duration / autonómia	Order Code / obj.kód	Weight
2x18	MULTIPET-N-EM-EP 2x18W.1	18W / G13 / 1150 lm	14%	NI-CD 3,6V/1,5Ah	1h	52247	3,0 kg
1x36	MULTIPET-N-EM-EP 1x36W.1	36W / G13 / 2850 lm	10%	NI-CD 3,6V/1,5Ah	1h	52147	3,6 kg
2x36	MULTIPET-N-EM-EP 2x36W.1	36W / G13 / 2850 lm	10%	NI-CD 3,6V/1,5Ah	1h	52087	4,6 kg
1x58	MULTIPET-N-EM-EP 1x58W.1	58W / G13 / 4600 lm	8%	NI-CD 4,8V/1,5Ah	1h	52487	4,6 kg
2x58	MULTIPET-N-EM-EP 2x58W.1	58W / G13 / 4600 lm	8%	NI-CD 4,8V/1,5Ah	1h	52347	7,3 kg

EEEx...



SAFELUX - MULTISAFE

- SAFELUX, MULTISAFE: II 3GD EEx nR II T6



→ Cable Entry

230V AC 9W 2h I IP65 ZONE2 ZONE22 II 3GD EEx nR II T6



DESCRIPTION

POPIS

- Explosion-proof all wall/ceiling mounting both non-maintained (NM) or maintained (M) emergency lighting for:
 - SAFELUX, MULTISAFE: II 3GD EEx nR II T6
- Conforming to the requirement of EN 60598-2-22
- Design:
 - AL body
 - Hardened glass diffuser
- nástenné/stropné svietidlo pre **netrválé (NM) alebo trvalé (M)** núdzové osvetlenie pre aplikácie s nebezpečím výbuchu:
 - SAFELUX, MULTISAFE: II 3GD EEx nR II T6
- spĺňa požiadavky európskej normy EN 60598-2-22
- konštrukcia:
 - hliníkové teleso
 - difúzer z tvrdeného skla

STANDARD ACCESSORIES


ŠTANDARDNÁ VÝBAVA

- 2pcs of bushing
- LEDs indicating presence of power supply
- TEST button
- 2ks prechodky
- signalizácia LED a TEST tlačítko

OPTIONS

PRÍPLATKY

- Self-adhesive labels
- Cable entry termination
- samolepiace piktogramy
- zaslepovacia zátka prechodky



NM/M

SAFELUX / MULTISAFE

EEx nR II T6

W	Type / Typ	Version	Light Source / žiarivka	% Emergency Factor	Battery / Akumulátor	Duration / autonómia	Order Code / obj.kód	Weight
9	SAFELUX 9W.2	NM	9W / 2G7 / 600 lm	27%	NI-CD 3,6V/2,5Ah	2h	13-B-00	4,6 kg
9	MULTISAFE 9W.2	NM/M	9W / 2G7 / 600 lm	27%	NI-CD 3,6V/2,5Ah	2h	13-B-01	4,9 kg

230V AC 24V AC/DC 110V DC 7-58W T5/T8 1-3h I IP20



DESCRIPTION

POPIS

- Emergency lighting units for maintained (M), non-maintained (NM) or centralised (C) emergency lighting application
- Converts existing fixtures to a quality emergency lights (the connections diagrams are available on electrical@sec.sk)
- Designed for whole range of the fluorescent tubes: **T5, T8 or even compact ones up to power 58W**
- Conforming to the requirement of EN 60598-2-22
- **elektronická jednotka trvalého núdzového osvetlenia MULTIHELP (M)** alebo centrálne napájaného núdzového osvetlenia (C) je určená pre montáž do svietidiel s **lineárnymi (T5, T8) alebo kompaktnými žiarivkami od výkonu 7W do 58W**
- možnosť výberu z dvoch rozmerových verzií elektroniky a dvoch rozmerových verzií batérií (pozri tab.)
- možnosť spojenia s klasickými magnetickými, ale aj elektronickými predradníkmi (schémy zapojenia si vyžiadajte na electrical@sec.sk)
- spĺňa požiadavky európskej normy EN 60598-2-22

STANDARD ACCESSORIES

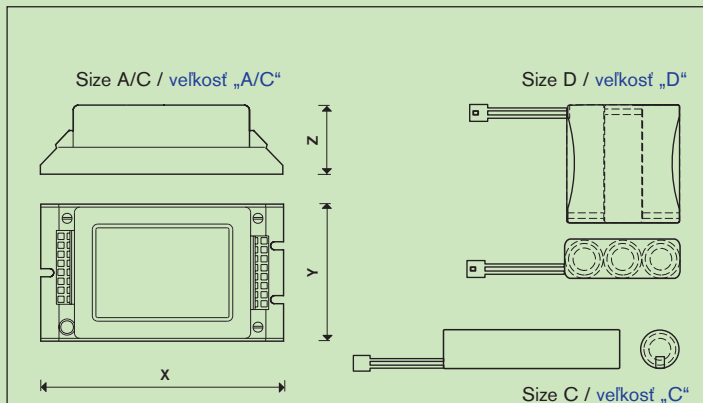
ŠTANDARDNÁ VÝBAVA

- NiCd or NiMh battery pack
- LEDs indicating presence of power supply
- TEST button
- NiCd alebo NiMh batériu
- signalizácia LED a TEST tlačítko

OPTIONS

PRIPLATKY

- 4-pin fluorescent tube socket + wiring
- päťica žiarivky s kabelážou podľa špecifikácie odberateľa



SIZES / ROZMERY					
In order please specify e.g.HELP-BC-4000 58W Velkosť uvedte pri objednávke napr: HELP-BC-4000 58W	Electronic (X x Y x Z mm)			Battery NiCD/NiMH	
	Size A velkosť A (mm)	Size B velkosť B (mm)	Size C velkosť C (mm)	Size D velkosť D (mm)	
MULTIHELP 1800	115x80x35	205x40x36	135x23x23	75x45x23	
MULTIHELP 2500	115x80x35	205x40x36	150x25x25	80x50x25	
MULTIHELP 4000	115x80x35	205x40x36	145x25x25	75x45x25	
MULTIHELP 7000	115x80x35	-	180x35x35	-	



MAINTAINED EMERGENCY LIGHTING UNIT (M) MULTIHELP

Fluorescent tube:		7W	7/8W	9W	11W	13/14W	18W	21/24W	26/28W	35/36W	54-58W
MULTIHELP 1800	% NK	32%	32%	27%	28%	27%	18%	-	-	-	-
	AUTONOM.	1 h	1 h	1 h	1 h	1 h	1 h	-	-	-	-
MULTIHELP 2500	% NK	32%	32%	27%	28%	-	-	17%	16%	14%	-
	AUTONOM.	2 h	2 h	2 h	2 h	-	-	1 h	1 h	1 h	-
MULTIHELP 4000	% NK	32%	32%	27%	28%	27%	18%	-	-	-	10%
	AUTONOM.	3 h	3 h	3 h	3 h	3 h	3 h	-	-	-	1 h
MULTIHELP 7000	% NK	-	-	-	-	-	-	17%	16%	14%	10%
	AUTONOM.	-	-	-	-	-	-	3h	3h	3h	2 h

% NK = Emergency mode % illumination

% NK = koeficient využitia svetelného výkonu zdroja v núdzovom režime

AUTONOM. = Duration

AUTONOM. = doba prevádzky svietidla v núdzovom režime

CENTRAL POWER SUPPLY MEGA

W	Type / Typ	Version	Light Source / žiarivka	% Emergency Factor	Power / Napájanie	Size / Rozmer	Order Code / obj.kód	Weight
8-11	A-MEGA Mini 8-11W	C	8-11W (G5, 2G7)	410lm-900lm	24V AC/DC	151x41x27 mm	08-B-106	0,2 kg
18-24	A-MEGA Mini 18-24W	C	18-24W (G13,2G11)	1200lm-1800lm	24V DC	151x41x27 mm	08-B-103	0,2 kg
36	A-MEGA 36W	C	36W (G13,2G11)	240 lm	24V DC	135x75x37 mm	08-B-35	0,3 kg
58	C-MEGA R MID 58W	C	58W (G13)	5200 lm	24V DC	260x50x35 mm	08-B-175	0,3 kg

* Alternative power supply is possible through arrangement / po dohode je možné aj iné napájacie napätie 12V DC, 48V DC, 110V DC, 230V AC/DC



ZigBee
Wireless Control
OPTION AVAILABLE

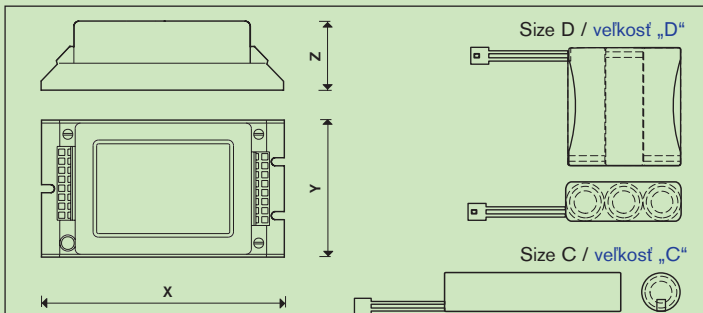


DESCRIPTION **POPIS**

- Units for maintained (M), non-maintained (NM) or centralised (C) emergency lighting based on **POWER LED 1-5x 3W**
- Converts existing fixtures to a quality emergency lights
- Conforming to the requirement of EN 60598-2-22
- **elektronická jednotka trvalého núdzového osvetlenia (M) HELP-LED** je určená pre montáž do svietidiel s využitím výkonných **LED diód 1-5x 3W**
- spĺňa požiadavky európskej normy EN 60598-2-22

STANDARD ACCESSORIES **ŠTANDARDNÁ VÝBAVA**

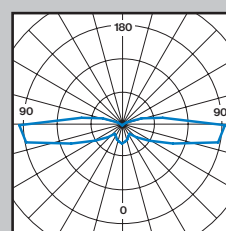
- NiCd or NiMh battery pack
- LEDs indicating presence of power supply + TEST button
- Power 3W LEDs on holder (the LED type must be specified in the order)
- Side emitting LED (SE)
- Sphere shape lighting distribution LED (SS)
- NiCd alebo NiMh batériu
- signalizácia LED a TEST tlačítko
- LED moduly (typ lediek musí byť uvedený v objednávke)
- „Side emitting „ LED (SE)
- LED s „gulovou“ charakteristikou (SS)



SIZES / ROZMERY

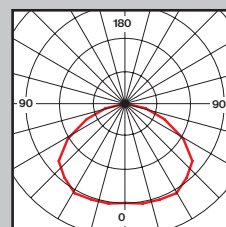
Type / Size (mm) Typ / Veľkosť (mm)	Electronic (X x Y x Z mm)			Battery NiCD/NiMH	
	Size A veľkosť A (mm)	Size B veľkosť B (mm)	Size C veľkosť C (mm)	Size D veľkosť D (mm)	
HELP-LED	-	112x55x29	200x18x18	67x50x18	
HELP-LED-AT	115x80x35	-	200x25x25	100x50x25	
HELP-LED-ATXL	115x80x35	-	200x25x25	100x50x25	
C.HELP-LED 3x3W	115x80x35	-	-	-	
C.HELP-LED 5x3W	115x80x35	-	-	-	

SE / SS LED VERSIONS **SE / SS LED VERZIE**



Side Emitting (**SE**) version is suitable for pictogram illumination or for applications equipped with special shaped reflector behind the LED.

Side Emitting (**SE**) verzia je vhodná pre podsvietenie piktogramov alebo pre aplikácie so špeciálne tvarovaným reflektorom pre usmernenie svetelného toku.



Sphere Shaped (**SS**) version lighting distribution curve version is suitable for non-pictogram emergency lighting application.

Sphere shaped (**SS**) verzia je vhodná pre priame núdzové osvetlenie (bez piktogramov).

NM/M **HELP-LED**

W	Type / Typ	Version	Light Source / LED	Light Output	Battery / Akumulátor	Duration / autonómia	Order Code / obj.kód	Weight
3x3W	HELP-LED.1 3x3W	SE	LED 3x3W / 120 lm	120 lm	NI-MH 4,8V/2,1Ah	1h	188-B-01	0,3 kg
3x3W	HELP-LED.1 3x3W	SS	LED 3x3W / 120 lm	120 lm	NI-MH 4,8V/2,1Ah	1h	188-B-02	0,3 kg

AUTOTEST **HELP-LED-AT**

W	Type / Typ	Version	Light Source / LED	% Emergency Factor	Battery / Akumulátor	Duration / autonómia	Order Code / obj.kód	Weight
5x3W	HELP-LED-AT.1 5x3W	SE	LED 5x3W / 240 lm	240 lm	NI-MH 4,8V/4,0Ah	1h	188-B-20	0,4 kg
5x3W	HELP-LED-AT.1 5x3W	SS	LED 5x3W / 240 lm	240 lm	NI-MH 4,8V/4,0Ah	1h	188-B-21	0,4 kg

CENTRALTEST ELMAX-LOOK **HELP-LED-ATXL**

W	Type / Typ	Version	Light Source / LED	% Emergency Factor	Battery / Akumulátor	Duration / autonómia	Order Code / obj.kód	Weight
5x3W	HELP-LED-ATXL.1 5x3W	SE	LED 5x3W / 240 lm	240 lm	NI-MH 4,8V/4,0Ah	1h	188-B-22	0,4 kg
5x3W	HELP-LED-ATXL.1 5x3W	SS	LED 5x3W / 240 lm	240 lm	NI-MH 4,8V/4,0Ah	1h	188-B-230	0,4 kg

CENTRAL POWER SUPPLY **C.HELP-LED**

W	Type / Typ	Version	Light Source / LED	% Emergency Factor	Power / Napájanie	Duration / autonómia	Order Code / obj.kód	Weight
3x3W	C.HELP-LED 3x3W /230V	SE	LED 3x3W / 120 lm	120 lm	230V AC/DC	-	188-B-07	0,2 kg
3x3W	C.HELP-LED 3x3W /230V	SS	LED 3x3W / 120 lm	120 lm	230V AC/DC	-	188-B-08	0,2 kg
5x3W	C.HELP-LED 5x3W /230V	SE	LED 5x3W / 240 lm	240 lm	230V AC/DC	-	188-B-09	0,2 kg
5x3W	C.HELP-LED 5x3W /230V	SS	LED 5x3W / 240 lm	240 lm	230V AC/DC	-	188-B-10	0,2 kg

Are you one of the many who have received something else than they ordered?

Aj vám sa už niekedy stalo, že Vám dodali niečo iné ako ste si povôdne objednali?

In order to avoid and minimise the possibility of wrong delivery, it is necessary to follow few rules when ordering SEC lighting fixtures.

Aby ste sa tomu vyhli a znížili možnosť zlej dodávky na minimum, je potrebné aby ste pri zasielaní objednávok na svietidlá SEC dodržiavali niekoľko pravidiel.

Be aware of what is included in the standard delivery and what is extra (options), including the colour of the surface finish and pictograms.

Vždy si všimajte, čo je v štandardnej dodávke a čo je za príplatok, vrátane farebnej povrchovej úpravy a piktogramov.

FLATLUX-P / MULTIFLAT-P

230V AC, 50/60Hz, BW, 11W, 1-3h, I, IP20, ECO, AUTO TEST, DIMMER TEST, CE, ZigBee, AUTOTEST

DESCRIPTION

- Recessed mounting non-maintained (NM), maintained (M) or centralized (C) emergency lighting available also in all:
- AUTOTEST version (MULTIFLAT-AT).
- CENTRALTEST version for system ELMAX LOOK (MULTIFLAT-ATXL) (see also SEC-ELMAX LOOK + ELMAX ZigBee on pages 102-105)
- Conforming to the requirement of EN 60598-2-22

Design:

- Metal body with PE powder coat finish RAL9003
- Diffuser made of PMMA
- Designed for recessed mounting to ceiling or suspended (NM, trvalé (M) alebo centrálny (C) núdzové osvetlenie, aj s funkciami:
- svietidlo pre zapustenú montáž do stropu pre netrvalé (NM), trvalé (M) alebo centrálny (C) núdzové osvetlenie, aj s funkciami:
- AUTOTEST verzia (MULTIFLAT-AT).
- CENTRALTEST verzia pre systém ELMAX LOOK (MULTIFLAT-ATXL) (pozri systémy ELMAX LOOK + ELMAX ZigBee na str. 102-105)
- spĺňa požiadavky európskeho normy EN 60598-2-22
- kľúčové slová: ELMAX LOOK + ELMAX ZigBee (biela)
- lakovaný oceľ v RAL9003 (biela)
- PMMA difúzor

STANDARD ACCESSORIES

- LEDs indicating both presence of power supply and signaling features
- TEST button
- signalizácia LED a TEST tlačidlo

OPTIONS

- Rectangular shaped plexi with pictogram (its type must be specified in the order under the code)
- závesná plexi s piktogramom (používajte objednávacie kódy pre plexi)

Optional Doublesided Plexi / Príplatkové obojstranné závesné plexi:

- Viewing Distance 27m
- rozmerateľnosť piktogramu 27m

Version	Light Source / Žiarivka	% Emergency Factor	Battery / Akumulátor	Duration / autonómia	Order Code / Objedn. kód	Weight
FLATLUX-P BW1	NM BW / G5 / 410 lm	32%	NiMH 3.6V/1.8Ah	1h	139-B-30	2,0 kg
FLATLUX-P BW2	NM BW / G5 / 410 lm	32%	NiMH 3.6V/1.8Ah	3h	139-B-31	2,1 kg
FLATLUX-P 11W1	NM 11W / 2G7 / 900 lm	29%	NiCD 3.6V/1.8Ah	1h	139-B-34	2,1 kg
FLATLUX-P 11W3	NM 11W / 2G7 / 900 lm	29%	NiMH 3.6V/1.8Ah	1h	139-B-35	2,2 kg
MULTIFLAT-P BW1	NM/M BW / G5 / 410 lm	32%	NiMH 3.6V/1.8Ah	3h	139-B-38	2,2 kg
MULTIFLAT-P BW2	NM/M BW / G5 / 410 lm	32%	NiMH 3.6V/1.8Ah	3h	139-B-39	2,3 kg
MULTIFLAT-P 11W1	NM/M 11W / 2G7 / 900 lm	29%	NiMH 3.6V/1.8Ah	3h	139-B-42	2,3 kg
MULTIFLAT-P 11W3	NM/M 11W / 2G7 / 900 lm	29%	NiMH 3.6V/1.8Ah	3h	139-B-43	2,5 kg

MULTIFLAT-AT-P

Version	Light Source / Žiarivka	% Emergency Factor	Battery / Akumulátor	Duration / autonómia	Order Code / Objedn. kód	Weight
MULTIFLAT-P-AT BW1	NM/M BW / G5 / 410 lm	50%	NiMH 4.8V/2.1Ah	1h	139-B-04	2,0 kg
MULTIFLAT-P-AT BW2	NM/M BW / G5 / 410 lm	50%	NiMH 4.8V/2.1Ah	1h	139-B-05	2,1 kg
MULTIFLAT-P-AT 11W1	NM/M 11W / 2G7 / 900 lm	50%	NiMH 4.8V/2.1Ah	1h	139-B-06	2,1 kg
MULTIFLAT-P-AT 11W3	NM/M 11W / 2G7 / 900 lm	50%	NiMH 4.8V/2.1Ah	1h	139-B-07	2,3 kg

If the required version differs from the standard one (colour, size, electronic equipment, etc.), do not use the standard order codes. It is necessary to verify whether the desired product is possible to order. Then when ordering, please give a detailed description of the product.

Ak sa vaša požiadavka líši od štandardného prevedenia (farba/ veľkosť/ elektronická výbava,...), nikdy nepoužívajte objednávaci kód štandardnej verzie, ale najskôr si overte, či je možné dodať výrobok podľa vašich predstáv a potom slovným, čo najvštrižnejším popisom výrobok objednať.

First, select the desired version: Do you need a maintained or non-maintained emergency lighting fixture or ...? Do you need an AUTOTEST function...? Autonomy duration?... etc.

Vyberte si najskôr tú správnu verziu: potrebujete svietidlo pre trvalé alebo netrvalé núdzové osvetlenie alebo...? Potrebujete AUTOTEST alebo...? Aká ma byť doba autonómnosti?

Once you select the desired version, note down its order code! The standard version must always be ordered under its code!

Ak ste si vybrali tú správnu verziu, poznamenajte si jej objednávaci kód! Ak sa jedna o štandardné prevedenie, vždy objednávajte len podľa kódu!

The order must always contain:

- Buyer's identification data and the delivery address
- Lighting fixture order code (For the non-standard versions, a detailed description of the change is needed, if approved by SEC beforehand)
- Quantity
- Price quotation number (if given before)
- Options (if required)

Completed orders should be sent to sales@sec.sk

We cannot guarantee the processing of the order if the order does not include the necessary information or is sent to a different SEC e-mail address. The claims arising from incorrect ordering won't be accepted.

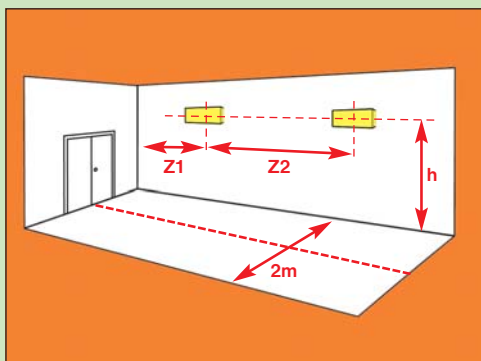
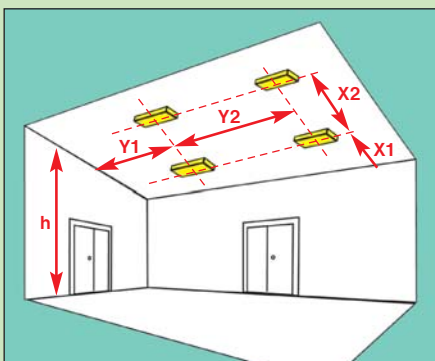

Vaša objednávka musí vždy obsahovať :

- identifikáciu kupujúceho a dodaciú adresu
- objednávaci kód svietidla (pri neštandardných verziách slovný detailný popis zmeny ak bola predtým schválená SEC) a počet kusov/položka
- číslo cenovej ponuky, ak bola predtým vypracovaná
- príplatkové položky ak požadujete

Takto vyplnenú objednávku pošlite na sales@sec.sk

Ak nebude objednávka obsahovať tieto informácie alebo bude zaslaná zaslaná na iný email firmy SEC, nezaručujeme, že bude spracovaná a prípadné reklamácie z toho vyplývajúce nebudeme akceptovať.

**1lx emergency lighting level informative charts for emergency lighting fixtures spacing...
 Informatívne tabuľky rozmiestnenia núdzových svietidiel pre dosiahnutie osvetlenia 1lx:**



MULTIEVO-LED-AT					
h (m)	X1	X2	Y1	Y2	
2,75	4,6	10,5	3,1	8,2	
3,00	4,5	10,7	3,1	8,5	
3,50	3,5	11,7	3,0	8,8	
4,00	2,5	12,0	2,6	8,8	

MULTIEVO-AT 8W					
h (m)	X1	X2	Y1	Y2	
2,75	4,8	12,5	2,3	6,4	
3,00	4,8	12,7	2,4	6,5	
3,50	4,8	13,2	2,2	6,6	
4,00	4,8	13,1	2,0	6,5	

EVOLUX 8W					
h (m)	X1	X2	Y1	Y2	
2,75	3,7	10,2	1,7	5,1	
3,00	3,7	10,2	1,6	5,1	
3,50	3,2	10,3	1,2	5,1	
4,00	-	-	-	-	



C.EVOLUX 8W					
h (m)	X1	X2	Y1	Y2	
2,75	6,4	16,1	3,2	7,9	
3,00	6,5	16,6	3,2	8,1	
3,50	6,7	17,8	3,3	8,6	
4,00	6,8	18,0	3,3	9,1	

C.EVOLUX LED					
h (m)	X1	X2	Y1	Y2	
2,75	4,5	10,6	2,9	8,1	
3,00	4,5	10,6	2,7	7,9	
3,50	3,4	11,8	2,4	7,7	
4,00	2,6	12,0	2,2	7,6	

MULTIEVO-AT 8W					
h (m)	Z1	Z2	-	-	
2,50	2,8	7,2	-	-	
3,00	2,8	7,6	-	-	
3,50	2,7	7,7	-	-	
-	-	-	-	-	

**EVOLUX 8W
 MULTIEVO-AT 8W
 C.EVOLUX 8W
 MULTIEVO-LED-AT
 C.EVOLUX-LED**

MULTIEVO-LED-AT					
h (m)	Z1	Z2	-	-	
2,50	3,5	9,0	-	-	
3,00	3,6	9,4	-	-	
3,50	3,5	9,6	-	-	
-	-	-	-	-	

C.EVOLUX 8W LED version					
h (m)	Z1	Z2	Z1	Z2	
2,50	3,7	9,7	3,6	8,6	
3,00	3,9	9,8	3,4	8,8	
3,50	4,0	10,0	4,4	9,4	
-	-	-	-	-	

EVOLUX 8W					
h (m)	Z1	Z2	-	-	
2,50	2,5	6,2	-	-	
3,00	2,4	6,5	-	-	
3,50	2,3	6,5	-	-	
-	-	-	-	-	



TMTLUX 8W / MULTILUX 8W					
h (m)	X1	X2	Y1	Y2	
2,75	2,6	7,5	2,3	6,5	
3,00	2,6	7,5	2,5	6,4	
3,50	2,4	7,5	2,2	6,6	
4,00	2,1	7,4	1,9	6,4	

TMTLUX 11W / MULTILUX 11W					
h (m)	X1	X2	Y1	Y2	
2,75	3,7	9,5	3,3	8,4	
3,00	3,7	9,8	3,3	8,6	
3,50	3,7	10,1	3,4	8,9	
4,00	3,7	10,5	3,3	9,3	

**TMTLUX 8W
 TMTLUX 11W
 MULTILUX 8W
 MULTILUX 11W**

TMTLUX 8W / MULTILUX 8W					
h (m)	Z1	Z2	-	-	
2,50	2,0	5,6	-	-	
3,00	1,8	5,6	-	-	
3,50	1,4	5,5	-	-	
-	-	-	-	-	

TMTLUX 11W / MULTILUX 11W					
h (m)	Z1	Z2	-	-	
2,75	2,6	6,9	-	-	
3,00	2,5	7,1	-	-	
3,50	2,4	7,0	-	-	
-	-	-	-	-	



1lx emergency lighting level informative charts for emergency lighting fixtures spacing... Informatívne tabuľky rozmiestnenia núdzových svietidiel pre dosiahnutie osvetlenia 1lx:



**PROFILUX 11W
 MULTIPROFI 11W
 MULTIPROFI-AT 8W
 MULTIPROFI-AT 11W
 C.PROFILUX 11W**

PROFILUX 11W/MULTIPROFI 11W					
h (m)	X1	X2	Y1	Y2	
2,75	4,1	10,7	2,3	6,5	
3,00	4,2	11,3	2,2	6,5	
3,50	4,2	12,1	2,0	6,5	
4,00	4,3	12,2	1,7	6,4	

MULTIPROFI-AT 8W					
h (m)	X1	X2	Y1	Y2	
2,75	3,9	10,0	2,0	6,0	
3,00	3,9	10,5	1,9	6,0	
3,50	3,8	10,8	1,6	5,9	
4,00	3,3	10,9	1,1	5,8	

MULTIPROFI-AT 11W					
h (m)	X1	X2	Y1	Y2	
2,75	4,7	11,4	2,7	7,0	
3,00	4,8	12,0	2,6	7,2	
3,50	4,9	12,8	2,5	7,4	
4,00	5,0	13,6	2,4	7,4	

C.PROFILUX 11W					
h (m)	X1	X2	Y1	Y2	
2,75	6,2	14,5	4,7	11,6	
3,00	6,5	15,4	4,1	10,0	
3,50	6,8	16,4	4,3	10,8	
4,00	7,2	17,8	4,5	11,4	

PROFILUX 11W/MULTIPROFI 11W					
h (m)	Z1	Z2	-	-	
2,50	1,9	5,4	-	-	
3,00	1,7	5,3	-	-	
3,50	1,5	5,2	-	-	
-	-	-	-	-	

MULTIPROFI-AT 8W					
h (m)	Z1	Z2	-	-	
2,50	1,7	4,9	-	-	
3,00	1,4	4,8	-	-	
3,50	0,8	4,4	-	-	
-	-	-	-	-	

C.PROFILUX 11W					
h (m)	Z1	Z2	-	-	
2,50	3,3	8,8	-	-	
3,00	3,4	8,6	-	-	
3,50	3,4	8,5	-	-	
-	-	-	-	-	

MULTIPROFI-AT 11W					
h (m)	Z1	Z2	-	-	
2,50	2,2	6,0	-	-	
3,00	2,1	6,0	-	-	
3,50	1,9	5,9	-	-	
-	-	-	-	-	



**NOVALUX 8W
 MULTINOVA 8W
 MULTINOVA-AT 8W**

MULTINOVA-AT 8W					
h (m)	X1	X2	Y1	Y2	
2,75	3,5	9,4	2,8	7,1	
3,00	3,5	9,6	2,8	7,3	
3,50	3,6	9,9	2,8	7,6	
4,00	3,4	9,9	2,7	7,8	

NOVALUX 8W / MULTINOVA 8W					
h (m)	X1	X2	Y1	Y2	
2,75	2,8	7,6	2,2	6,0	
3,00	2,7	7,7	2,1	6,0	
3,50	2,5	7,7	2,0	6,2	
4,00	2,1	7,6	1,7	6,0	

MULTINOVA-AT LED					
h (m)	X1	X2	Y1	Y2	
2,75	3,2	8,5	2,8	8,6	
3,00	3,0	7,9	2,5	8,2	
3,50	2,7	7,7	1,7	7,0	
4,00	1,7	7,5	1,5	6,0	

C.NOVALUX 8W					
h (m)	X1	X2	Y1	Y2	
2,75	4,9	12,6	3,6	8,8	
3,00	4,9	12,9	3,7	9,1	
3,50	4,9	13,3	3,8	9,6	
4,00	4,9	13,6	4,0	10,1	

MULTINOVA-AT 8W					
h (m)	Z1	Z2	-	-	
2,50	2,6	6,9	-	-	
3,00	2,5	7,1	-	-	
3,50	2,4	7,2	-	-	
-	-	-	-	-	

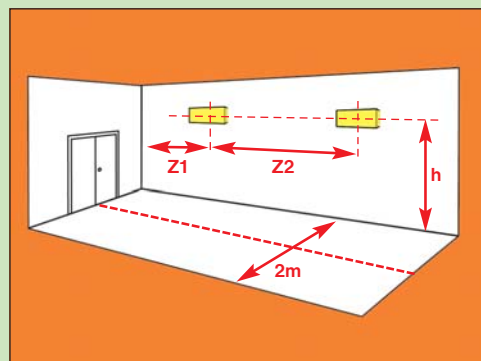
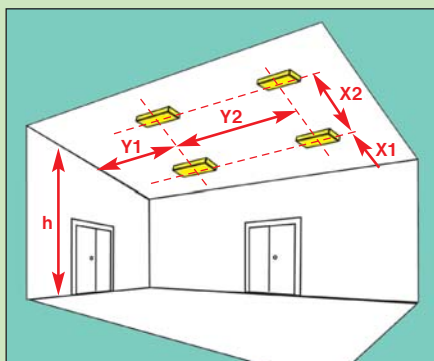

C.NOVALUX 8W					
h (m)	Z1	Z2	-	-	
2,50	3,3	8,3	-	-	
3,00	3,4	8,8	-	-	
3,50	3,5	9,2	-	-	
-	-	-	-	-	



NOVALUX 8W / MULTINOVA 8W					
h (m)	Z1	Z2	-	-	
2,50	1,8	5,3	-	-	
3,00	1,6	5,3	-	-	
3,50	1,2	5,2	-	-	
-	-	-	-	-	

MULTINOVA-AT LED					
h (m)	Z1	Z2	-	-	
2,50	4,3	10,4	-	-	
3,00	4,4	10,6	-	-	
3,50	4,5	11,8	-	-	
-	-	-	-	-	

**1lx emergency lighting level informative charts for emergency lighting fixtures spacing...
 Informatívne tabuľky rozmiestnenia núdzových svietidiel pre dosiahnutie osvetlenia 1lx:**



**NORMALUX 11W
 MULTINORMA-AT 8W
 MULTINORMA-AT LED
 C.NORMALUX 11W
 C.NORMALUX-LED**

MULTINORMA-LED-AT					
h (m)	X1	X2	Y1	Y2	
2,75	2,6	7,0	3,0	9,0	
3,00	2,1	7,0	2,8	9,0	
3,50	1,7	7,0	1,8	8,9	
4,00	1,0	6,8	1,0	8,7	

MULTINORMA-AT 8W					
h (m)	X1	X2	Y1	Y2	
2,75	3,5	9,5	2,7	8,0	
3,00	3,5	9,5	2,7	7,7	
3,50	3,4	9,3	2,6	7,4	
4,00	3,0	9,0	2,5	7,3	

NORMALUX/MULTINORMA 11W					
h (m)	X1	X2	Y1	Y2	
2,75	3,4	9,2	3,0	8,6	
3,00	3,4	9,2	3,0	8,4	
3,50	3,4	9,1	3,1	8,0	
4,00	3,3	9,0	2,9	7,9	

C.NORMALUX 5x3W LED					
h (m)	X1	X2	Y1	Y2	
2,75	2,6	6,9	3,1	9,0	
3,00	2,0	6,9	2,8	9,0	
3,50	1,6	6,7	1,8	8,8	
4,00	1,0	6,2	1,1	7,9	

C.NORMALUX 11W					
h (m)	X1	X2	Y1	Y2	
2,75	6,0	16,6	5,1	13,0	
3,00	6,0	16,5	5,0	12,6	
3,50	5,8	16,2	4,7	11,4	
4,00	5,8	15,8	4,5	11,2	

MULTINORMA-LED-AT					
h (m)	Z1	Z2	-	-	
2,50	2,6	8,0	-	-	
3,00	2,5	7,6	-	-	
3,50	2,3	7,5	-	-	
4,00	2,0	7,4	-	-	

MULTINORMA-AT 8W					
h (m)	Z1	Z2	-	-	
2,50	2,9	7,9	-	-	
3,00	2,9	8,3	-	-	
3,50	2,9	8,5	-	-	
-	-	-	-	-	

NORMALUX/MULTINORMA 11W					
h (m)	Z1	Z2	-	-	
2,50	3,0	8,6	-	-	
3,00	3,1	8,6	-	-	
3,50	3,0	8,2	-	-	
-	-	-	-	-	

C.NORMALUX 11W LED 5x3W					
h (m)	Z1	Z2	Z1	Z2	
2,50	5,0	13,0	2,6	8,0	
3,00	4,9	12,6	2,5	7,6	
3,50	4,7	12,2	2,3	7,5	
-	-	-	-	-	



**PICTORLUX 8W
 MULTIPICTOR 8W
 MULTIPICTOR-AT 8W
 MULTIPICTOR-AT LED**

MULTIPICTOR-AT 8W					
h (m)	X1	X2	Y1	Y2	
2,75	4,3	12,0	3,6	9,0	
3,00	4,4	12,1	3,8	9,4	
3,50	4,6	12,6	4,0	10,0	
4,00	4,6	12,5	3,9	10,0	

MULTIPICTOR-LED-AT					
h (m)	X1	X2	Y1	Y2	
2,75	3,0	8,4	3,5	9,8	
3,00	3,0	8,5	3,4	9,9	
3,50	3,1	8,6	3,4	10,0	
4,00	2,8	8,6	3,2	10,1	

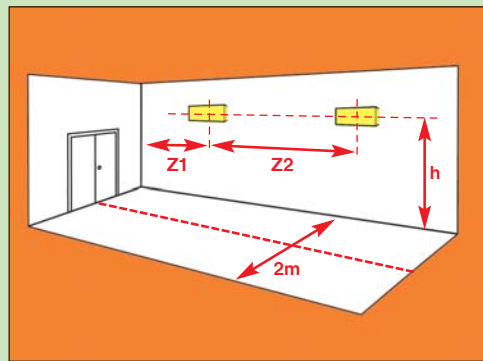
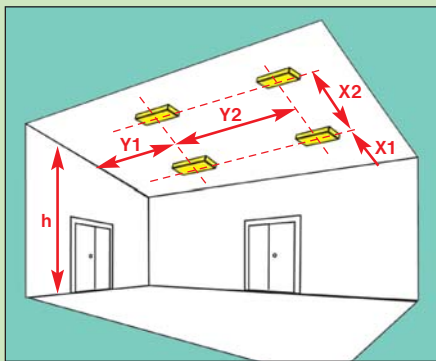
PICTORLUX / MULTIPICTOR 8W					
h (m)	X1	X2	Y1	Y2	
2,75	2,4	7,3	2,2	6,2	
3,00	2,5	7,4	2,2	6,4	
3,50	2,3	7,4	2,1	6,4	
4,00	2,0	7,3	1,8	6,3	

MULTIPICTOR-AT 8W					
h (m)	Z1	Z2	-	-	
2,50	2,6	6,9	-	-	
3,00	2,5	7,1	-	-	
3,50	2,1	6,0	-	-	
-	-	-	-	-	

MULTIPICTOR-LED-AT					
h (m)	Z1	Z2	-	-	
2,50	3,2	8,5	-	-	
3,00	3,0	8,6	-	-	
3,50	2,9	8,8	-	-	
-	-	-	-	-	

PICTORLUX / MULTIPICTOR 8W					
h (m)	Z1	Z2	-	-	
2,50	1,5	6,0	-	-	
3,00	1,4	5,8	-	-	
3,50	1,0	5,5	-	-	
-	-	-	-	-	

1lx emergency lighting level informative charts for emergency lighting fixtures spacing... Informatívne tabuľky rozmiestnenia núdzových svietidiel pre dosiahnutie osvetlenia 1lx:



Multiled-spot-A/C.Ledlux-spot-A				
h (m)	X1	X2	Y1	Y2
2,50	6,1	14,0	-	-
2,75	6,4	14,7	-	-
3,00	7,0	16,2	-	-
4,00	7,6	17,4	-	-

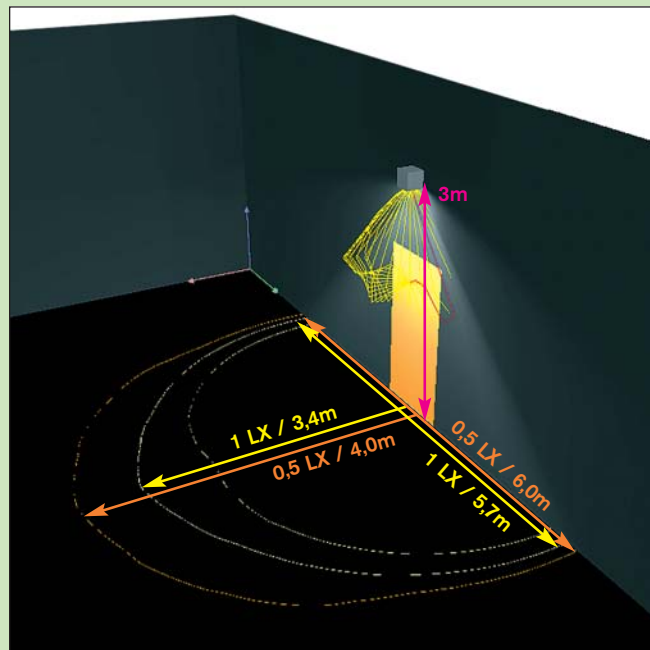
Multiled-spot-B/C.Ledlux-spot-B				
h (m)	X1	X2	Y1	Y2
2,50	4,9	11,2	-	-
3,00	5,2	11,6	-	-
3,50	5,7	13,0	-	-
4,00	6,3	14,1	-	-

Multiled-SPOT 2x3W
C.LEDLUX-SPOT 2x3W

Suitable for corridor applications / Vhodné pre aplikácie na koridoroch



MULTIEXIT-AT
C.EXITLUX

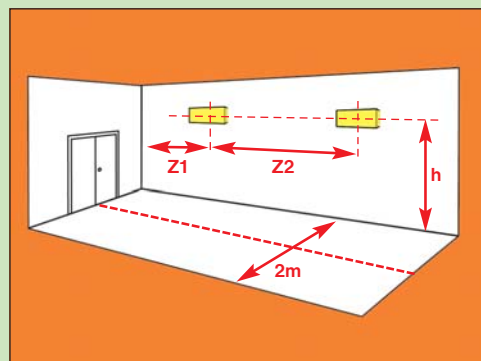
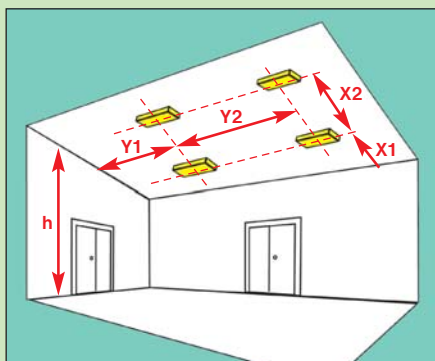



MULTIEXIT-AT / C.EXITLUX

- 2LX + 1LX + 0,5LX Isoluxes (Mounting height 3m):
- 2LX curve from the door 2,5m to the front
- 1LX curve from the door 3,4m to the front
- 0,5LX curve from the door 4,0m to the front
- 2LX curve from the door 5,3m to the side
- 1LX curve from the door 5,7m to the side
- 0,5LX curve from the door 6,0m to the front



**1lx emergency lighting level informative charts for emergency lighting fixtures spacing...
 Informatívne tabuľky rozmiestnenia núdzových svietidiel pre dosiahnutie osvetlenia 1lx:**



MULTIPRIMA-AT 8W				
h (m)	X1	X2	Y1	Y2
2,75	3,7	9,7	3,2	7,8
3,00	3,7	9,9	3,2	8,0
3,50	3,7	10,3	3,3	8,6
4,00	3,7	10,5	3,3	9,0

PRIMALUX / MULTIPRIMA 11W				
h (m)	X1	X2	Y1	Y2
2,75	3,5	9,3	3,1	7,6
3,00	3,5	9,5	3,1	7,9
3,50	3,5	9,9	3,2	8,3
4,00	3,4	10,1	3,1	8,6



**MULTIPRIMA-AT 8W
 PRIMALUX 11W
 MULTIPRIMA 11W**

MULTIPRIMA-AT 8W				
h (m)	Z1	Z2	-	-
2,50	2,0	5,3	-	-
3,00	1,8	5,2	-	-
3,50	1,2	4,9	-	-
-	-	-	-	-

PRIMALUX / MULTIPRIMA 11W				
h (m)	Z1	Z2	-	-
2,50	1,9	5,1	-	-
3,00	1,6	4,9	-	-
3,50	1,0	4,6	-	-
-	-	-	-	-



C.FLATLUX 8W				
h (m)	X1	X2	Y1	Y2
2,75	3,6	9,2	3,2	8,0
3,00	3,7	9,6	3,2	8,2
3,50	3,8	10,0	3,3	8,4
4,00	3,8	10,4	3,3	8,8

C.FLATLUX 11W				
h (m)	X1	X2	Y1	Y2
2,75	4,5	12,0	4,0	11,0
3,00	4,7	12,8	4,1	11,1
3,50	5,0	13,2	4,2	11,1
4,00	5,3	13,6	4,6	11,8

MULTIFLAT-AT 8W				
h (m)	X1	X2	Y1	Y2
2,75	2,7	7,2	2,4	6,4
3,00	2,6	7,4	2,3	6,4
3,50	2,5	7,4	2,2	6,4
4,00	2,3	7,4	2,1	6,4

**MULTIFLAT-AT 8W
 MULTIFLAT-AT 11W
 C.FLATLUX 8W
 C.FLATLUX 11W**

MULTIFLAT-AT 11W				
h (m)	X1	X2	Y1	Y2
2,75	3,6	9,2	3,2	8,0
3,00	3,8	9,8	3,3	8,4
3,50	4,0	10,4	3,5	8,8
4,00	4,0	10,8	3,4	9,0



C.PLAINLUX 8W				
h (m)	Z1	Z2	-	-
2,50	3,0	7,6	-	-
3,00	3,0	8,0	-	-
3,50	2,9	8,0	-	-
-	-	-	-	-

MULTIPLAIN-AT 8W				
h (m)	Z2	Z2	-	-
2,50	2,2	6,0	-	-
3,00	2,1	6,0	-	-
3,50	1,9	5,8	-	-
-	-	-	-	-

**MULTIPLAIN-AT 8W
 C.PLAINLUX 8W**

1lx emergency lighting level informative charts for emergency lighting fixtures spacing... Informatívne tabuľky rozmiestnenia núdzových svietidiel pre dosiahnutie osvetlenia 1lx:



MULTISETRO-AT 8W				
h (m)	X1	X2	Y1	Y2
2,75	2,9	8,0	2,6	7,1
3,00	2,8	8,2	2,6	7,2
3,50	2,7	8,2	2,5	7,4
4,00	2,5	8,2	2,4	7,4

MULTISETRO-AT 11W				
h (m)	X1	X2	Y1	Y2
2,75	3,4	9,5	3,1	8,0
3,00	3,4	9,6	3,1	8,2
3,50	3,4	9,6	3,1	8,4
4,00	3,3	9,7	3,0	8,6

SETRO 8W / MULTISETRO 8W				
h (m)	X1	X2	Y1	Y2
2,75	2,1	6,4	2,0	5,3
3,00	2,0	6,4	1,9	5,8
3,50	1,7	6,2	1,6	5,7
4,00	1,2	5,8	1,2	5,5

SETRO 8W
SETRO 11W
MULTISETRO 8W
MULTISETRO-AT 8W
MULTISETRO-AT 11W

SETRO 11W				
h (m)	X1	X2	Y1	Y2
2,75	2,7	7,8	2,5	6,8
3,00	2,7	7,8	2,5	6,8
3,50	2,5	7,8	2,4	7,0
4,00	2,3	7,7	2,2	7,0

MULTISETRO-AT 8W				
h (m)	Z1	Z2	-	-
2,50	2,5	7,1	-	-
3,00	2,6	7,3	-	-
3,50	2,5	7,4	-	-
-	-	-	-	-

MULTISETRO-AT 11W				
h (m)	Z1	Z2	-	-
2,50	3,0	8,0	-	-
3,00	3,0	8,3	-	-
3,50	3,0	8,5	-	-
-	-	-	-	-

SETRO 8W / MULTISETRO 8W				
h (m)	Z1	Z2	-	-
2,50	1,7	5,6	-	-
3,00	1,5	5,7	-	-
3,50	1,3	5,5	-	-
-	-	-	-	-

SETRO 11W				
h (m)	Z1	Z2	-	-
2,50	2,4	6,7	-	-
3,00	2,4	6,9	-	-
3,50	2,3	7,0	-	-
-	-	-	-	-



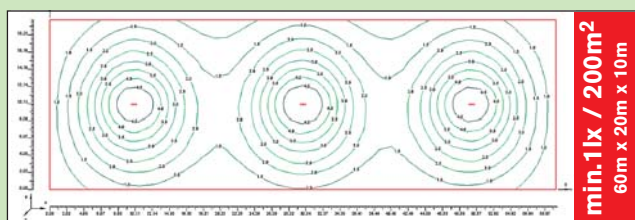
PERUN-X 36W.1				
h (m)	X1	X2	Y1	Y2
6,0	10,4	29,0	7,4	19,0
8,0	11,3	30,2	8,7	22,4
10,0	12,6	31,0	9,2	24,0
12,0	12,0	32,3	9,2	25,0

PERUN 36W / MULTIPERUN 2x36W				
h (m)	X1	X2	Y1	Y2
3,00	4,4	12,6	4,2	11,0
4,00	4,4	12,5	4,0	11,0
5,00	3,9	12,4	3,5	10,5
5,50	3,8	12,3	3,4	10,3

MULTIPERUN 2x58W				
h (m)	X1	X2	Y1	Y2
3,00	4,8	13,2	4,4	11,6
4,00	4,7	13,0	4,3	11,5
5,00	4,4	13,0	3,9	11,4
5,50	4,1	12,9	3,5	10,9

PERUN
MULTIPERUN
C.PERUN

C.PERUN 2x36W				
h (m)	X1	X2	Y1	Y2
3,00	11,3	30,2	9,6	20,0
4,00	13,0	34,0	9,7	22,1
5,00	14,1	38,0	9,8	26,0
5,50	14,5	38,5	10,0	26,9



Hala 60x20m osvetlená len 3ks svietidiel PERUN-X 36W.1 z výšky 10m na 1lx.



POWERLUX 36W/ROTALUX 36W				
h (m)	X1	X2	Y1	Y2
8,0	11,6	28,0	10,8	28,4
10,0	12,7	30,0	12,4	30,3
12,0	13,5	33,0	13,3	32,5
14,0	13,8	35,8	13,5	34,8

POWERLUX 36W.1
C.POWERLUX 36W
ROTALUX 36W.1
C.ROTALUX 36W

