

**TRACK YOUR ENERGY LOSSES INSTANTLY!**

**DiaCAM**  
Thermal camera







Large LCD screen

**IP 54**

Removable handle

- Overlaying of real and infrared images with the Merge function
- Visual and audible alarms
- Automatic detection of Max / Min temperature spots
- Storage on SD card
- Voice annotation

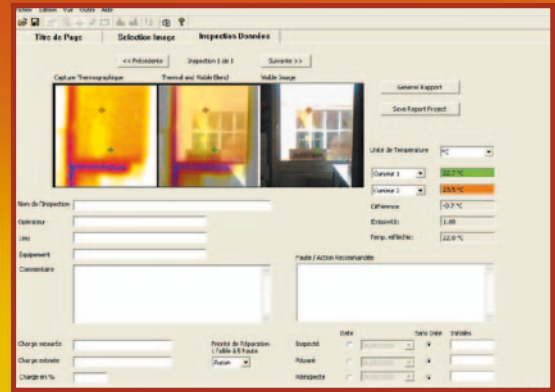
Choose the merge ratio of the real/infrared images to suit your needs:



## DiaCam report: from infrared analysis to automatic report creation!

The DiaCam report software offers two operating modes:

- Image analysis mode  
Retouching of the image (parameter correction, comments, etc.)  
Analysis of the infrared image (addition of measurement tools)  
Export into Excel (recovery of the points in a table)
- Report creation mode  
Production of a comprehensive report including a cover page for customizing the inspection, a table of contents to list the operations, image analysis pages with comments, inspection summary.  
The report is generated automatically!



Detector Specifications	
Frame resolution / frequency	47 x 47 / 8 Hz
Performance	
NETD at 30 °C	0.3 °C
Field of view	20° x 20°
Min focusing distance	0.5 m
Image	
Screen	Multi-palette 3.5" colour LCD
Image function	Real / IR / mixed image Merge function (25 %, 50 % or 75 %)
Measurement / Analysis	
Temperature range	-10 °C to +350 °C
Accuracy	+2 °C or +2 %
Cursor	2 movable cursors
Temperature search	Automatic search for the hottest or coldest temperature in the whole image
Isotherm	Single-colour display of a parameterizable temperature interval
Alarm	Audible and visual indication of Max. or Min. value overrun
Temperature profile	Temperature trend according to X and Y axis

Measurement / Analysis	
Adjustment	The level and scale can be adjusted automatically or manually
Correction	Emissivity adjustable from 0.1 to 1 with reference table included; reflected temperature
Annotation	Text and voice comments on the camera
Software	
DiaCam report	Infrared image analysis Generation and printing of analysis reports
Laser	
Wavelength	1 mW, 635 nm (red), Class II
Systems	
Configuration	Time, date, units, languages
Power supply	Lithium-ion battery
Battery life	Approximately 6 hours
Storage	1000 images on SD card
Other specifications	
Operating / storage temperature	-5 °C to +45 °C -20 °C to +60 °C
Relative humidity	10 to 90 % (IP54)
Interface	USB
Dimensions	130 x 95 x 90 mm
Weight	< 700 g

**To order:**  
DiaCam C.A 1879 ..... P01651250

*The cameras are delivered in a case with 1 handle, 1 mains adapter for charging, 1 USB cable, 1 operating manual, software on CD-ROM, quick start-up guideon paper.*



**ACCESSORIES and SPARES**  
USB cable ..... Contact us.  
In-vehicle adapter ..... HX0061



**FRANCE**  
**Chauvin Arnoux**  
190, rue Championnet  
75876 PARIS Cedex 18  
Tel: +33 1 44 85 44 38  
Fax: +33 1 46 27 95 59  
export@chauvin-arnoux.fr  
www.chauvin-arnoux.fr

**UNITED KINGDOM**  
**Chauvin Arnoux Ltd**  
Waldeck House - Waldeck Road  
MAIDENHEAD SL6 8BR  
Tel: +44 1628 788 888  
Fax: +44 1628 628 099  
info@chauvin-arnoux.co.uk  
www.chauvin-arnoux.com

**Middle East**  
**Chauvin Arnoux Middle East**  
P.O. BOX 60-154  
1241 2020 JAL EL DIB (Beirut) - LEBANON  
Tel: +961 1 890 425  
Fax: +961 1 890 424  
camie@chauvin-arnoux.com  
www.chauvin-arnoux.com

 **CHAUVIN  
ARNOUX**  
GROUP